

CALIFORNIA GRAPE CRUSH

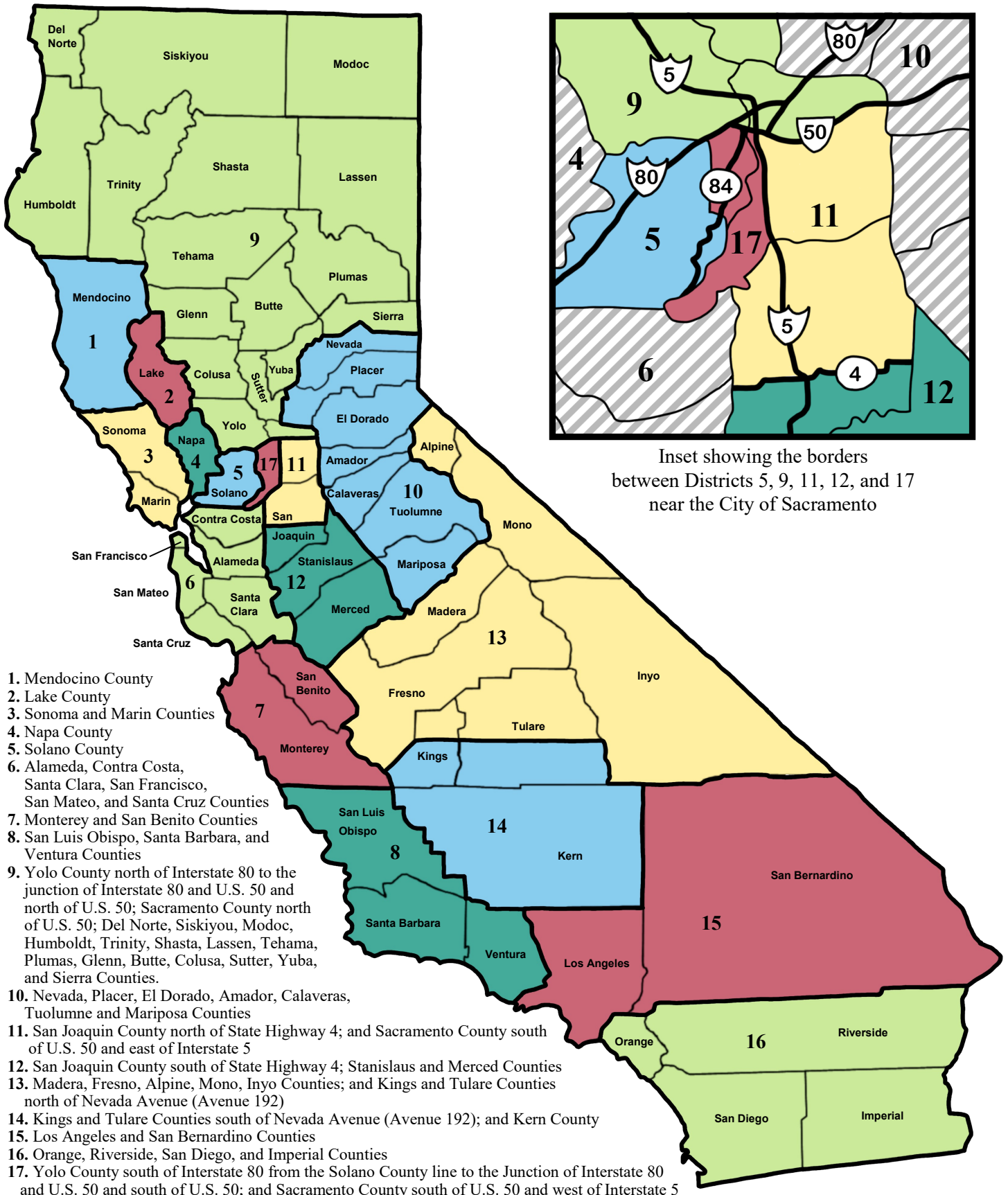
2024

PRELIMINARY
REPORT
FEBRUARY 10, 2025



CALIFORNIA DEPARTMENT OF FOOD AND AGRICULTURE

MAP AND DEFINITIONS OF CALIFORNIA GRAPE PRICING DISTRICTS



Inset showing the borders between Districts 5, 9, 11, 12, and 17 near the City of Sacramento

1. Mendocino County
2. Lake County
3. Sonoma and Marin Counties
4. Napa County
5. Solano County
6. Alameda, Contra Costa, Santa Clara, San Francisco, San Mateo, and Santa Cruz Counties
7. Monterey and San Benito Counties
8. San Luis Obispo, Santa Barbara, and Ventura Counties
9. Yolo County north of Interstate 80 to the junction of Interstate 80 and U.S. 50 and north of U.S. 50; Sacramento County north of U.S. 50; Del Norte, Siskiyou, Modoc, Humboldt, Trinity, Shasta, Lassen, Tehama, Plumas, Glenn, Butte, Colusa, Sutter, Yuba, and Sierra Counties.
10. Nevada, Placer, El Dorado, Amador, Calaveras, Tuolumne and Mariposa Counties
11. San Joaquin County north of State Highway 4; and Sacramento County south of U.S. 50 and east of Interstate 5
12. San Joaquin County south of State Highway 4; Stanislaus and Merced Counties
13. Madera, Fresno, Inyo, Mono, Kings and Tulare Counties north of Nevada Avenue (Avenue 192)
14. Kings and Tulare Counties south of Nevada Avenue (Avenue 192); and Kern County
15. Los Angeles and San Bernardino Counties
16. Orange, Riverside, San Diego, and Imperial Counties
17. Yolo County south of Interstate 80 from the Solano County line to the Junction of Interstate 80 and U.S. 50 and south of U.S. 50; and Sacramento County south of U.S. 50 and west of Interstate 5

TABLE OF CONTENTS

GRAPE CRUSH REPORT OVERVIEW	5
EXPLANATION OF TABLES	8
TABLE 1: State totals of grapes for crushing by type and variety, weighted average degrees Brix, and weighted average dollars per ton, 2023-24	10
TABLE 2: Tons of grapes crushed by California processors from the 2024 crop by type, variety, and reporting district where grown, with comparisons	12
TABLE 3: Weighted average degrees Brix for all grapes crushed by California processors from the 2024 crop by type, variety, and reporting district where grown, with comparisons	16
TABLE 4: Tons of grapes purchased for wine, concentrate, juice, vinegar, and beverage brandy, by California processors from the 2024 crop by type, variety, and reporting district where grown, with comparisons	18
TABLE 5: Weighted average degrees Brix for all grapes purchased for wine, concentrate, juice, vinegar, and beverage brandy, by California processors from the 2024 crop by type, variety, and reporting district where grown, with comparisons	22
TABLE 6: Weighted average grower returns per ton, delivered basis, purchased for wine, concentrate, juice, vinegar, and beverage brandy, by California processors from the 2024 crop by type, variety, and reporting district where grown, with comparisons	24
TABLE 7: Tons of grapes purchased by California processors as distilling material other than beverage brandy from the 2024 crop by type and variety, with comparisons	28
TABLE 8: Base price paid to growers for grapes crushed and delivered to California processors, from the 2024 crop, with Brix factors and purchased tonnage, by type, variety, reporting district where grown, and weighted average base price	29
Supplement: 2024 Brix Adjustment Factors	130
TABLE 9: Tons of grapes crushed to growers' accounts by California processors from the 2024 crop by type, variety, and reporting district where grown, with comparisons. <i>(Table 9 only appears in the Final Grape Crush Report.)</i>	
TABLE 10: Weighted average grower returns per ton, delivered basis, non-related purchase for wine, concentrate, juice, vinegar, and beverage brandy, by California processors from the 2024 crop by type, variety, and reporting district where grown, with comparisons	134

COMPILED AND PUBLISHED BY:

California Department of Food and Agriculture

in cooperation with

USDA National Agricultural Statistics Service

Pacific Regional Office

650 Capitol Mall, Suite 6-100

Sacramento, CA 95814

(916) 738-6569 --- GrapeCrushTeam@usda.gov

nass.usda.gov/ca --- cdfa.ca.gov/mkt/grapecrush

All photos by Sav Moore

February 10, 2025

THANK YOU GROWERS AND VINTNERS

The Pacific Regional Office of USDA National Agricultural Statistics Service (NASS) and the California Department of Food and Agriculture (CDFA) appreciate the timely reporting by the State's vintners in the preparation of the *2024 Grape Crush Report*.

NASS and CDFA also conduct an annual acreage survey in partnership with California grape growers. The *Grape Acreage Report* contains information on new plantings and removals of grapes.

The *2024 Grape Crush Report* and *Grape Acreage Report* are available on the NASS website at:

nass.usda.gov/ca



GRAPE CRUSH REPORT OVERVIEW

Information contained in this Report was supplied by processors to fulfill the reporting requirements of Section 55601.5 of the Food and Agricultural Code.

The Final Grape Crush Report includes all grape tonnage crushed during the 2024 season. It also includes purchased tonnage and pricing information for grapes with final prices prior to January 10, 2025.

Details of the crushed tonnage, degrees Brix, and weighted average prices were reported by grape type and variety, as well as by grape pricing districts. The 17 districts refer to the area in which the grapes were grown as defined in the Administrative Code. A district map is located on the inside of the front cover.

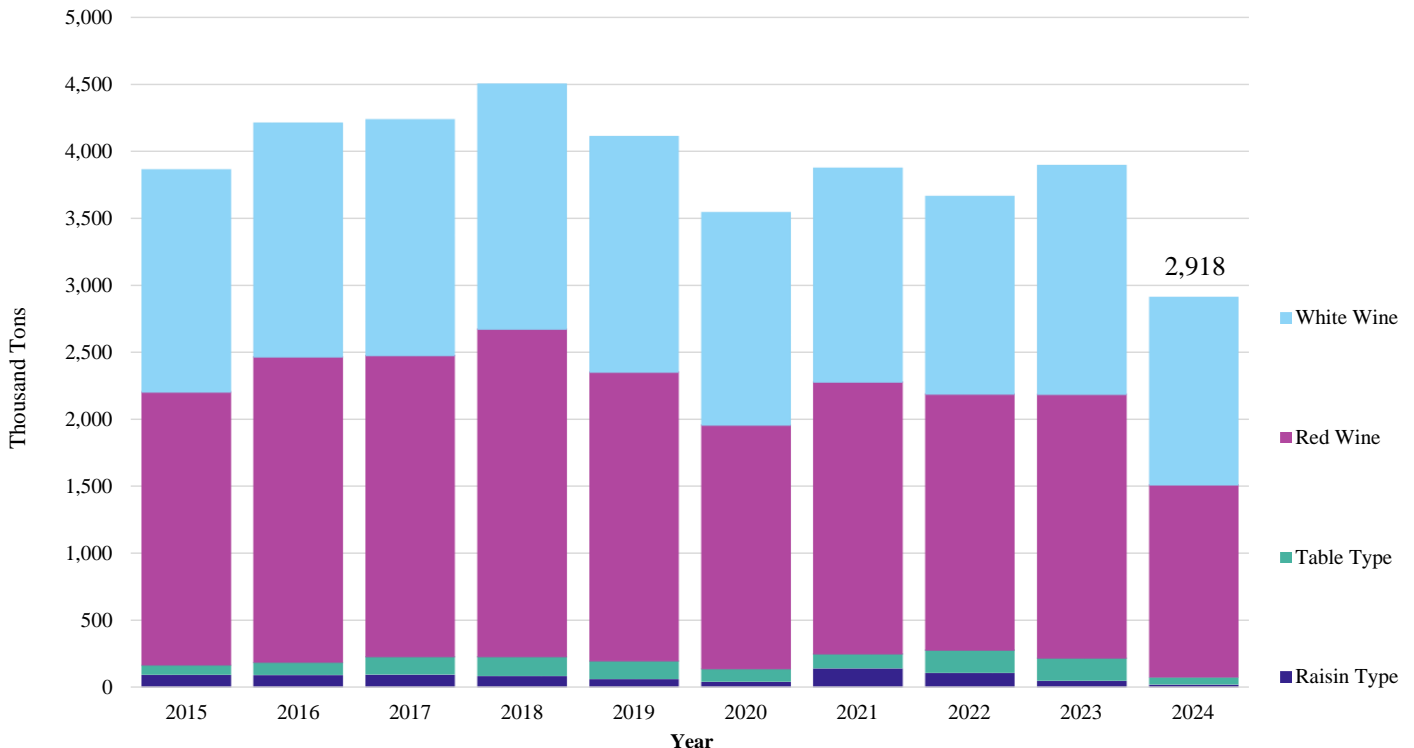
SUMMARY OF GRAPE TONNAGES AND PRICES

The 2024 crush totaled 2,918,158 tons, down 25.2% from the 2023 crush of 3,899,631 tons. Red wine varieties accounted for the largest share of all grapes crushed, at 1,438,527 tons, down 27.1% from 2023. White wine varieties crushed totaled 1,405,119 tons, down 18.0% from 2023. Tons crushed of raisin type varieties totaled 21,109, down 56.8% from 2023, and tons crushed of table type varieties totaled 53,403, down 67.8% from 2023.

The Grape Crush Report includes the total number of tons crushed for concentrate production. In determining grape tonnage crushed for concentrate production, each processor was required to report the estimated equivalent tons of grapes crushed for grape concentrate. For the 2024 season, this total was 263,308 tons, 9.0% of the 2024 grape crush total. This report provides only the aggregate figure for grapes crushed for concentrate production and does not include information by district, type, or variety.

The 2024 average price of all varieties was \$992.51, down 4.5% from 2023. Average prices for the 2024 crop by type were as follows: red wine grapes, \$1,311.15, down 2.6% from 2023; white wine grapes, \$698.61, down 4.8% from 2023; raisin grapes, \$295.05, up 2.4% from 2023; and table grapes, \$150.40, down 22.6% from 2023.

California Grapes Crushed 2015-2024



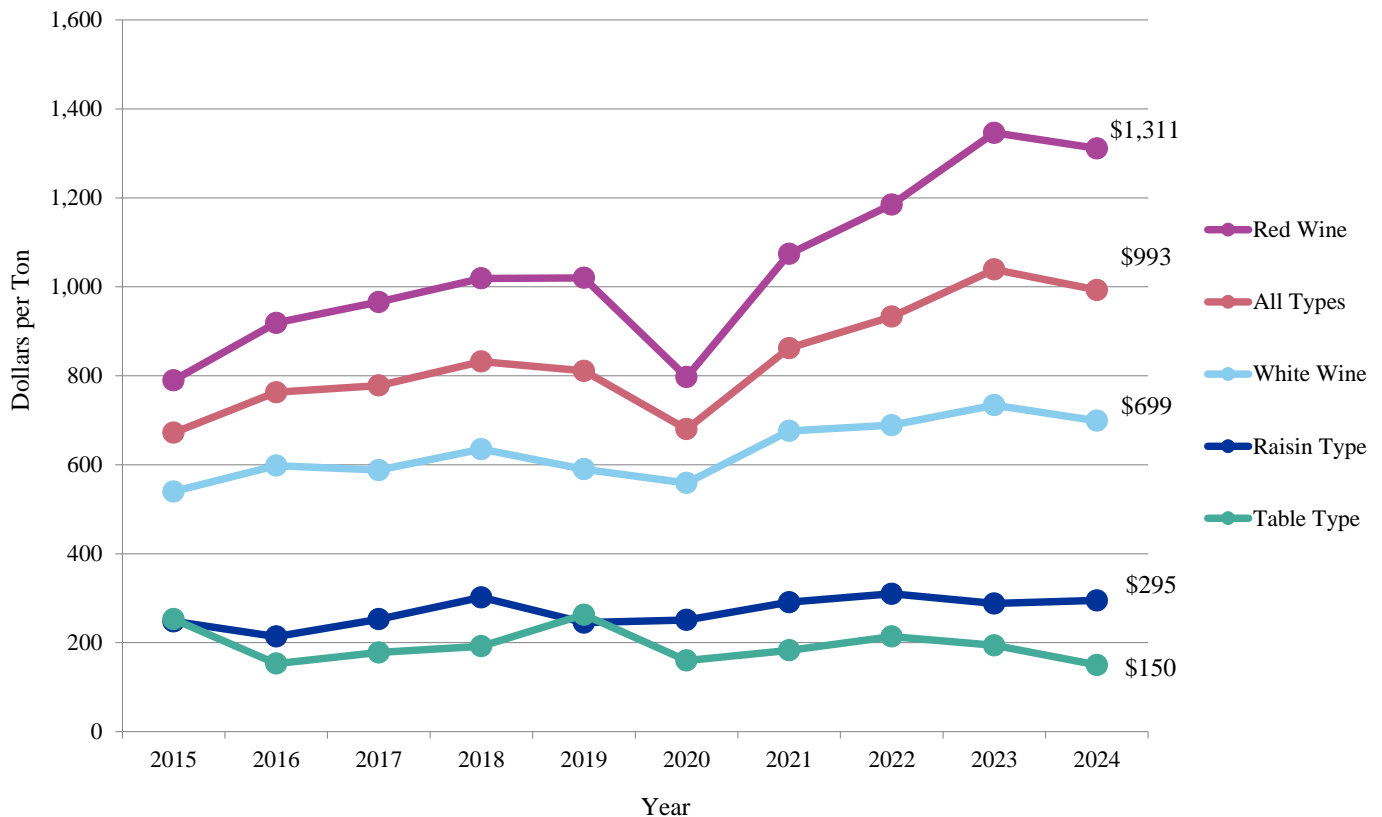
Source: USDA, National Agricultural Statistics Service, Pacific Regional Office

CALIFORNIA GRAPE CRUSH TONNAGE AND PRICE, 2004-2024

Crop year	Red wine type		White wine type		Total wine type		Raisin type		Table type		All types	
	Thousand tons	\$/ton	Thousand tons	\$/ton	Thousand tons	\$/ton	Thousand tons	\$/ton	Thousand tons	\$/ton	Thousand tons	\$/ton
2004	1,639	627	1,136	487	2,775	571	727	200	113	199	3,615	482
2005	2,235	634	1,521	507	3,756	583	467	164	106	121	4,330	533
2006	1,874	637	1,263	503	3,136	583	267	154	86	137	3,489	548
2007	1,875	627	1,372	482	3,248	565	364	155	63	138	3,674	522
2008	1,676	661	1,338	543	3,015	609	494	224	165	180	3,674	547
2009	2,078	671	1,625	536	3,703	612	307	171	85	143	4,095	574
2010	2,051	628	1,538	501	3,589	574	274	215	124	174	3,986	545
2011	1,920	708	1,427	542	3,347	637	373	265	155	219	3,874	592
2012	2,292	884	1,726	625	4,018	773	270	319	99	272	4,387	738
2013	2,417	852	1,829	623	4,246	754	328	255	127	222	4,700	713
2014	2,141	893	1,753	596	3,894	759	156	233	95	234	4,145	744
2015	2,041	790	1,664	540	3,705	679	92	248	71	253	3,868	672
2016	2,280	919	1,751	598	4,032	780	90	214	95	153	4,217	763
2017	2,250	966	1,766	588	4,016	800	94	253	132	178	4,242	778
2018	2,447	1,019	1,834	635	4,281	856	83	302	142	192	4,506	832
2019	2,158	1,020	1,762	590	3,920	827	61	245	134	263	4,115	811
2020	1,822	797	1,591	559	3,414	685	42	251	95	160	3,551	680
2021	2,033	1,074	1,601	676	3,634	898	138	291	108	183	3,880	862
2022	1,914	1,185	1,483	689	3,397	967	106	310	168	214	3,671	933
2023	1,972	1,346	1,713	734	3,685	1,056	49	288	166	194	3,900	1,039
2024	1,439	1,311	1,405	699	2,844	1,003	21	295	53	150	2,918	993

Source: USDA, National Agricultural Statistics Service, Pacific Regional Office

California Grape Crush, Dollars per Ton 2015-2024



Source: USDA, National Agricultural Statistics Service, Pacific Regional Office

LEADING GRAPE VARIETIES AND DISTRICTS

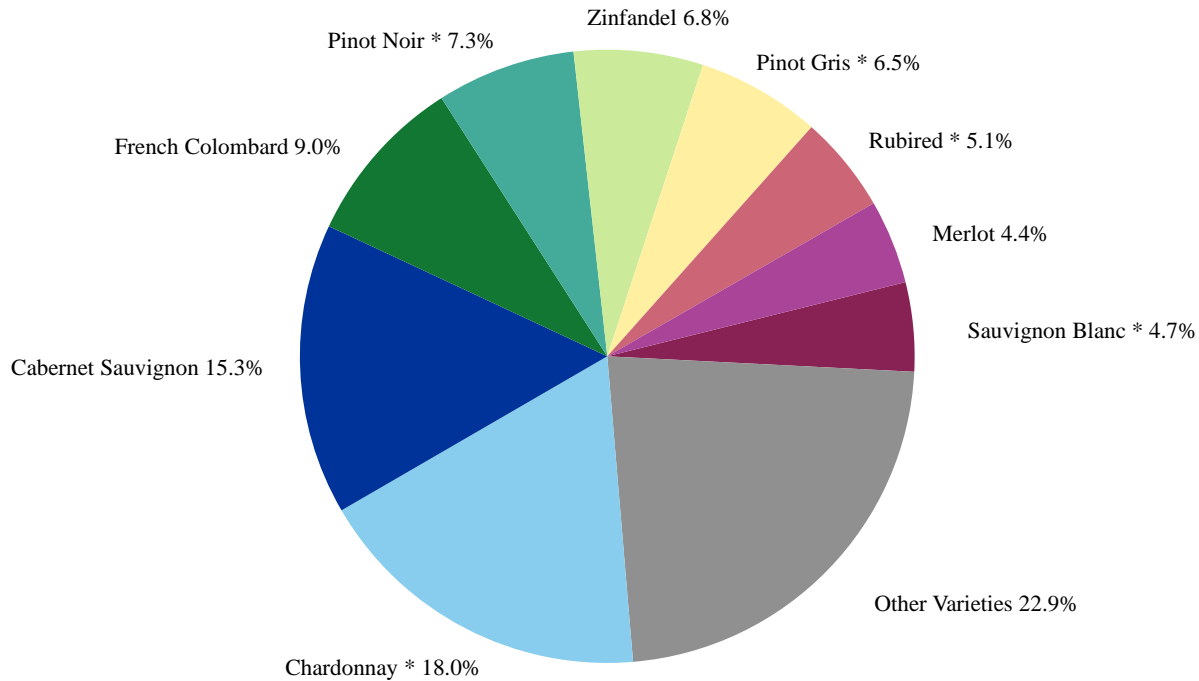
In 2024, Chardonnay continued to account for the largest percentage of the total tonnage crushed at 18.0%. Cabernet Sauvignon accounted for the second largest percentage of the total crush at 15.3%. Raisin grape varieties crushed for wine accounted for 0.7% of the total crush and table varieties crushed for wine were 1.8% of the total crush.

District 13 (Madera, Fresno, Alpine, Mono, Inyo Counties; and Kings and Tulare Counties north of Nevada Avenue (Avenue 192)), had the largest share of the State’s crush at 895,439 tons. The average price per ton in District 13 was \$338.67.

Grapes produced in District 4 (Napa County) received the highest average price at \$6,863.46 per ton, down 2.4% from 2023. District 3 (Sonoma and Marin counties) received the second highest average price at \$2,888.22 per ton, down 3.1% from 2023.

The 2024 Chardonnay average price of \$1,041.66 was down 2.8% from 2023 and the Cabernet Sauvignon average price of \$2,162.29 was up 1.8% from 2023. The 2024 average price for French Colombard was \$305.83, down 4.0% from 2023, while the Pinot Noir average price was down 0.4% from 2023, at \$1,694.62 per ton.

Leading Grape Varieties Crushed in California Percent of Total 2024 Crush ¹



Source: USDA, National Agricultural Statistics Service, Pacific Regional Office

*Synonyms for variety names are shown on Page 5 of the *California Grape Crush Report, Preliminary 2024*.

¹ Percentages may not add to 100%, due to rounding.

EXPLANATION OF TABLES

TABLE 1 is a summary of the 2024 crop State totals by grape type and varieties that are shown in detail by grape pricing districts in Tables 2 through 6. State totals and averages for 2023 are shown for comparison.

TABLE 2 includes over-the-scale fresh tonnage of all grapes crushed by California processors from the 2024 crop. Over-the-scale fresh weight tonnage includes materials other than grapes (MOG) and defects. This table is broken down by the 17 grape pricing districts and by variety. State totals for 2023 are shown for comparison. Crushed tonnage includes all grapes crushed whether: grown and crushed by processors; purchased and crushed by processors; crushed by cooperatives, juice manufacturers, etc.; or crushed for others, including growers.

TABLE 3 shows the weighted average degrees Brix for all grapes crushed (TABLE 2) by California processors from the 2024 crop. The weighted average degrees Brix is reported by grape pricing districts and variety. State averages for 2023 are shown for comparison.

TABLE 4 includes net weight fresh tonnage of all grapes purchased for wine, concentrate, juice, vinegar, and beverage brandy by California processors from the 2024 crop. Net weight fresh tonnage does not include material other than grapes (MOG) and defects or other weight adjustments deducted from gross weight. The purchased tonnage is reported by variety and grape pricing districts. State totals for 2023 are shown for comparison. TABLE 4 does not include tonnage purchased as distilling material other than beverage brandy; this is shown in TABLE 7. Prices for all tonnage shown in this table are final and not subject to change. Grapes pooled by cooperatives, those grown by processors and used for their own production and grapes crushed to growers' accounts are not included.

TABLE 5 shows the weighted average degrees Brix for all grapes purchased for wine, concentrate, juice, vinegar, and beverage brandy (TABLE 4) by California processors from the 2024 crop. The weighted average degrees Brix is reported by grape pricing districts and variety. State averages for 2023 are shown for comparison. TABLE 5 does not include degrees Brix of tonnage purchased as distilling material other than beverage brandy; this is shown in TABLE 7. Grapes pooled by cooperatives, those grown by processors and used for their own production and grapes crushed to growers' accounts are not included.

TABLE 6 gives the weighted average price per ton, delivered basis, of all tonnage purchased for wine, concentrate, juice, vinegar, and beverage brandy (TABLE 4) by California processors from the 2024 crop. The weighted average prices are reported by variety, and grape pricing districts. State averages for 2023 are shown for comparison. TABLE 6 does not include prices of tonnage purchased as distilling material other than beverage brandy; this is shown in TABLE 7. Prices shown in this table are final and not subject to change. Grapes pooled by cooperatives, those grown by processors and used for their own production and grapes crushed to growers' accounts are not included.

Weighted average prices reflect final prices through January 10, 2025 and include any Brix adjustments, bonuses, or allowances. Prices are equivalent to delivered basis in the area grown including normal within-area hauling allowances. Purchases made on a roadside basis include the usual hauling allowance for local delivery in the area grown. Out-of-area purchases made on a delivered basis do not include extra hauling allowances for delivery outside the area.

The next example indicates the method used for calculating weighted averages.

The following two purchases were made.

Variety	District	Tons	Degrees Brix	Base Price	Price Paid Per Ton	Acceptable Brix Limits	Brix Adjustment Factors	Brix Adjustment Limits
<i>Petite Sirah</i>	<i>1</i>	155.5	20.6	<i>\$450.00</i>	\$364.50	<i>19 - 25</i>	<i>+ or - 10%</i>	<i>Base 22, Min 20, Max 24</i>
<i>Petite Sirah</i>	<i>1</i>	20.5	19.0	<i>\$450.00</i>	\$418.50	<i>19 - 25</i>	<i>+ or - 10%</i>	<i>Base 22, Min 20, Max 24</i>

Note: The variety, district, base price, and Brix Adjustment Factors (including Brix limits) are the same. The tons purchased, degrees Brix, and price paid per ton are the only differences in this example.

Step 1: Multiply the tons by the Brix for each lot purchased and then add the products to get the total. Also, add the tons purchased.

Variety	District	Tons	Degrees Brix	Total (Tons X Brix)
<i>Petite Sirah</i>	<i>1</i>	155.5	20.6	155.5 X 20.6 = 3,203.3
<i>Petite Sirah</i>	<i>1</i>	20.5	19.0	20.5 X 19.0 = 389.5
TOTALS		176.0		3,592.8

Step 2: Divide the total (3,592.8) by the total tons purchased (176.0) to get the **Weighted Average Degrees Brix**.

$$\frac{3,592.8}{176.0} = 20.4$$

Step 3: Multiply the purchased tons by the Price Paid Per Ton for each lot purchased and then add the products to get the total.

Variety	District	Tons	Price Paid Per Ton	Total (Tons X Price Paid Per Ton)
<i>Petite Sirah</i>	1	155.5	\$364.50	155.5 X 364.50 = 56,679.8
<i>Petite Sirah</i>	1	20.5	\$418.50	20.5 X 418.50 = 8,579.3
TOTALS		176.0		65,259.1

Step 4: Divide the total (65,259.1) by the total tons purchased (176.0) to get the **Weighted Average Price Per Ton:**

$$\frac{65,259.1}{176.0} = \$370.79$$

TABLE 7 shows all grape tonnage purchased as distilling material other than beverage brandy by California processors from the 2024 crop. The tonnage, weighted average degrees Brix, and price per ton are shown by grape type and variety. State totals and averages for 2023 are given for comparison.

TABLE 8 shows base prices paid to growers by Brix adjustment factors, purchased tonnage, type, variety and reporting district where grown. Weighted average base prices and total purchased tonnage are included.

The Brix adjustment factors determine adjustments to base prices to compensate for sugar variations. In this report, adjustments are expressed in dollars per ton, or percent of base price per degree variance from the established Brix base. Occasional lots are traded on price per degree Brix as delivered.

TABLE 9 includes tonnage of all grapes crushed to growers' accounts by California processors from the 2024 crop. Growers retained ownership of these grapes at the time of crushing. This tonnage is reported by grape pricing district and variety. Comparisons with 2023 are shown. (*Table 9 only appears in the Final Grape Crush Report.*)

TABLE 10 gives the weighted average price per ton, delivered basis, of all tonnage purchased from non-related sources for wine, concentrate, juice, vinegar, and beverage brandy (TABLE 4) by California processors from the 2024 crop. The weighted average prices are reported by variety, and grape pricing districts. State averages for 2023 are shown for comparison. TABLE 10 does not include prices of tonnage purchased as distilling material other than beverage brandy, this is shown in TABLE 7. Prices shown in this table are final and not subject to change. Grapes pooled by cooperatives, those grown by processors and used for their own production and grapes crushed to growers' accounts are not included.

Non-Related Purchased Tons: Excludes tonnage of grapes purchased from a grower if:

- The grower or an affiliate of the grower, or both the grower and the affiliate of the grower, owned, directly or indirectly, at least 5 percent of the indicia of ownership or voting authority of the winery (processor);
- The winery (processor) or an affiliate of the winery, or both the winery and the affiliate of the winery, owned, directly or indirectly, at least 5 percent of the indicia of ownership or voting authority of the grower;
- The winery (processor) or an affiliate of the winery, or both the winery and the affiliate of the winery, provided long-term financing to the grower in exchange for rights or options to purchase a significant portion of the grower's harvest.

Grape Variety Synonyms			Varieties included in:
Albarino * -Alvarinho	Lambrusco * -Colorino	Sangiovese * -Sangioveseto	Other Red Wine -Alvarelhao, Black Prince, Canaiolo Nero, Carmine, Ciliogiolo, Corvina, Early Burgundy, Friulano, Grand Noir, Marechal Foch, Marquette, Muscardin Paseante Noir, Peloursin, Petit Bouschet, Pfeffer Cabernet, Ribolla Nera, Rondinella, Salvador, Schioppettino, Terret Noir, Tinta Amarela, Tinta Barroca, Tinta Francisca, Touriga Francesca, Vaccarese, Zweigelt Other Table -Allison, American Rose, Candy Snaps, Arra Mystic Dream, Arra Passion Punch, Concord, Flame Tokay, Flaming Red, Regal Seedless, Ruby Seedless, Schiava Grossa, Sweet Globe, Sweet Scarlet, Timco, Vintage Red Other White Wine -Ambulo Blanc, Arinto, Bacchus, Bourboulenc, Caminante Blanc, Catarratto, Chasselas Dore, Coda Di Volpe, Folle Blanche, Greco, Green Hungarian, Kerner, Koshu, Loureiro, Pedro Ximenes, Petit Manseng, Rkatsiteli, Scheurebe, Verdicchio
Alicante Bouschet * -Alicante	Marechal Foch * -Foch	Sauvignon Blanc * -Sauvignon	
Blanc Seedless * -Pristine	Meunier * -Pinot Meunier	Musque	
Blaufraenkisch * -Lemberger	Mission * -Rose of Peru	Sauvignon Vert * -Muscadelle	
Burger * -Monbadon	Moscato Gaillo * -Muscat Yellow	Savagnin * -Traminer,	
Chardonnay * -Pinot Chardonnay,	Mourvedre * -Mataro, Monastrell	Schiava Grossa * - Black Prince	
Chardonnay Musque	Muscat Blanc * -Muscat Canelli,	Schioppettino - Ribolla Nera	
Cinsaut * -Black Malvoisie,	Muscat Blanc A Petits Grains	St. Emilion * -Ugni Blanc,	
Black Malvasia	Muscat Hamburg * -Black Muscat	Trebbiano	
Crimson Seedless * -Red Crimson	Negrette * -Pinot St. George	Sugraone * -Superior Seedless Brand	
Emerald Seedless * -Black Seedless	Nero D'avola * -Calabrese	Syrah * -French Syrah, Shiraz,	
Flame Seedless * -Red Flame	Palomino * -Golden Chasselas	Syrah Noir	
Gray Riesling * -Trousseau Gris	Pfeffer Cabernet * -Pinot Grigio	Tempranillo * -Tinta Roriz,	
Great Green * -Green Envy,	Pinot Gris * -Pinot Grigio	Valdepenas	
Big Green	Pinot Noir* -Pinot Pom 4,	Thompson Seedless * -Sultana	
Grenache * -Grenache Noir	Pinot Dijon	Timco * - Sheegene 13	
Grenache Blanc * -Garnacha Blanca	Princess * -Melissa	Touriga Nacional * -Touriga	
Grenache Gris * -Garnacha Gris	Red Globe * -Rose Ito	Trousseau * -Bastardo	
Ivory * -Sheegene 21, Ivory	Refosco * -Mondeuse	Valdiguie * -Gamay, Gamay (Napa)	
Seedless, Sugar Crunch,	Ribolla Gialla * -Rebolla	Vermentino * -Vennentino	
Summer Crunch	Rubired * -Tintoria	White Riesling * -Riesling,	
Krissy * -Sheegene 12	Ruby Seedless * -King Ruby	Johannisberg Riesling	

* indicates the published name includes more than one variety name

**TABLE 1: STATE TOTALS OF GRAPES FOR CRUSHING BY TYPE AND VARIETY,
WEIGHTED AVERAGE DEGREES BRUX, AND WEIGHTED AVERAGE DOLLARS PER TON, 2023-24**

Type and Variety	Total Tons Crushed		Avg. Brux Crushed		Total Purchased Tons		Avg. Brux Purchased		Wtd. Avg. Dollars Per Ton	
	2024	2023	2024	2023	2024	2023	2024	2023	2024	2023
RAISIN GRAPES										
Fiesta	4,076.4	6,371.3	22.1	21.7	3,112.5	5,442.8	21.8	21.6	293.36	255.05
Thompson Seedless *	17,033.0	42,538.5	19.4	19.2	15,514.5	38,823.3	19.3	19.1	295.39	292.72
Total Raisin	21,109.4	48,909.8	19.9	19.5	18,627.0	44,266.1	19.7	19.4	295.05	288.09
TABLE GRAPES										
Arra Passion Fire	1,823.4	0.0	22.9	--	0.0	0.0	--	--	--	--
Arra Sweeties	326.2	0.0	20.6	--	0.0	0.0	--	--	--	--
Autumn King	5,714.8	18,494.1	20.6	18.7	2,184.5	695.5	20.3	18.7	222.33	180.00
Autumn Royal	614.5	4,236.0	21.2	20.1	0.0	1,098.9	--	21.9	--	185.90
Blanc Seedless *	1,462.1	3,629.2	19.6	20.5	0.0	0.0	--	--	--	--
Cotton Candy	134.9	1,121.6	20.6	20.8	0.0	432.0	--	18.7	--	220.00
Crimson Seedless *	105.3	278.4	21.0	21.2	0.0	0.0	--	--	--	--
Emerald Seedless *	1,159.6	6,459.1	22.0	22.3	0.0	0.0	--	--	--	--
Flame Seedless *	1,989.2	6,843.4	20.8	21.9	0.0	0.0	--	--	--	--
Great Green *	1,034.1	2,857.8	20.9	19.8	0.0	640.9	--	19.5	--	212.59
Ivory *	741.2	11,805.2	24.1	21.1	0.0	4,033.7	--	20.3	--	198.60
Krissy *	0.0	1,115.0	--	22.9	0.0	1,115.0	--	22.9	--	187.07
Luisco	25.8	563.7	20.2	18.0	25.8	563.7	20.2	18.0	200.00	216.81
Princess *	4.8	1,198.0	20.1	23.1	0.0	0.0	--	--	--	--
Red Globe *	5,133.4	1,776.9	20.7	19.6	3,643.3	368.0	20.7	20.4	125.00	214.26
Scarlet	1,076.2	1,949.3	22.3	24.5	1,076.2	1,949.3	22.3	24.5	200.00	184.87
Scarlet Royal	4,838.3	10,455.9	20.7	21.7	53.9	0.0	20.7	--	125.00	--
Sugra-52	0.0	839.2	--	19.5	0.0	839.2	--	19.5	--	220.00
Sugraone *	36.6	1,172.5	22.0	20.4	0.0	1,008.7	--	20.5	--	215.19
Summer Royal	142.8	697.7	24.8	22.3	0.0	0.0	--	--	--	--
Other Table ¹	27,039.7	90,396.2	21.3	21.0	5,060.1	5,266.9	21.5	21.5	127.10	183.66
Total Table	53,402.9	165,889.2	21.2	20.9	12,043.8	18,011.8	21.1	21.2	150.40	194.36
WINE GRAPES (WHITE)										
Albarino *	9,656.5	10,635.2	22.0	21.6	9,327.0	10,205.0	21.9	21.5	749.10	783.69
Arneis	78.3	86.7	23.1	22.3	56.9	82.7	23.5	22.5	2,326.78	2,439.57
Assyrτικο ²	57.5	0.0	22.3	--	15.2	0.0	21.8	--	2,158.22	--
Burger *	6,252.2	9,382.5	18.0	16.4	6,220.2	6,300.1	18.0	15.8	268.56	326.44
Chardonnay *	524,110.8	652,762.9	23.8	22.9	387,688.3	469,263.0	23.8	22.9	1,041.66	1,071.43
Chenin Blanc	37,457.4	31,590.6	20.6	19.6	34,463.8	29,285.7	20.7	19.7	451.67	485.80
Clairette Blanche	108.4	162.8	21.4	21.5	72.8	129.4	20.5	20.5	2,130.21	2,034.60
Cortese	59.5	50.0	21.8	21.0	49.8	47.8	21.9	21.4	805.76	1,887.97
Falaghina Greco	134.7	110.1	22.6	21.6	93.6	100.1	22.2	21.4	1,339.00	2,309.09
Fiano	112.3	143.5	22.9	22.4	54.3	93.3	22.6	22.5	2,197.36	2,228.67
Flora	31.6	29.0	23.3	21.8	28.4	25.4	23.1	21.7	2,790.74	2,608.07
French Colombard	261,501.3	296,281.9	20.3	19.8	236,940.2	270,107.1	20.3	19.7	305.83	318.49
Gewurztraminer	9,045.6	10,440.6	22.3	22.0	7,937.5	8,946.0	22.1	21.8	556.98	650.69
Gray Riesling *	44.3	74.4	20.0	20.9	44.3	67.6	19.9	21.1	2,161.26	2,812.06
Grenache Blanc *	1,351.6	1,757.4	22.5	22.1	1,087.5	1,337.5	22.6	21.8	1,738.44	1,893.23
Grenache Gris *	61.5	135.8	21.5	22.5	53.1	121.0	21.1	22.2	1,946.22	2,009.38
Gruener Veltliner	655.2	900.0	22.6	21.5	607.0	834.9	22.7	21.6	1,446.14	1,549.77
Malvasia Bianca	1,701.1	3,816.0	20.8	19.8	1,223.1	1,383.1	20.7	20.2	637.67	630.55
Marsanne	1,189.1	427.4	24.1	22.6	1,043.9	240.4	24.2	22.8	824.86	2,057.03
Melon	43.8	60.9	21.9	21.2	37.5	54.1	21.8	21.0	2,344.53	2,608.69
Moscato Gaillo *	18.1	23.4	22.9	20.8	8.2	11.9	24.3	20.7	2,391.96	2,325.02
Muscat Blanc *	16,338.8	37,746.0	22.5	22.2	10,930.7	30,589.9	22.5	22.6	507.50	525.54
Muscat Of Alexandria	131,957.8	156,882.0	21.5	20.4	120,538.4	133,180.6	21.5	20.5	299.06	306.10
Muscat Orange	2,356.7	3,136.8	24.1	22.5	2,222.8	2,941.7	24.1	22.8	483.40	565.93
Palomino *	30.0	80.5	21.3	19.5	29.5	76.3	21.3	19.2	2,135.19	1,233.21
Pecorino	27.8	28.9	22.9	22.2	27.8	28.1	22.9	22.2	2,400.00	2,400.00
Picpoul Blanc	322.2	323.2	20.4	20.5	260.1	228.1	20.5	20.1	1,617.58	2,027.94
Pinot Blanc	940.4	1,267.2	21.5	22.7	775.6	1,082.9	21.4	22.8	1,657.35	1,693.06
Pinot Gris *	190,393.3	234,157.5	21.4	20.7	157,314.1	197,198.7	21.3	20.6	555.24	591.20
Ribolla Gialla *	70.8	84.0	20.6	21.2	49.0	67.7	20.3	21.3	3,438.72	3,346.70
Roussanne	535.8	677.5	23.8	23.0	291.9	351.8	24.0	22.8	2,650.67	2,752.54
Sauvignon Blanc *	136,979.9	160,863.9	22.2	21.7	105,714.5	127,399.0	22.2	21.5	1,103.59	1,131.94
Sauvignon Gris	102.1	89.7	24.5	24.0	84.7	66.8	24.8	24.5	2,649.41	2,619.99
Sauvignon Vert *	12.5	18.8	21.5	21.0	12.5	17.9	23.2	21.0	2,900.48	2,612.81
Semillon	2,544.1	3,026.1	21.4	21.0	1,757.8	2,173.4	21.1	20.6	1,434.82	1,291.19
St. Emilion *	17.0	18.6	21.5	20.5	14.3	18.6	21.1	20.5	2,649.65	2,551.61
Sylvaner	26.2	29.8	21.6	20.7	0.0	3.5	--	22.1	--	2,000.00
Symphony	14,713.6	28,540.3	22.2	19.9	8,756.3	8,466.5	22.7	22.4	341.94	344.81
Tocai Friulano	70.9	107.0	20.9	20.7	61.1	97.6	20.7	21.2	2,587.38	2,417.06
Torrontes	26.6	54.7	22.0	22.4	26.6	53.8	22.0	22.5	1,400.38	1,682.01
Triplet Blanc	2,035.9	3,159.7	22.0	20.6	2,025.3	3,133.4	22.0	20.6	175.00	207.41
Verdejo	95.5	219.2	23.1	21.8	78.3	103.1	23.2	22.1	685.23	705.96
Verdelho	2,803.3	2,602.2	23.8	23.2	2,763.7	2,512.6	23.8	23.2	620.37	711.36
Vernantino *	2,335.2	2,900.8	22.3	21.9	1,930.3	2,569.9	22.3	21.8	1,104.87	1,197.26
Vernaccia	1.5	18.9	22.1	24.0	1.5	18.9	22.1	24.0	2,000.00	2,529.63
Viognier	15,225.1	20,299.5	25.6	24.6	12,428.0	15,817.1	25.8	24.9	755.99	789.42
White Riesling *	28,992.4	34,797.7	20.8	19.6	9,535.9	10,685.1	22.2	20.9	676.67	799.22
Other White Wine ¹	2,492.7	2,581.7	23.1	19.5	2,215.1	2,311.5	23.2	19.2	604.42	478.32
Total White	1,405,118.9	1,712,583.3	22.2	21.5	1,126,898.4	1,339,830.6	22.1	21.4	698.61	733.54

**TABLE 1: STATE TOTALS OF GRAPES FOR CRUSHING BY TYPE AND VARIETY,
WEIGHTED AVERAGE DEGREES BRUX, AND WEIGHTED AVERAGE DOLLARS PER TON, 2023-24**

Type and Variety	Total Tons Crushed		Avg. Brix Crushed		Total Purchased Tons		Avg. Brix Purchased		Wtd. Avg. Dollars Per Ton	
	2024	2023	2024	2023	2024	2023	2024	2023	2024	2023
WINE GRAPES (RED)										
Aglianico	140.5	215.2	24.5	23.9	84.2	139.3	24.3	23.6	1,386.34	1,519.20
Aleatico	29.3	23.6	24.2	22.4	18.0	19.5	24.4	22.3	2,888.10	2,986.50
Alicante Bouschet *	2,869.4	4,843.8	24.4	20.5	1,260.8	1,153.6	23.9	23.1	715.89	786.66
Arinarnoa	860.7	588.4	22.3	23.3	849.7	575.0	22.3	23.3	500.00	500.00
Barbera	29,881.2	40,256.4	23.9	23.5	25,399.5	32,993.7	23.6	23.3	426.91	445.59
Blaufraenkisch *	11.3	41.0	24.4	24.6	5.2	35.6	24.2	24.6	2,115.38	1,978.09
Cabernet Dorsa	16.6	35.7	26.5	24.5	0.0	0.0	--	--	--	--
Cabernet Franc	9,074.3	11,932.7	26.0	25.1	5,074.0	7,386.9	26.1	25.1	5,146.79	4,544.50
Cabernet Sauvignon	447,918.8	647,691.5	25.8	24.9	326,943.8	470,744.7	25.8	24.8	2,162.29	2,124.33
Carignane	5,381.2	10,168.6	22.6	23.9	2,073.2	4,991.8	22.9	22.6	1,305.25	978.93
Carmenere	108.3	101.4	25.7	24.5	40.8	55.9	26.0	25.2	1,916.35	1,815.55
Charbono	237.5	359.4	23.6	22.7	171.8	200.0	23.7	22.7	3,239.45	3,068.80
Cinsaut *	678.8	790.6	22.1	22.0	574.8	666.9	21.5	21.9	1,711.62	1,732.41
Coulnoise	123.3	192.5	23.1	21.7	73.4	111.5	23.4	21.5	2,734.54	2,540.11
Dolcetto	274.7	331.8	23.4	23.5	206.3	283.9	23.0	23.5	1,347.17	1,383.91
Domfelder	806.6	1,084.2	25.0	22.5	229.2	258.0	24.0	23.1	433.10	502.61
Durif	48.7	54.1	25.2	25.4	26.0	10.8	24.8	21.7	2,139.23	1,292.59
Freisa	15.3	14.5	23.2	22.9	14.3	7.7	23.1	22.9	2,054.55	2,948.05
Gamay Noir Au Jus Blanc	36.6	69.6	22.3	22.4	35.1	66.3	22.3	22.4	2,884.90	2,590.03
Graciano	682.9	710.4	26.0	25.5	562.8	540.3	26.1	25.7	1,341.52	1,640.65
Grenache *	32,293.3	50,185.4	22.4	21.9	28,231.9	43,464.7	22.1	21.6	705.99	831.32
Grignolino	14.4	31.1	22.5	20.1	5.4	23.6	21.1	19.5	2,591.11	4,194.07
Lagrein	432.9	478.9	25.0	24.5	209.4	223.8	25.4	24.7	2,065.49	2,275.21
Lambrusco *	294.2	521.4	25.2	23.7	0.0	0.0	--	--	--	--
Malbec	23,845.1	33,806.8	25.0	24.2	14,865.5	20,609.6	25.2	24.0	1,465.43	1,332.49
Marselan ³	156.8	0.0	24.0	--	6.8	0.0	22.0	--	2,000.00	--
Mencia	26.6	66.7	22.8	22.2	25.9	59.9	22.8	22.1	2,439.03	2,427.52
Merlot	129,213.1	181,080.3	25.3	24.8	95,600.0	125,986.2	25.4	24.8	1,027.16	1,045.97
Meunier *	548.6	537.4	19.1	19.5	290.8	295.3	19.5	20.0	2,886.54	2,545.10
Mission *	501.4	722.1	22.2	22.7	477.6	666.7	22.1	22.8	341.54	353.98
Montepulciano	253.0	305.5	23.9	24.0	141.5	190.2	23.7	23.8	2,263.00	2,124.41
Mourvedre *	2,358.0	3,690.2	24.4	24.3	1,601.3	2,659.6	24.5	24.3	2,527.61	2,379.50
Muscat Hamburg *	803.4	1,397.3	25.0	23.8	802.9	1,384.8	25.0	23.9	557.37	583.11
Nebbiolo	371.2	471.7	24.4	24.0	86.5	329.6	23.5	23.9	3,032.88	1,893.11
Negrette *	5.1	22.0	23.5	22.1	3.6	16.1	23.4	22.2	2,850.00	3,112.42
Negroamaro	54.5	56.4	25.2	24.2	19.7	21.7	23.6	23.2	2,117.02	2,130.98
Nero D'avola *	210.9	321.6	25.0	23.2	114.9	211.6	25.0	22.9	1,897.71	1,664.80
Petit Verdot	21,907.8	30,023.6	25.5	24.7	14,497.6	21,828.9	25.6	24.7	1,529.09	1,440.46
Petite Sirah	66,695.6	86,990.6	26.0	25.2	52,059.1	68,547.9	25.9	25.3	1,042.48	1,060.51
Pinot Noir *	213,393.5	288,052.4	25.0	24.2	150,281.3	200,796.4	25.1	24.3	1,694.62	1,700.79
Pinotage	27.1	35.8	23.8	23.3	0.0	7.9	--	24.2	--	1,496.20
Prieto Picudo	0.0	5.1	--	23.1	0.0	4.9	--	23.0	--	1,232.65
Primitivo	1,822.8	1,959.3	25.2	24.9	780.2	1,327.5	26.2	24.8	1,780.75	1,530.26
Refosco *	76.0	77.5	21.7	21.3	49.6	61.0	21.1	21.2	1,679.38	2,248.11
Royalty	20.2	30.2	24.0	21.9	20.2	30.2	23.8	22.1	505.00	505.00
Rubired *	149,348.9	197,084.0	24.2	23.3	143,288.0	192,499.4	24.2	23.3	303.53	303.36
Ruby Cabernet	10,964.0	24,599.1	25.2	24.2	8,300.1	15,219.3	25.1	24.5	329.65	316.73
Sagrantino	69.8	209.7	24.5	25.1	18.9	142.2	25.1	25.4	2,120.98	1,050.58
Sangiovese *	4,396.7	5,788.4	23.9	23.1	2,763.0	3,801.8	24.0	23.3	2,187.02	1,939.04
Souzao	702.7	649.9	22.5	24.5	672.6	563.1	22.4	24.6	311.41	579.09
St Laurent	9.7	26.3	22.5	20.8	2.4	19.9	22.5	20.4	2,800.00	2,855.78
St Macaire	66.4	115.9	26.9	27.4	52.9	99.6	27.0	27.9	2,226.47	1,536.85
Syrah *	52,370.6	68,830.9	25.6	24.8	37,923.4	47,477.0	25.6	24.8	1,078.30	1,192.58
Tannat	5,104.0	6,615.0	25.3	26.0	4,264.4	5,715.7	25.1	26.1	696.56	748.75
Tempranillo *	5,367.3	7,166.2	23.6	23.5	4,062.3	4,946.9	23.3	23.5	801.83	898.72
Teroldego	12,470.3	16,306.3	25.7	24.7	11,309.2	14,587.6	25.6	24.8	709.87	685.36
Tinta Cao	44.7	50.9	25.1	24.5	20.7	28.8	24.9	23.7	3,353.42	2,335.75
Tinta Madeira	0.0	31.1	--	23.2	0.0	0.0	--	--	--	--
Touriga Nacional *	1,556.4	3,230.0	24.5	23.7	1,319.3	2,932.1	24.4	23.7	675.48	609.70
Trousseau *	61.3	115.6	22.7	22.4	32.1	73.7	22.6	22.3	2,600.00	2,481.37
Valdiguie *	1,020.5	1,296.4	22.7	22.0	803.6	944.0	22.8	21.7	1,760.08	1,647.76
Zinfandel	198,295.5	232,854.3	22.1	22.0	172,459.7	191,488.2	21.8	22.1	667.68	760.91
Other Red Wine ¹	2,156.3	6,904.3	24.8	22.4	883.7	5,328.1	24.5	22.0	2,223.01	679.80
Total Red	1,438,526.6	1,972,249.0	24.8	24.1	1,111,990.9	1,494,856.9	24.6	24.0	1,311.15	1,345.68
TOTAL WINE	2,843,645.5	3,684,832.3	23.5	22.9	2,238,889.3	2,834,687.5	23.4	22.8	1,002.84	1,056.35
TOTAL ALL VARIETIES	2,918,157.8	3,899,631.3	23.4	22.8	2,269,560.1	2,896,965.4	23.3	22.7	992.51	1,039.25

-- No tonnage reported for this variety/district.

* Synonyms for variety names are shown on Page 9.

¹ Other categories include minor and mixed varieties.

² This variety was included in Other White Wine in 2023.

³ This variety was included in Other Red Wine in 2023.

TABLE 2: TONS OF GRAPES CRUSHED BY CALIFORNIA PROCESSORS FROM THE 2024 CROP BY TYPE, VARIETY, AND REPORTING DISTRICT WHERE GROWN, WITH COMPARISONS

Type and Variety	1	2	3	4	5	6	7	8	9	10
	Tons									
RAISIN GRAPES										
Fiesta	0.0	0.0	0.0	0.0	0.0	0.0	0.0	0.0	0.0	0.0
Thompson Seedless *	0.0	0.0	0.0	0.0	0.0	0.0	0.0	0.0	0.0	0.0
Total Raisin	0.0	0.0	0.0	0.0	0.0	0.0	0.0	0.0	0.0	0.0
TABLE GRAPES										
Arra Passion Fire	0.0	0.0	0.0	0.0	0.0	0.0	0.0	0.0	0.0	0.0
Arra Sweeties	0.0	0.0	0.0	0.0	0.0	0.0	0.0	0.0	0.0	0.0
Autumn King	0.0	0.0	0.0	0.0	0.0	0.0	0.0	0.0	0.0	0.0
Autumn Royal	0.0	0.0	0.0	0.0	0.0	0.0	0.0	0.0	0.0	0.0
Blanc Seedless *	0.0	0.0	0.0	0.0	0.0	0.0	0.0	0.0	0.0	0.0
Cotton Candy	0.0	0.0	0.0	0.0	0.0	0.0	0.0	0.0	0.0	0.0
Crimson Seedless *	0.0	0.0	0.0	0.0	0.0	0.0	0.0	0.0	0.0	0.0
Emerald Seedless *	0.0	0.0	0.0	0.0	0.0	0.0	0.0	0.0	0.0	0.0
Flame Seedless *	0.0	0.0	0.0	0.0	0.0	0.0	0.0	0.0	0.0	0.0
Great Green *	0.0	0.0	0.0	0.0	0.0	0.0	0.0	0.0	0.0	0.0
Ivory *	0.0	0.0	0.0	0.0	0.0	0.0	0.0	0.0	0.0	0.0
Krissy *	0.0	0.0	0.0	0.0	0.0	0.0	0.0	0.0	0.0	0.0
Luisco	0.0	0.0	0.0	0.0	0.0	0.0	0.0	0.0	0.0	0.0
Princess *	0.0	0.0	0.0	0.0	0.0	0.0	0.0	0.0	0.0	0.0
Red Globe *	0.0	0.0	0.0	0.0	0.0	0.0	0.0	0.0	0.0	0.0
Scarlet	0.0	0.0	0.0	0.0	0.0	0.0	0.0	0.0	0.0	0.0
Scarlet Royal	0.0	0.0	0.0	0.0	0.0	0.0	0.0	0.0	0.0	0.0
Sugra-52	0.0	0.0	0.0	0.0	0.0	0.0	0.0	0.0	0.0	0.0
Sugraone *	0.0	0.0	0.0	0.0	0.0	0.0	0.0	0.0	0.0	0.0
Summer Royal	0.0	0.0	0.0	0.0	0.0	0.0	0.0	0.0	0.0	0.0
Other Table ¹	0.0	0.0	7.6	0.0	0.0	1.2	0.0	0.0	1.2	0.1
Total Table	0.0	0.0	7.6	0.0	0.0	1.2	0.0	0.0	1.2	0.1
WINE GRAPES (WHITE)										
Albarino *	5.3	1.0	73.4	80.7	211.2	33.4	397.6	285.4	35.2	33.8
Arneis	19.1	0.0	10.8	1.3	1.0	0.0	2.1	12.1	0.0	0.8
Assyrtiko ²	0.0	0.0	11.7	2.7	25.8	0.0	1.9	4.4	8.3	0.0
Burger *	0.0	0.0	0.0	0.0	0.0	0.0	0.0	0.0	0.0	0.0
Chardonnay *	27,750.8	1,287.3	71,362.0	18,536.3	4,168.7	2,855.1	71,877.9	23,828.8	15,287.6	387.7
Chenin Blanc	155.3	97.1	96.9	115.7	711.5	37.4	182.7	567.3	15.7	37.6
Clairette Blanche	0.0	0.0	1.0	0.0	0.0	0.6	28.7	54.9	0.0	1.0
Cortese	2.6	0.0	2.2	0.0	0.0	0.0	0.0	0.0	4.9	0.0
Falaghina Greco	7.4	0.0	9.5	1.3	0.0	0.0	8.5	24.8	1.2	7.7
Fiano	0.8	0.0	20.2	18.8	0.0	5.8	0.5	10.4	5.2	16.3
Flora	0.8	0.0	0.0	28.3	0.0	0.0	0.0	0.1	0.0	2.4
French Colombard	66.5	0.0	40.4	3.0	7.7	0.0	0.0	136.7	1,629.3	0.0
Gewurztraminer	302.0	56.7	189.2	11.1	205.2	0.3	2,144.5	22.9	3.7	1.3
Gray Riesling *	0.0	0.0	16.7	0.0	0.0	0.0	0.5	27.1	0.0	0.0
Grenache Blanc *	3.9	5.8	81.6	44.3	3.3	33.7	238.6	599.6	0.0	37.8
Grenache Gris *	10.1	0.0	1.5	0.0	0.0	0.0	31.1	11.8	0.0	4.2
Gruner Veltliner	15.9	0.0	32.8	0.0	0.0	49.8	354.7	114.3	0.0	0.0
Malvasia Bianca	0.8	0.0	24.7	8.6	13.7	22.7	104.5	146.3	0.5	5.0
Marsanne	11.7	14.6	68.0	37.0	0.0	0.0	30.6	98.2	1.9	28.2
Melon	0.0	0.0	12.6	0.0	0.0	0.0	27.6	3.6	0.0	0.0
Moscato Gaillo *	0.0	0.0	5.9	0.0	0.0	0.0	0.0	0.0	0.0	5.0
Muscat Blanc *	195.7	194.9	100.1	75.2	59.5	28.9	153.9	94.7	237.0	26.5
Muscat Of Alexandria	0.0	0.0	4.7	0.0	0.0	0.0	0.0	0.0	2,813.5	7.7
Muscat Orange	37.9	0.0	0.5	1.8	0.0	0.0	0.9	47.2	260.0	6.2
Palomino *	0.0	0.0	3.9	0.0	0.0	4.6	0.0	0.4	0.0	0.0
Pecorino	0.0	0.0	0.0	0.0	0.0	0.0	0.0	0.0	0.0	0.0
Picpoul Blanc	3.9	0.0	7.1	2.0	0.0	1.0	75.9	130.5	0.5	17.5
Pinot Blanc	147.4	0.0	224.0	131.7	0.0	1.0	400.8	22.4	8.0	0.0
Pinot Gris *	220.1	1,155.2	961.8	127.3	2,631.9	22.5	6,673.6	1,886.6	7,159.5	59.8
Ribolla Gialla *	5.9	0.0	19.3	34.5	0.0	0.0	0.0	0.0	0.0	2.0
Roussanne	16.5	31.6	85.2	46.0	0.0	8.4	35.6	150.4	9.5	53.7
Sauvignon Blanc *	4,977.3	19,099.5	15,515.7	10,448.8	1,942.9	944.6	7,539.5	9,691.6	1,912.0	368.6
Sauvignon Gris	0.0	0.0	43.6	52.7	0.0	0.0	3.4	2.4	0.0	0.0
Sauvignon Vert *	0.0	0.0	7.6	4.9	0.0	0.0	0.0	0.0	0.0	0.0
Semillon	122.1	53.1	417.5	600.3	21.0	64.1	41.1	48.0	0.0	34.0
St. Emilion *	3.1	0.0	0.0	0.0	0.0	0.0	0.0	4.7	7.0	2.2
Sylvaner	0.0	0.0	19.1	0.0	0.0	0.0	0.0	7.1	0.0	0.0
Symphony	0.0	0.0	0.4	0.0	0.0	0.0	0.0	0.0	0.0	0.0
Tocai Friulano	34.7	0.0	12.2	17.5	0.0	0.0	0.0	6.5	0.0	0.0
Torrontes	0.0	0.0	0.0	0.0	0.0	0.0	0.0	0.0	0.0	0.0
Tripllett Blanc	0.0	0.0	0.0	0.0	0.0	0.0	0.0	0.0	0.0	0.0
Verdejo	0.0	0.0	0.9	1.0	2.5	25.4	3.2	9.9	13.7	3.2
Verdelho	0.0	0.0	1.2	0.0	14.9	35.3	1.0	8.6	155.1	25.7
Vermentino *	63.7	0.0	105.3	14.3	1.6	1.7	35.5	123.3	421.2	93.0
Vernaccia	0.0	0.0	1.5	0.0	0.0	0.0	0.0	0.0	0.0	0.0
Viognier	233.6	87.5	416.3	247.0	83.9	69.0	244.2	528.8	176.2	197.9
White Riesling *	267.3	66.0	149.8	181.9	336.7	4.5	1,954.5	496.2	3.8	16.3
Other White Wine ¹	23.6	0.0	83.6	48.8	50.2	4.5	10.9	61.4	16.9	14.3
Total White	34,705.8	22,150.3	90,242.4	30,924.8	10,493.2	4,254.3	92,606.0	39,269.4	30,187.4	1,497.4

TABLE 2: TONS OF GRAPES CRUSHED BY CALIFORNIA PROCESSORS FROM THE 2024 CROP BY TYPE, VARIETY, AND REPORTING DISTRICT WHERE GROWN, WITH COMPARISONS

Type and Variety	11	12	13	14	15	16	17	State Total	
								2024	2023
Tons									
RAISIN GRAPES									
Fiesta	0.0	0.0	1,897.3	2,179.1	0.0	0.0	0.0	4,076.4	6,371.3
Thompson Seedless *	0.0	50.7	15,552.6	1,429.7	0.0	0.0	0.0	17,033.0	42,538.5
Total Raisin	0.0	50.7	17,449.9	3,608.8	0.0	0.0	0.0	21,109.4	48,909.8
TABLE GRAPES									
Arra Passion Fire	0.0	0.0	0.0	1,823.4	0.0	0.0	0.0	1,823.4	0.0
Arra Sweeties	0.0	0.0	0.0	326.2	0.0	0.0	0.0	326.2	0.0
Autumn King	0.0	0.0	1,417.5	4,297.3	0.0	0.0	0.0	5,714.8	18,494.1
Autumn Royal	0.0	0.0	0.0	614.5	0.0	0.0	0.0	614.5	4,236.0
Blanc Seedless *	0.0	0.0	0.0	1,462.1	0.0	0.0	0.0	1,462.1	3,629.2
Cotton Candy	0.0	0.0	0.0	134.9	0.0	0.0	0.0	134.9	1,121.6
Crimson Seedless *	0.0	0.0	0.0	105.3	0.0	0.0	0.0	105.3	278.4
Emerald Seedless *	0.0	0.0	0.0	1,159.6	0.0	0.0	0.0	1,159.6	6,459.1
Flame Seedless *	0.0	0.0	0.0	1,989.2	0.0	0.0	0.0	1,989.2	6,843.4
Great Green *	0.0	0.0	0.0	1,034.1	0.0	0.0	0.0	1,034.1	2,857.8
Ivory *	0.0	0.0	0.0	741.2	0.0	0.0	0.0	741.2	11,805.2
Krissy *	0.0	0.0	0.0	0.0	0.0	0.0	0.0	0.0	1,115.0
Luisco	25.8	0.0	0.0	0.0	0.0	0.0	0.0	25.8	563.7
Princess *	0.0	0.0	0.0	4.8	0.0	0.0	0.0	4.8	1,198.0
Red Globe *	0.0	0.0	0.0	5,133.4	0.0	0.0	0.0	5,133.4	1,776.9
Scarlet	0.0	0.0	1,076.2	0.0	0.0	0.0	0.0	1,076.2	1,949.3
Scarlet Royal	0.0	0.0	0.0	4,838.3	0.0	0.0	0.0	4,838.3	10,455.9
Sugra-52	0.0	0.0	0.0	0.0	0.0	0.0	0.0	0.0	839.2
Sugraone *	0.0	0.0	0.0	36.6	0.0	0.0	0.0	36.6	1,172.5
Summer Royal	0.0	0.0	0.0	142.8	0.0	0.0	0.0	142.8	697.7
Other Table ¹	19.3	0.0	196.3	26,814.0	0.0	0.0	0.0	27,039.7	90,396.2
Total Table	45.1	0.0	2,690.0	50,657.7	0.0	0.0	0.0	53,402.9	165,889.2
WINE GRAPES (WHITE)									
Albarino *	3,033.4	639.8	11.6	0.0	0.5	30.0	4,784.2	9,656.5	10,635.2
Arneis	0.0	0.0	0.0	0.0	0.0	31.1	0.0	78.3	86.7
Assyrtiko ²	2.7	0.0	0.0	0.0	0.0	0.0	0.0	57.5	0.0
Burger *	1,560.3	0.0	4,691.9	0.0	0.0	0.0	0.0	6,252.2	9,382.5
Chardonnay *	98,295.1	48,240.3	81,270.8	7,865.2	12.3	149.8	50,935.1	524,110.8	652,762.9
Chenin Blanc	2,786.2	3,042.7	19,999.2	0.0	0.0	4.5	9,607.6	37,457.4	31,590.6
Clairette Blanche	9.8	0.0	0.0	0.0	0.0	12.4	0.0	108.4	162.8
Cortese	0.0	0.0	0.0	0.0	0.0	0.0	49.8	59.5	50.0
Falaghina Greco	4.8	0.0	0.0	0.0	0.0	7.2	62.3	134.7	110.1
Fiano	11.7	0.0	7.5	0.0	0.0	11.6	3.5	112.3	143.5
Flora	0.0	0.0	0.0	0.0	0.0	0.0	0.0	31.6	29.0
French Colombard	5,681.9	16.9	233,006.2	19,922.3	0.0	0.0	990.4	261,501.3	296,281.9
Gewurztraminer	993.7	526.0	0.0	0.0	0.0	29.7	4,559.3	9,045.6	10,440.6
Gray Riesling *	0.0	0.0	0.0	0.0	0.0	0.0	0.0	44.3	74.4
Grenache Blanc *	242.1	0.0	9.8	0.0	1.0	50.1	0.0	1,351.6	1,757.4
Grenache Gris *	2.1	0.0	0.0	0.0	0.0	0.7	0.0	61.5	135.8
Gruner Veltliner	33.7	0.0	0.0	0.0	0.0	0.0	54.0	655.2	900.0
Malvasia Bianca	913.7	426.8	21.8	0.0	0.0	12.0	0.0	1,701.1	3,816.0
Marsanne	26.1	0.0	860.1	0.0	0.0	12.7	0.0	1,189.1	427.4
Melon	0.0	0.0	0.0	0.0	0.0	0.0	0.0	43.8	60.9
Moscato Gaillo *	0.0	0.0	7.2	0.0	0.0	0.0	0.0	18.1	23.4
Muscata Blanc *	1,852.9	4,128.9	8,804.3	0.0	0.5	99.4	286.4	16,338.8	37,746.0
Muscata Of Alexandria	0.5	6,307.0	107,487.1	15,246.7	0.0	4.1	86.5	131,957.8	156,882.0
Muscata Orange	381.4	594.8	960.2	0.0	0.0	10.6	55.2	2,356.7	3,136.8
Palomino *	0.0	0.0	11.3	0.0	9.8	0.0	0.0	30.0	80.5
Pecorino	0.0	0.0	0.0	0.0	0.0	27.8	0.0	27.8	28.9
Picpoul Blanc	79.4	0.0	1.6	0.0	1.0	0.7	1.1	322.2	323.2
Pinot Blanc	0.4	0.0	0.0	0.0	0.0	4.7	0.0	940.4	1,267.2
Pinot Gris *	56,113.6	34,531.1	55,439.2	3,642.1	0.0	100.5	19,668.5	190,393.3	234,157.5
Ribolla Gialla *	9.1	0.0	0.0	0.0	0.0	0.0	0.0	70.8	84.0
Roussanne	49.1	0.0	10.9	0.0	0.0	38.9	0.0	535.8	677.5
Sauvignon Blanc *	35,450.7	6,811.4	2,023.6	1,020.8	2.3	124.5	19,107.1	136,979.9	160,863.9
Sauvignon Gris	0.0	0.0	0.0	0.0	0.0	0.0	0.0	102.1	89.7
Sauvignon Vert *	0.0	0.0	0.0	0.0	0.0	0.0	0.0	12.5	18.8
Semillon	562.4	0.0	6.2	0.0	0.0	8.0	566.3	2,544.1	3,026.1
St. Emilion *	0.0	0.0	0.0	0.0	0.0	0.0	0.0	17.0	18.6
Sylvaner	0.0	0.0	0.0	0.0	0.0	0.0	0.0	26.2	29.8
Symphony	795.0	7,211.3	6,703.1	0.0	0.5	0.1	3.2	14,713.6	28,540.3
Tocai Friulano	0.0	0.0	0.0	0.0	0.0	0.0	0.0	70.9	107.0
Torrontes	26.6	0.0	0.0	0.0	0.0	0.0	0.0	26.6	54.7
Triplet Blanc	0.0	0.0	2,035.9	0.0	0.0	0.0	0.0	2,035.9	3,159.7
Verdejo	28.1	0.0	0.0	0.0	0.0	0.0	7.6	95.5	219.2
Verdelho	2,351.2	12.0	0.0	0.0	0.0	1.4	196.9	2,803.3	2,602.2
Vermantino *	1,095.8	11.3	5.8	0.0	0.0	130.0	232.7	2,335.2	2,900.8
Vernaccia	0.0	0.0	0.0	0.0	0.0	0.0	0.0	1.5	18.9
Viognier	7,636.2	1,957.3	95.1	0.0	3.1	107.8	3,141.2	15,225.1	20,299.5
White Riesling *	1,952.6	16,950.8	869.9	0.0	0.0	54.8	5,687.3	28,992.4	34,797.7
Other White Wine ¹	2,049.9	12.6	72.4	0.0	0.5	7.9	35.2	2,492.7	2,581.7
Total White	224,032.2	131,421.0	524,411.7	47,697.1	31.5	1,073.0	120,121.4	1,405,118.9	1,712,583.3

TABLE 2: TONS OF GRAPES CRUSHED BY CALIFORNIA PROCESSORS FROM THE 2024 CROP BY TYPE, VARIETY, AND REPORTING DISTRICT WHERE GROWN, WITH COMPARISONS

Type and Variety	1	2	3	4	5	6	7	8	9	10
Tons										
WINE GRAPES (RED)										
Aglianico	1.3	0.0	11.4	13.6	6.5	0.0	0.0	19.8	0.0	22.7
Aleatico	0.0	0.0	22.4	3.5	0.0	0.0	0.0	0.0	0.0	0.0
Alicante Bouschet *	1.1	4.3	106.7	4.3	0.0	18.5	0.0	31.9	1.4	12.6
Arinarnoa	0.0	0.0	0.0	0.0	0.0	0.0	0.0	11.0	0.0	0.0
Barbera	258.0	76.9	171.3	1.4	20.3	53.0	65.4	157.5	52.8	871.1
Blaufraenkisch *	0.0	0.0	0.0	0.0	0.0	0.0	0.0	9.6	1.7	0.0
Cabernet Dorsa	0.0	0.0	0.0	0.0	0.0	0.0	0.0	16.6	0.0	0.0
Cabernet Franc	88.9	250.2	1,246.7	3,500.8	40.6	316.4	132.1	1,836.8	23.0	317.8
Cabernet Sauvignon	9,688.7	20,880.0	38,475.3	76,498.8	2,359.3	3,020.4	17,351.2	55,146.1	5,499.6	1,758.2
Carignane	461.5	21.0	307.6	15.5	28.4	164.6	6.0	219.5	2.0	10.1
Carmenere	0.0	0.0	8.2	46.6	0.0	1.6	0.0	19.7	0.0	9.9
Charbono	19.6	3.7	0.0	136.6	7.7	2.4	1.2	42.5	0.0	15.3
Cinsaut *	3.2	7.1	21.9	12.9	0.0	3.0	193.4	235.1	0.4	54.5
Counoise	8.5	0.0	9.0	4.4	0.0	8.9	0.6	57.9	5.2	11.3
Dolcetto	61.4	0.9	19.9	2.3	0.0	8.1	3.4	27.7	0.0	14.7
Dornfelder	0.0	0.0	0.0	0.0	0.0	1.1	8.8	2.7	114.2	0.0
Durif	0.0	0.0	0.0	0.0	0.0	0.0	0.0	0.1	16.6	0.0
Freisa	3.4	0.0	1.0	0.0	0.0	0.0	0.0	2.2	0.0	8.7
Gamay Noir Au Jus Blanc	0.0	0.0	1.5	2.2	0.0	1.6	4.4	1.0	0.0	25.9
Graciano	0.0	0.0	5.3	0.0	1.1	1.8	0.3	188.9	6.9	17.2
Grenache *	386.7	133.5	1,067.6	313.8	223.4	239.7	1,755.5	4,458.2	46.1	307.5
Grignolino	4.9	0.0	4.3	0.0	0.0	4.7	0.0	0.0	0.0	0.0
Lagrein	0.0	0.0	12.3	3.8	0.0	0.0	0.0	202.0	0.0	7.2
Lambrusco *	0.0	0.0	0.0	0.0	0.0	0.0	0.0	7.5	0.0	0.0
Malbec	320.4	750.0	1,949.7	2,519.4	34.0	148.6	2,745.4	1,281.2	1,412.9	257.0
Marselan ³	0.0	0.0	0.0	1.6	0.0	0.0	0.0	24.7	130.5	0.0
Mencia	4.1	0.0	0.0	2.1	0.0	0.0	2.6	9.8	0.0	0.0
Merlot	2,551.6	387.2	7,890.6	10,512.4	351.6	1,218.3	7,589.2	6,318.9	1,995.5	303.1
Meunier *	10.1	0.0	310.4	212.8	0.0	0.0	2.8	12.0	0.0	0.0
Mission *	0.0	0.0	9.7	0.6	0.0	1.5	0.0	0.7	0.0	18.0
Montepulciano	20.4	18.0	47.9	7.7	0.0	26.8	1.1	17.0	3.0	23.0
Mourvedre *	35.2	104.6	215.0	31.4	6.7	241.2	94.4	1,125.3	10.2	185.3
Muscat Hamburg *	0.0	0.0	6.2	0.0	0.0	0.0	0.0	0.0	0.0	2.2
Nebbiolo	12.2	0.0	49.2	22.3	0.0	10.7	0.1	58.9	1.4	11.2
Negrette *	0.0	0.0	0.0	1.0	0.0	0.0	4.0	0.0	0.0	0.0
Negroamaro	11.8	1.8	11.9	5.4	0.0	0.1	0.0	4.1	0.0	15.9
Nero D'Avola *	30.7	13.9	16.1	27.9	4.1	0.0	0.0	28.2	0.0	21.5
Petit Verdot	93.6	523.5	975.1	2,441.5	166.3	736.1	861.6	3,279.3	2,909.2	256.9
Petite Sirah	1,075.7	1,565.5	2,624.1	3,220.6	2,534.7	1,221.2	1,683.5	7,856.0	2,699.3	503.4
Pinot Noir *	8,343.3	352.5	46,666.3	6,442.9	6,002.5	834.6	47,789.6	14,077.4	34.8	55.8
Pinotage	0.0	0.0	13.9	0.0	0.0	0.0	0.0	0.0	0.0	0.4
Prieto Picudo	0.0	0.0	0.0	0.0	0.0	0.0	0.0	0.0	0.0	0.0
Primitivo	17.1	1.0	149.0	197.0	17.7	24.4	2.5	550.3	3.3	252.1
Refosco *	1.4	0.0	11.0	8.1	0.0	3.1	0.0	45.7	0.0	6.6
Royalty	0.0	0.0	0.0	0.0	0.0	0.0	0.0	0.0	0.0	0.0
Rubired *	0.0	0.0	0.0	0.0	6.7	0.0	0.0	0.0	957.1	0.1
Ruby Cabernet	0.0	0.0	0.0	0.0	0.0	0.0	0.0	0.8	0.0	0.0
Sagrantino	0.9	0.0	11.3	4.3	0.5	10.2	2.6	20.0	0.0	7.8
Sangiovese *	272.4	22.8	1,067.4	405.9	45.7	85.4	37.0	575.0	9.2	271.8
Souzao	0.0	3.3	2.4	0.0	0.0	9.3	0.0	4.2	0.0	23.9
St Laurent	0.0	0.0	9.7	0.0	0.0	0.0	0.0	0.0	0.0	0.0
St Macaire	0.0	0.0	6.3	3.6	0.0	0.0	0.0	56.5	0.0	0.0
Syrah *	1,288.3	656.4	2,126.3	1,571.1	157.9	227.6	4,579.3	6,797.4	1,355.6	814.8
Tannat	7.7	0.0	29.7	39.9	9.7	0.0	19.9	260.7	674.1	13.4
Tempranillo *	25.5	50.0	153.1	105.7	16.2	71.8	89.3	347.9	565.0	288.0
Teroldego	0.0	28.7	63.5	0.1	86.3	239.3	0.0	56.1	1,762.1	34.5
Tinta Cao	1.0	0.0	2.7	0.5	0.0	3.9	2.1	7.0	0.0	23.1
Tinta Madeira	0.0	0.0	0.0	0.0	0.0	0.0	0.0	0.0	0.0	0.0
Touriga Nacional *	9.9	25.6	5.6	68.3	0.0	17.7	1.4	35.0	3.0	73.6
Trousseau *	3.2	14.9	12.5	0.0	0.0	0.0	2.0	18.9	0.0	7.3
Valdiguie *	12.2	0.0	27.1	42.8	223.5	1.5	240.4	330.7	0.0	29.8
Zinfandel	2,121.7	863.7	9,395.1	3,619.2	468.6	1,135.4	483.4	2,696.7	9,044.0	3,024.1
Other Red Wine ¹	12.7	9.3	562.6	47.4	8.8	59.2	152.6	62.1	332.5	288.1
Total Red	27,270.3	26,770.3	115,913.8	112,124.0	12,828.8	10,173.7	85,909.1	108,652.8	29,672.6	10,277.4
TOTAL WINE	61,976.1	48,920.6	206,156.2	143,048.8	23,322.0	14,428.0	178,515.1	147,922.2	59,860.0	11,774.8
TOTAL ALL VARIETIES	61,976.1	48,920.6	206,163.8	143,048.8	23,322.0	14,429.2	178,515.1	147,922.2	59,861.2	11,774.9

TABLE 2: TONS OF GRAPES CRUSHED BY CALIFORNIA PROCESSORS FROM THE 2024 CROP BY TYPE, VARIETY, AND REPORTING DISTRICT WHERE GROWN, WITH COMPARISONS

Type and Variety	11	12	13	14	15	16	17	State Total	
								2024	2023
Tons									
WINE GRAPES (RED)									
Aglianico	53.0	0.0	0.0	0.0	0.0	12.2	0.0	140.5	215.2
Aleatico	0.0	0.0	0.0	0.0	0.0	3.4	0.0	29.3	23.6
Alicante Bouschet *	214.7	1,560.2	910.2	0.0	2.5	0.5	0.5	2,869.4	4,843.8
Arinarnoa	0.0	0.0	849.7	0.0	0.0	0.0	0.0	860.7	588.4
Barbera	1,038.1	413.7	24,911.2	1,706.1	0.0	72.8	11.6	29,881.2	40,256.4
Blaufraenkisch *	0.0	0.0	0.0	0.0	0.0	0.0	0.0	11.3	41.0
Cabernet Dorsa	0.0	0.0	0.0	0.0	0.0	0.0	0.0	16.6	35.7
Cabernet Franc	1,017.0	0.0	91.8	0.0	0.5	172.7	39.0	9,074.3	11,932.7
Cabernet Sauvignon	138,274.1	39,408.8	31,207.6	5,661.7	14.4	418.5	2,256.1	447,918.8	647,691.5
Carignane	496.5	0.0	3,626.4	0.0	0.0	21.4	0.7	5,381.2	10,168.6
Carmenere	12.5	0.0	0.0	0.0	0.0	9.8	0.0	108.3	101.4
Charbono	8.1	0.0	0.4	0.0	0.0	0.0	0.0	237.5	359.4
Cinsaut *	93.0	26.4	0.0	0.0	1.2	25.6	1.1	678.8	790.6
Counoise	7.0	0.0	0.0	0.0	1.5	9.0	0.0	123.3	192.5
Dolcetto	132.9	0.0	0.0	0.0	0.0	3.4	0.0	274.7	331.8
Dornfelder	218.9	460.9	0.0	0.0	0.0	0.0	0.0	806.6	1,084.2
Durif	0.0	0.0	0.0	0.0	0.0	29.6	2.4	48.7	54.1
Freisa	0.0	0.0	0.0	0.0	0.0	0.0	0.0	15.3	14.5
Gamay Noir Au Jus Blanc	0.0	0.0	0.0	0.0	0.0	0.0	0.0	36.6	69.6
Graciano	455.6	0.0	0.0	0.0	0.0	5.4	0.4	682.9	710.4
Grenache *	1,198.3	406.2	20,174.7	1,304.6	20.8	186.3	70.4	32,293.3	50,185.4
Grignolino	0.5	0.0	0.0	0.0	0.0	0.0	0.0	14.4	31.1
Lagrein	207.6	0.0	0.0	0.0	0.0	0.0	0.0	432.9	478.9
Lambrusco *	0.0	286.7	0.0	0.0	0.0	0.0	0.0	294.2	521.4
Malbec	9,574.0	325.6	2,381.8	0.0	0.3	137.1	7.7	23,845.1	33,806.8
Marselan ³	0.0	0.0	0.0	0.0	0.0	0.0	0.0	156.8	0.0
Mencia	8.0	0.0	0.0	0.0	0.0	0.0	0.0	26.6	66.7
Merlot	45,195.5	17,636.1	18,092.7	4,502.7	15.1	187.7	4,464.9	129,213.1	181,080.3
Meunier *	0.0	0.0	0.0	0.0	0.0	0.5	0.0	548.6	537.4
Mission *	8.1	0.0	453.8	0.0	6.0	3.0	0.0	501.4	722.1
Montepulciano	3.9	0.0	0.0	0.0	0.0	81.7	2.5	253.0	305.5
Mourvedre *	231.1	0.0	6.8	0.0	1.6	68.5	0.7	2,358.0	3,690.2
Muscat Hamburg *	160.0	70.3	564.7	0.0	0.0	0.0	0.0	803.4	1,397.3
Nebbiolo	3.0	0.0	196.8	0.0	0.0	3.2	2.2	371.2	471.7
Negrette *	0.0	0.0	0.0	0.0	0.0	0.1	0.0	5.1	22.0
Negroamaro	0.0	0.0	0.0	0.0	0.0	3.5	0.0	54.5	56.4
Nero D'Avola *	42.8	0.0	6.4	0.0	0.0	16.9	2.4	210.9	321.6
Petit Verdot	5,652.6	2,291.5	1,661.8	0.0	0.1	34.8	23.9	21,907.8	30,023.6
Petite Sirah	30,888.8	5,971.2	1,260.4	104.9	6.7	243.0	3,236.6	66,695.6	86,990.6
Pinot Noir *	35,183.4	12,109.1	6,896.2	2.0	16.4	23.5	28,563.2	213,393.5	288,052.4
Pinotage	5.7	0.0	0.0	0.0	0.0	6.1	1.0	27.1	35.8
Prieto Picudo	0.0	0.0	0.0	0.0	0.0	0.0	0.0	0.0	5.1
Primitivo	169.6	3.2	189.9	192.1	3.8	41.9	7.9	1,822.8	1,959.3
Refosco *	0.0	0.0	0.0	0.0	0.0	0.1	0.0	76.0	77.5
Royalty	0.0	0.0	20.2	0.0	0.0	0.0	0.0	20.2	30.2
Rubired *	1,960.0	1,967.0	127,776.7	16,680.0	0.0	1.3	0.0	149,348.9	197,084.0
Ruby Cabernet	94.7	1,730.2	7,096.9	2,039.0	0.0	2.4	0.0	10,964.0	24,599.1
Sagrantino	2.0	0.0	0.0	0.0	0.0	10.2	0.0	69.8	209.7
Sangiovese *	251.1	0.0	635.8	0.0	3.4	317.6	396.2	4,396.7	5,788.4
Souzao	87.4	0.0	572.2	0.0	0.0	0.0	0.0	702.7	649.9
St Laurent	0.0	0.0	0.0	0.0	0.0	0.0	0.0	9.7	26.3
St Macaire	0.0	0.0	0.0	0.0	0.0	0.0	0.0	66.4	115.9
Syrah *	12,053.1	663.1	19,066.1	8.6	21.5	364.4	619.1	52,370.6	68,830.9
Tannat	2,451.5	1,059.9	514.4	0.0	4.8	14.5	3.8	5,104.0	6,615.0
Tempranillo *	869.6	2,238.0	239.4	0.0	7.4	170.1	130.3	5,367.3	7,166.2
Teroldego	8,746.1	735.7	701.0	0.0	0.0	0.5	16.4	12,470.3	16,306.3
Tinta Cao	2.8	0.0	0.0	0.0	0.0	1.6	0.0	44.7	50.9
Tinta Madeira	0.0	0.0	0.0	0.0	0.0	0.0	0.0	0.0	31.1
Touriga Nacional *	1,299.0	0.0	2.2	0.0	0.0	15.1	0.0	1,556.4	3,230.0
Trousseau *	2.5	0.0	0.0	0.0	0.0	0.0	0.0	61.3	115.6
Valdiguie *	0.0	0.0	0.0	0.0	0.0	0.0	112.5	1,020.5	1,296.4
Zinfandel	69,885.6	2,658.3	80,651.1	11,834.9	35.3	105.4	273.0	198,295.5	232,854.3
Other Red Wine ¹	297.7	183.0	128.4	0.0	0.3	11.6	0.0	2,156.3	6,904.3
Total Red	368,557.4	92,205.1	350,887.7	44,036.6	163.6	2,836.9	40,246.5	1,438,526.6	1,972,249.0
TOTAL WINE	592,589.6	223,626.1	875,299.4	91,733.7	195.1	3,909.9	160,367.9	2,843,645.5	3,684,832.3
TOTAL ALL VARIETIES	592,634.7	223,676.8	895,439.3	146,000.2	195.1	3,909.9	160,367.9	2,918,157.8	3,899,631.3

* Synonyms for variety names are shown on Page 9.

¹ Other categories include minor and mixed varieties.

² This variety was included in Other White Wine in 2023.

³ This variety was included in Other Red Wine in 2023.

**TABLE 4: TONS OF GRAPES PURCHASED
FOR WINE, CONCENTRATE, JUICE, VINEGAR, AND BEVERAGE BRANDY BY CALIFORNIA PROCESSORS
FROM THE 2024 CROP BY TYPE, VARIETY, AND REPORTING DISTRICT WHERE GROWN, WITH COMPARISONS**

Type and Variety	1	2	3	4	5	6	7	8	9	10
	Tons									
RAISIN GRAPES										
Fiesta	0.0	0.0	0.0	0.0	0.0	0.0	0.0	0.0	0.0	0.0
Thompson Seedless *	0.0	0.0	0.0	0.0	0.0	0.0	0.0	0.0	0.0	0.0
Total Raisin	0.0	0.0	0.0	0.0	0.0	0.0	0.0	0.0	0.0	0.0
TABLE GRAPES										
Autumn King	0.0	0.0	0.0	0.0	0.0	0.0	0.0	0.0	0.0	0.0
Autumn Royal	0.0	0.0	0.0	0.0	0.0	0.0	0.0	0.0	0.0	0.0
Cotton Candy	0.0	0.0	0.0	0.0	0.0	0.0	0.0	0.0	0.0	0.0
Great Green *	0.0	0.0	0.0	0.0	0.0	0.0	0.0	0.0	0.0	0.0
Ivory *	0.0	0.0	0.0	0.0	0.0	0.0	0.0	0.0	0.0	0.0
Krissy *	0.0	0.0	0.0	0.0	0.0	0.0	0.0	0.0	0.0	0.0
Luisco	0.0	0.0	0.0	0.0	0.0	0.0	0.0	0.0	0.0	0.0
Red Globe *	0.0	0.0	0.0	0.0	0.0	0.0	0.0	0.0	0.0	0.0
Scarlet	0.0	0.0	0.0	0.0	0.0	0.0	0.0	0.0	0.0	0.0
Scarlet Royal	0.0	0.0	0.0	0.0	0.0	0.0	0.0	0.0	0.0	0.0
Sugra-52	0.0	0.0	0.0	0.0	0.0	0.0	0.0	0.0	0.0	0.0
Sugraone *	0.0	0.0	0.0	0.0	0.0	0.0	0.0	0.0	0.0	0.0
Other Table ¹	0.0	0.0	0.0	0.0	0.0	1.0	0.0	0.0	0.0	0.1
Total Table	0.0	0.0	0.0	0.0	0.0	1.0	0.0	0.0	0.0	0.1
WINE GRAPES (WHITE)										
Albarino *	5.3	1.0	43.0	34.6	196.5	23.5	395.3	209.1	28.0	13.4
Arneis	4.5	0.0	6.6	1.3	1.0	0.0	2.1	12.1	0.0	0.0
Assvrtiko ²	0.0	0.0	0.0	0.0	1.9	0.0	1.9	3.1	8.3	0.0
Burger *	0.0	0.0	0.0	0.0	0.0	0.0	0.0	0.0	0.0	0.0
Chardonnay *	22,382.4	814.4	50,572.2	11,890.9	1,707.1	771.0	42,689.5	13,646.1	12,174.1	300.4
Chenin Blanc	124.6	93.0	40.7	90.6	668.0	32.3	179.3	469.7	11.7	19.3
Clairette Blanche	0.0	0.0	1.0	0.0	0.0	0.0	28.6	37.4	0.0	1.0
Cortese	0.0	0.0	0.0	0.0	0.0	0.0	0.0	0.0	4.9	0.0
Falaghina Greco	7.4	0.0	4.3	0.0	0.0	0.0	5.2	3.2	1.2	6.5
Fiano	0.0	0.0	15.4	1.6	0.0	1.0	0.0	0.0	4.2	8.6
Flora	0.0	0.0	0.0	28.3	0.0	0.0	0.0	0.1	0.0	0.0
French Colombard	46.8	0.0	30.6	0.0	7.7	0.0	0.0	135.5	5.2	0.0
Gewurztraminer	82.8	48.1	62.9	0.0	204.8	0.3	1,840.3	8.3	1.8	0.7
Gray Riesling *	0.0	0.0	16.7	0.0	0.0	0.0	0.5	27.1	0.0	0.0
Grenache Blanc *	1.8	2.1	65.8	40.9	3.3	31.2	210.7	443.1	0.0	19.4
Grenache Gris *	10.1	0.0	1.5	0.0	0.0	0.0	31.1	6.0	0.0	1.6
Gruener Veltliner	15.7	0.0	8.6	0.0	0.0	39.8	351.9	103.4	0.0	0.0
Malvasia Bianca	0.8	0.0	4.8	4.1	2.0	14.9	104.2	139.1	0.5	0.0
Marsanne	11.7	14.6	29.0	11.0	0.0	0.0	19.5	59.9	1.9	9.1
Melon	0.0	0.0	9.5	0.0	0.0	0.0	27.6	0.4	0.0	0.0
Moscato Gaillo *	0.0	0.0	5.9	0.0	0.0	0.0	0.0	0.0	0.0	2.3
Muscat Blanc *	111.7	106.2	48.3	17.9	19.4	7.1	144.4	63.8	236.8	3.3
Muscat Of Alexandria	0.0	0.0	1.2	0.0	0.0	0.0	0.0	0.0	1.9	6.7
Muscat Orange	1.4	0.0	0.0	0.0	0.0	0.0	0.9	21.3	259.7	0.0
Palomino *	0.0	0.0	3.9	0.0	0.0	4.6	0.0	0.0	0.0	0.0
Pecorino	0.0	0.0	0.0	0.0	0.0	0.0	0.0	0.0	0.0	0.0
Picpoul Blanc	3.9	0.0	4.6	2.0	0.0	0.0	75.8	90.4	0.5	9.0
Pinot Blanc	104.2	0.0	146.2	106.9	0.0	1.0	391.7	17.2	8.0	0.0
Pinot Gris *	83.7	178.3	535.8	68.4	2,104.3	15.1	6,374.3	1,585.1	3,319.2	48.1
Ribolla Gialla *	4.6	0.0	12.6	25.6	0.0	0.0	0.0	0.0	0.0	0.0
Roussanne	16.5	28.0	40.9	7.1	0.0	1.0	26.0	81.8	9.5	27.9
Sauvignon Blanc *	3,273.6	13,084.6	11,007.7	5,745.9	1,576.5	550.1	5,636.6	8,382.0	1,872.2	246.6
Sauvignon Gris	0.0	0.0	37.9	43.4	0.0	0.0	3.4	0.0	0.0	0.0
Sauvignon Vert *	0.0	0.0	7.6	4.9	0.0	0.0	0.0	0.0	0.0	0.0
Semillon	36.5	3.1	248.5	272.4	13.8	0.0	13.8	24.3	0.0	14.5
St. Emilion *	3.1	0.0	0.0	0.0	0.0	0.0	0.0	4.2	7.0	0.0
Sylvaner	0.0	0.0	0.0	0.0	0.0	0.0	0.0	0.0	0.0	0.0
Symphony	0.0	0.0	0.4	0.0	0.0	0.0	0.0	0.0	0.0	0.0
Tocai Friulano	31.5	0.0	7.7	15.4	0.0	0.0	0.0	6.5	0.0	0.0
Torrontes	0.0	0.0	0.0	0.0	0.0	0.0	0.0	0.0	0.0	0.0
Triplett Blanc	0.0	0.0	0.0	0.0	0.0	0.0	0.0	0.0	0.0	0.0
Verdejo	0.0	0.0	0.9	1.0	0.0	25.3	3.2	4.2	4.8	3.2
Verdelho	0.0	0.0	1.2	0.0	14.9	24.7	1.0	4.1	151.6	14.5
Vermantino *	45.4	0.0	82.6	11.5	1.6	0.0	35.5	84.6	419.1	62.2
Vernaccia	0.0	0.0	1.5	0.0	0.0	0.0	0.0	0.0	0.0	0.0
Viognier	183.4	25.1	244.1	100.6	3.4	5.2	55.8	283.2	169.6	70.4
White Riesling *	86.5	14.3	48.5	115.0	289.2	1.1	1,514.1	377.5	3.8	0.0
Other White Wine ¹	17.7	0.0	37.3	29.4	2.8	0.2	8.6	41.7	16.9	6.4
Total White	26,697.6	14,412.8	63,437.9	18,670.7	6,818.2	1,549.4	60,172.8	26,375.5	18,722.4	895.1

**TABLE 4: TONS OF GRAPES PURCHASED
FOR WINE, CONCENTRATE, JUICE, VINEGAR, AND BEVERAGE BRANDY BY CALIFORNIA PROCESSORS
FROM THE 2024 CROP BY TYPE, VARIETY, AND REPORTING DISTRICT WHERE GROWN, WITH COMPARISONS**

Type and Variety	11	12	13	14	15	16	17	State Total	
								2024	2023
								Tons	
RAISIN GRAPES									
Fiesta	0.0	0.0	1,897.2	1,215.3	0.0	0.0	0.0	3,112.5	5,442.8
Thompson Seedless *	0.0	50.7	15,463.8	0.0	0.0	0.0	0.0	15,514.5	38,823.3
Total Raisin	0.0	50.7	17,361.0	1,215.3	0.0	0.0	0.0	18,627.0	44,266.1
TABLE GRAPES									
Autumn King	0.0	0.0	1,417.5	767.0	0.0	0.0	0.0	2,184.5	695.5
Autumn Royal	0.0	0.0	0.0	0.0	0.0	0.0	0.0	0.0	1,098.9
Cotton Candy	0.0	0.0	0.0	0.0	0.0	0.0	0.0	0.0	432.0
Great Green *	0.0	0.0	0.0	0.0	0.0	0.0	0.0	0.0	640.9
Ivory *	0.0	0.0	0.0	0.0	0.0	0.0	0.0	0.0	4,033.7
Krissy *	0.0	0.0	0.0	0.0	0.0	0.0	0.0	0.0	1,115.0
Luisco	25.8	0.0	0.0	0.0	0.0	0.0	0.0	25.8	563.7
Red Globe *	0.0	0.0	0.0	3,643.3	0.0	0.0	0.0	3,643.3	368.0
Scarlet	0.0	0.0	1,076.2	0.0	0.0	0.0	0.0	1,076.2	1,949.3
Scarlet Royal	0.0	0.0	0.0	53.9	0.0	0.0	0.0	53.9	0.0
Sugra-52	0.0	0.0	0.0	0.0	0.0	0.0	0.0	0.0	839.2
Sugraone *	0.0	0.0	0.0	0.0	0.0	0.0	0.0	0.0	1,008.7
Other Table ¹	0.0	0.0	196.3	4,862.7	0.0	0.0	0.0	5,060.1	5,266.9
Total Table	25.8	0.0	2,690.0	9,326.9	0.0	0.0	0.0	12,043.8	18,011.8
WINE GRAPES (WHITE)									
Albarino *	2,946.6	639.8	11.6	0.0	0.5	15.5	4,763.3	9,327.0	10,205.0
Arneis	0.0	0.0	0.0	0.0	0.0	29.3	0.0	56.9	82.7
Assyrtiko ²	0.0	0.0	0.0	0.0	0.0	0.0	0.0	15.2	0.0
Burger *	1,560.3	0.0	4,659.9	0.0	0.0	0.0	0.0	6,220.2	6,300.1
Chardonnay *	95,317.0	22,413.9	66,048.2	7,863.2	6.0	59.4	39,032.5	387,688.3	469,263.0
Chenin Blanc	2,442.0	2,582.1	19,882.3	0.0	0.0	0.0	7,828.2	34,463.8	29,285.7
Clairette Blanche	4.8	0.0	0.0	0.0	0.0	0.0	0.0	72.8	129.4
Cortese	0.0	0.0	0.0	0.0	0.0	0.0	44.9	49.8	47.8
Falaghina Greco	4.8	0.0	0.0	0.0	0.0	0.0	61.0	93.6	100.1
Fiano	4.2	0.0	7.5	0.0	0.0	10.0	1.8	54.3	93.3
Flora	0.0	0.0	0.0	0.0	0.0	0.0	0.0	28.4	25.4
French Colombard	5,661.7	16.9	211,592.7	19,443.1	0.0	0.0	0.0	236,940.2	270,107.1
Gewurztraminer	991.1	526.0	0.0	0.0	0.0	3.6	4,166.8	7,937.5	8,946.0
Gray Riesling *	0.0	0.0	0.0	0.0	0.0	0.0	0.0	44.3	67.6
Grenache Blanc *	210.4	0.0	9.8	0.0	1.0	48.0	0.0	1,087.5	1,337.5
Grenache Gris *	2.1	0.0	0.0	0.0	0.0	0.7	0.0	53.1	121.0
Gruner Veltliner	33.7	0.0	0.0	0.0	0.0	0.0	53.9	607.0	834.9
Malvasia Bianca	908.8	10.1	21.8	0.0	0.0	12.0	0.0	1,223.1	1,383.1
Marsanne	26.1	0.0	857.7	0.0	0.0	3.4	0.0	1,043.9	240.4
Melon	0.0	0.0	0.0	0.0	0.0	0.0	0.0	37.5	54.1
Moscato Gaillo *	0.0	0.0	0.0	0.0	0.0	0.0	0.0	8.2	11.9
Muscat Blanc *	1,835.4	804.3	7,309.3	0.0	0.5	56.5	165.8	10,930.7	30,589.9
Muscat Of Alexandria	0.5	2,151.6	103,482.8	14,807.2	0.0	0.0	86.5	120,538.4	133,180.6
Muscat Orange	380.9	592.7	910.7	0.0	0.0	0.0	55.2	2,222.8	2,941.7
Palomino *	0.0	0.0	11.2	0.0	9.8	0.0	0.0	29.5	76.3
Pecorino	0.0	0.0	0.0	0.0	0.0	27.8	0.0	27.8	28.1
Picpoul Blanc	71.3	0.0	1.6	0.0	1.0	0.0	0.0	260.1	228.1
Pinot Blanc	0.4	0.0	0.0	0.0	0.0	0.0	0.0	775.6	1,082.9
Pinot Gris *	54,145.5	23,349.4	44,459.0	3,636.0	0.0	36.8	17,375.1	157,314.1	197,198.7
Ribolla Gialla *	6.2	0.0	0.0	0.0	0.0	0.0	0.0	49.0	67.7
Roussanne	35.4	0.0	10.9	0.0	0.0	6.9	0.0	291.9	351.8
Sauvignon Blanc *	32,031.9	5,195.2	1,861.5	1,018.8	0.0	43.8	14,187.5	105,714.5	127,399.0
Sauvignon Gris	0.0	0.0	0.0	0.0	0.0	0.0	0.0	84.7	66.8
Sauvignon Vert *	0.0	0.0	0.0	0.0	0.0	0.0	0.0	12.5	17.9
Semillon	557.4	0.0	6.2	0.0	0.0	3.3	564.0	1,757.8	2,173.4
St. Emilion *	0.0	0.0	0.0	0.0	0.0	0.0	0.0	14.3	18.6
Sylvaner	0.0	0.0	0.0	0.0	0.0	0.0	0.0	0.0	3.5
Symphony	702.6	1,398.4	6,654.9	0.0	0.0	0.0	0.0	8,756.3	8,466.5
Tocai Friulano	0.0	0.0	0.0	0.0	0.0	0.0	0.0	61.1	97.6
Torrontes	26.6	0.0	0.0	0.0	0.0	0.0	0.0	26.6	53.8
Triplett Blanc	0.0	0.0	2,025.3	0.0	0.0	0.0	0.0	2,025.3	3,133.4
Verdejo	28.1	0.0	0.0	0.0	0.0	0.0	7.6	78.3	103.1
Verdelho	2,343.4	12.0	0.0	0.0	0.0	0.0	196.3	2,763.7	2,512.6
Vermantino *	1,076.4	11.3	5.8	0.0	0.0	94.3	0.0	1,930.3	2,569.9
Vernaccia	0.0	0.0	0.0	0.0	0.0	0.0	0.0	1.5	18.9
Viognier	6,693.9	1,494.5	24.7	0.0	2.0	36.5	3,035.6	12,428.0	15,817.1
White Riesling *	1,943.7	715.5	0.8	0.0	0.0	6.8	4,419.1	9,535.9	10,685.1
Other White Wine ¹	2,015.7	0.0	0.0	0.0	0.5	2.8	35.1	2,215.1	2,311.5
Total White	214,008.9	61,913.7	469,856.2	46,768.3	21.3	497.4	96,080.2	1,126,898.4	1,339,830.6

**TABLE 4: TONS OF GRAPES PURCHASED
FOR WINE, CONCENTRATE, JUICE, VINEGAR, AND BEVERAGE BRANDY BY CALIFORNIA PROCESSORS
FROM THE 2024 CROP BY TYPE, VARIETY, AND REPORTING DISTRICT WHERE GROWN, WITH COMPARISONS**

Type and Variety	1	2	3	4	5	6	7	8	9	10
Tons										
WINE GRAPES (RED)										
Aglianico	0.0	0.0	8.2	1.3	0.0	0.0	0.0	10.5	0.0	11.0
Aleatico	0.0	0.0	14.5	3.5	0.0	0.0	0.0	0.0	0.0	0.0
Alicante Bouschet *	0.0	4.3	96.7	0.0	0.0	16.9	0.0	12.2	1.4	4.3
Arinarnoa	0.0	0.0	0.0	0.0	0.0	0.0	0.0	0.0	0.0	0.0
Barbera	42.2	72.2	93.0	1.4	20.3	8.6	6.5	149.9	45.0	446.6
Blaufraenkisch *	0.0	0.0	0.0	0.0	0.0	0.0	0.0	3.5	1.7	0.0
Cabernet Franc	30.5	168.4	563.1	1,584.1	16.7	167.6	48.3	1,268.5	2.0	186.0
Cabernet Sauvignon	4,250.3	11,739.3	23,395.3	43,451.3	1,332.3	1,359.2	8,119.5	44,368.1	3,877.2	1,320.4
Carignane	337.4	21.0	186.4	4.5	21.6	131.2	5.7	158.6	2.0	4.4
Carmenere	0.0	0.0	7.7	0.3	0.0	1.6	0.0	15.6	0.0	0.0
Charbono	19.6	3.7	0.0	101.0	7.7	0.0	0.0	21.3	0.0	11.1
Cinsaut *	3.2	7.1	7.1	9.7	0.0	3.0	193.4	221.0	0.4	25.6
Counoise	7.8	0.0	2.7	0.0	0.0	0.0	0.6	45.8	5.2	4.7
Dolcetto	20.9	0.0	12.7	0.0	0.0	7.1	0.0	18.1	0.0	12.7
Dornfelder	0.0	0.0	0.0	0.0	0.0	0.0	8.8	2.7	0.0	0.0
Durif	0.0	0.0	0.0	0.0	0.0	0.0	0.0	0.1	0.0	0.0
Freisa	3.4	0.0	0.0	0.0	0.0	0.0	0.0	2.2	0.0	8.7
Gamay Noir Au Jus Blanc	0.0	0.0	0.0	2.2	0.0	1.6	4.4	1.0	0.0	25.9
Graciano	0.0	0.0	0.0	0.0	1.1	0.0	0.3	126.4	6.9	0.9
Grenache *	257.9	98.3	550.7	147.9	55.6	170.0	1,636.7	2,591.0	35.2	134.8
Grignolino	4.9	0.0	0.0	0.0	0.0	0.0	0.0	0.0	0.0	0.0
Lagrein	0.0	0.0	0.0	3.8	0.0	0.0	0.0	198.4	0.0	7.2
Malbec	64.5	351.4	836.4	1,117.3	34.0	63.0	1,724.0	940.0	1,295.5	177.8
Marselan ³	0.0	0.0	0.0	0.0	0.0	0.0	0.0	6.8	0.0	0.0
Mencia	4.1	0.0	0.0	2.1	0.0	0.0	2.6	9.1	0.0	0.0
Merlot	1,918.9	278.0	5,277.0	5,933.4	261.5	969.6	3,367.2	4,941.1	236.5	205.8
Meunier *	7.0	0.0	126.8	148.7	0.0	0.0	0.0	8.3	0.0	0.0
Mission *	0.0	0.0	0.0	0.0	0.0	0.0	0.0	0.0	0.0	14.1
Montepulciano	19.7	10.0	17.6	2.6	0.0	26.8	1.1	10.3	0.0	6.3
Mourvedre *	19.4	63.0	129.3	8.6	0.0	165.0	83.0	846.7	10.2	91.7
Muscat Hamburg *	0.0	0.0	6.2	0.0	0.0	0.0	0.0	0.0	0.0	2.2
Nebbiolo	6.5	0.0	14.0	0.7	0.0	5.7	0.1	48.7	1.4	4.2
Negrette *	0.0	0.0	0.0	0.2	0.0	0.0	3.4	0.0	0.0	0.0
Negroamaro	10.4	1.8	2.7	0.0	0.0	0.0	0.0	1.3	0.0	1.0
Nero D'Avola *	16.4	13.9	6.0	0.0	0.0	0.0	0.0	4.3	0.0	16.6
Petit Verdot	25.2	474.1	370.4	1,053.6	159.0	584.1	61.1	2,496.9	1,781.1	185.7
Petite Sirah	542.4	1,277.9	1,022.3	1,499.8	1,272.3	660.6	883.0	6,561.1	2,178.9	202.2
Pinot Noir *	3,886.1	262.8	26,852.5	4,099.6	5,609.5	329.5	29,659.4	10,214.7	15.3	21.8
Pinotage	0.0	0.0	0.0	0.0	0.0	0.0	0.0	0.0	0.0	0.0
Prieto Picudo	0.0	0.0	0.0	0.0	0.0	0.0	0.0	0.0	0.0	0.0
Primitivo	11.8	1.0	129.0	56.1	17.7	16.9	0.0	333.0	0.5	83.0
Refosco *	1.3	0.0	0.8	1.4	0.0	3.1	0.0	43.0	0.0	0.0
Royalty	0.0	0.0	0.0	0.0	0.0	0.0	0.0	0.0	0.0	0.0
Rubired *	0.0	0.0	0.0	0.0	3.8	0.0	0.0	0.0	0.0	0.0
Ruby Cabernet	0.0	0.0	0.0	0.0	0.0	0.0	0.0	0.0	0.0	0.0
Sagrantino	0.0	0.0	5.1	0.0	0.0	0.0	1.7	1.3	0.0	0.0
Sangiovese *	180.7	14.8	901.0	204.5	45.7	24.8	21.1	384.6	2.8	71.2
Souzao	0.0	3.3	0.0	0.0	0.0	6.3	0.0	4.2	0.0	2.2
St Laurent	0.0	0.0	2.4	0.0	0.0	0.0	0.0	0.0	0.0	0.0
St Macaire	0.0	0.0	0.0	0.0	0.0	0.0	0.0	52.9	0.0	0.0
Syrah *	725.2	527.2	1,410.1	836.5	157.9	91.5	2,185.7	4,466.2	497.1	376.3
Tannat	1.4	0.0	8.0	0.0	9.7	0.0	0.0	96.2	433.7	4.7
Tempranillo *	2.6	44.5	11.8	40.4	16.2	42.0	78.7	201.4	500.3	60.4
Teroldego	0.0	27.2	0.5	0.0	72.5	238.7	0.0	8.1	1,485.5	4.4
Tinta Cao	1.0	0.0	2.7	0.5	0.0	3.9	0.0	5.6	0.0	6.5
Touriga Nacional *	9.9	25.6	0.0	3.9	0.0	10.1	0.0	21.9	2.0	18.2
Trousseau *	3.2	14.9	6.1	0.0	0.0	0.0	2.0	4.1	0.0	0.0
Valdigue *	9.4	0.0	23.3	32.5	52.8	0.0	237.3	308.0	0.0	27.8
Zinfandel	1,208.1	800.4	5,893.6	2,125.7	244.0	888.7	302.9	2,009.3	3.3	1,560.2
Other Red Wine ¹	11.0	9.0	336.1	19.8	0.0	12.6	140.5	15.6	0.0	280.7
Total Red	13,664.3	16,315.1	68,329.8	62,498.9	9,411.9	6,009.7	48,779.0	83,259.6	12,421.1	5,629.3
TOTAL WINE	40,361.9	30,727.9	131,767.7	81,169.6	16,230.1	7,559.1	108,951.8	109,635.1	31,143.5	6,524.4
TOTAL ALL VARIETIES	40,361.9	30,727.9	131,767.7	81,169.6	16,230.1	7,560.1	108,951.8	109,635.1	31,143.5	6,524.5

**TABLE 4: TONS OF GRAPES PURCHASED
FOR WINE, CONCENTRATE, JUICE, VINEGAR, AND BEVERAGE BRANDY BY CALIFORNIA PROCESSORS
FROM THE 2024 CROP BY TYPE, VARIETY, AND REPORTING DISTRICT WHERE GROWN, WITH COMPARISONS**

Type and Variety	11	12	13	14	15	16	17	State Total	
								2024	2023
Tons									
WINE GRAPES (RED)									
Aglianico	48.3	0.0	0.0	0.0	0.0	4.9	0.0	84.2	139.3
Aleatico	0.0	0.0	0.0	0.0	0.0	0.0	0.0	18.0	19.5
Alicante Bouschet *	209.8	2.0	909.7	0.0	2.5	0.5	0.5	1,260.8	1,153.6
Arinarnoa	0.0	0.0	849.7	0.0	0.0	0.0	0.0	849.7	575.0
Barbera	375.5	377.9	22,012.8	1,706.1	0.0	37.8	3.7	25,399.5	32,993.7
Blaufraenkisch *	0.0	0.0	0.0	0.0	0.0	0.0	0.0	5.2	35.6
Cabernet Franc	893.6	0.0	33.1	0.0	0.0	81.2	30.9	5,074.0	7,386.9
Cabernet Sauvignon	117,111.3	36,416.0	23,587.9	5,614.0	1.8	203.1	796.8	326,943.8	470,744.7
Carignane	456.6	0.0	725.4	0.0	0.0	18.4	0.0	2,073.2	4,991.8
Carmenere	12.5	0.0	0.0	0.0	0.0	3.1	0.0	40.8	55.9
Charbono	7.4	0.0	0.0	0.0	0.0	0.0	0.0	171.8	200.0
Cinsaut *	72.8	26.4	0.0	0.0	1.2	3.9	0.0	574.8	666.9
Counoise	5.1	0.0	0.0	0.0	1.5	0.0	0.0	73.4	111.5
Dolcetto	132.9	0.0	0.0	0.0	0.0	1.9	0.0	206.3	283.9
Dornfelder	217.7	0.0	0.0	0.0	0.0	0.0	0.0	229.2	258.0
Durif	0.0	0.0	0.0	0.0	0.0	25.9	0.0	26.0	10.8
Freisa	0.0	0.0	0.0	0.0	0.0	0.0	0.0	14.3	7.7
Gamay Noir Au Jus Blanc	0.0	0.0	0.0	0.0	0.0	0.0	0.0	35.1	66.3
Graciano	427.2	0.0	0.0	0.0	0.0	0.0	0.0	562.8	540.3
Grenache *	623.4	404.6	20,067.6	1,301.2	13.5	93.6	49.9	28,231.9	43,464.7
Grignolino	0.5	0.0	0.0	0.0	0.0	0.0	0.0	5.4	23.6
Lagrein	0.0	0.0	0.0	0.0	0.0	0.0	0.0	209.4	223.8
Malbec	7,848.0	325.6	10.3	0.0	0.0	74.2	3.5	14,865.5	20,609.6
Marselan ³	0.0	0.0	0.0	0.0	0.0	0.0	0.0	6.8	0.0
Mencia	8.0	0.0	0.0	0.0	0.0	0.0	0.0	25.9	59.9
Merlot	39,917.9	15,686.7	9,835.9	4,500.7	6.5	83.5	2,179.8	95,600.0	125,986.2
Meunier *	0.0	0.0	0.0	0.0	0.0	0.0	0.0	290.8	295.3
Mission *	6.1	0.0	451.4	0.0	6.0	0.0	0.0	477.6	666.7
Montepulciano	3.9	0.0	0.0	0.0	0.0	43.2	0.0	141.5	190.2
Mourvedre *	145.5	0.0	3.6	0.0	0.5	34.8	0.0	1,601.3	2,659.6
Muscat Hamburg *	159.5	70.3	564.7	0.0	0.0	0.0	0.0	802.9	1,384.8
Nebbiolo	3.0	0.0	0.0	0.0	0.0	0.0	2.2	86.5	329.6
Negrette *	0.0	0.0	0.0	0.0	0.0	0.0	0.0	3.6	16.1
Negroamaro	0.0	0.0	0.0	0.0	0.0	2.5	0.0	19.7	21.7
Nero D'Avola *	37.7	0.0	6.4	0.0	0.0	13.6	0.0	114.9	211.6
Petit Verdot	4,053.8	2,074.0	1,140.8	0.0	0.0	13.9	23.9	14,497.6	21,828.9
Petite Sirah	25,801.7	5,947.9	775.3	104.7	5.0	156.0	3,168.0	52,059.1	68,547.9
Pinot Noir *	32,002.8	7,373.7	6,883.3	0.0	6.4	5.7	23,058.2	150,281.3	200,796.4
Pinotage	0.0	0.0	0.0	0.0	0.0	0.0	0.0	0.0	7.9
Prieto Picudo	0.0	0.0	0.0	0.0	0.0	0.0	0.0	0.0	4.9
Primitivo	102.6	3.2	0.0	0.0	1.5	20.1	3.8	780.2	1,327.5
Refosco *	0.0	0.0	0.0	0.0	0.0	0.0	0.0	49.6	61.0
Royalty	0.0	0.0	20.2	0.0	0.0	0.0	0.0	20.2	30.2
Rubired *	1,957.9	1,964.4	124,367.0	14,994.9	0.0	0.0	0.0	143,288.0	192,499.4
Ruby Cabernet	86.3	1,721.7	4,453.1	2,039.0	0.0	0.0	0.0	8,300.1	15,219.3
Sagrantino	2.0	0.0	0.0	0.0	0.0	8.8	0.0	18.9	142.2
Sangiovese *	190.6	0.0	562.8	0.0	1.5	156.9	0.0	2,763.0	3,801.8
Souzao	84.4	0.0	572.2	0.0	0.0	0.0	0.0	672.6	563.1
St Laurent	0.0	0.0	0.0	0.0	0.0	0.0	0.0	2.4	19.9
St Macaire	0.0	0.0	0.0	0.0	0.0	0.0	0.0	52.9	99.6
Syrah *	8,727.2	659.9	17,010.1	0.6	4.4	232.2	15.3	37,923.4	47,477.0
Tannat	2,170.0	1,059.9	472.2	0.0	2.8	4.9	0.9	4,264.4	5,715.7
Tempranillo *	725.4	2,216.3	13.7	0.0	3.1	96.4	9.1	4,062.3	4,946.9
Teroldego	8,170.0	634.6	652.9	0.0	0.0	0.0	14.8	11,309.2	14,587.6
Tinta Cao	0.5	0.0	0.0	0.0	0.0	0.0	0.0	20.7	28.8
Touriga Nacional *	1,225.5	0.0	2.2	0.0	0.0	0.0	0.0	1,319.3	2,932.1
Trousseau *	1.8	0.0	0.0	0.0	0.0	0.0	0.0	32.1	73.7
Valdiguié *	0.0	0.0	0.0	0.0	0.0	0.0	112.5	803.6	944.0
Zinfandel	66,022.5	2,644.2	77,006.5	11,652.9	28.0	59.6	9.8	172,459.7	191,488.2
Other Red Wine ¹	19.7	0.0	38.2	0.0	0.0	0.5	0.0	883.7	5,328.1
Total Red	320,068.9	79,609.3	313,029.0	41,914.1	86.2	1,481.1	29,483.6	1,111,990.9	1,494,856.9
TOTAL WINE	534,077.8	141,523.0	782,885.2	88,682.4	107.5	1,978.5	125,563.8	2,238,889.3	2,834,687.5
TOTAL ALL VARIETIES	534,103.6	141,573.7	802,936.2	99,224.6	107.5	1,978.5	125,563.8	2,269,560.1	2,896,965.4

* Synonyms for variety names are shown on Page 9.

¹ Other categories include minor and mixed varieties.

² This variety was included in Other White Wine in 2023.

³ This variety was included in Other Red Wine in 2023.

TABLE 6: WEIGHTED AVERAGE GROWER RETURNS PER TON DELIVERED BASIS PURCHASED FOR WINE, CONCENTRATE, JUICE, VINEGAR, AND BEVERAGE BRANDY BY CALIFORNIA PROCESSORS FROM THE 2024 CROP BY TYPE, VARIETY, AND REPORTING DISTRICT WHERE GROWN, WITH COMPARISONS

Type and Variety	1	2	3	4	5	6	7	8	9	10
	Dollars									
RAISIN GRAPES										
Fiesta	--	--	--	--	--	--	--	--	--	--
Thompson Seedless *	--	--	--	--	--	--	--	--	--	--
Total Raisin	--	--	--	--	--	--	--	--	--	--
TABLE GRAPES										
Autumn King	--	--	--	--	--	--	--	--	--	--
Autumn Royal	--	--	--	--	--	--	--	--	--	--
Cotton Candy	--	--	--	--	--	--	--	--	--	--
Great Green *	--	--	--	--	--	--	--	--	--	--
Ivory *	--	--	--	--	--	--	--	--	--	--
Krissy *	--	--	--	--	--	--	--	--	--	--
Luisco	--	--	--	--	--	--	--	--	--	--
Red Globe *	--	--	--	--	--	--	--	--	--	--
Scarlet	--	--	--	--	--	--	--	--	--	--
Scarlet Royal	--	--	--	--	--	--	--	--	--	--
Sugra-52	--	--	--	--	--	--	--	--	--	--
Sugraone *	--	--	--	--	--	--	--	--	--	--
Other Table ¹	--	--	--	--	--	1,800.00	--	--	--	1,500.00
Total Table	--	--	--	--	--	1,800.00	--	--	--	1,500.00
WINE GRAPES (WHITE)										
Albarino *	1,749.06	2,800.00	2,947.22	4,286.49	721.56	714.43	1,444.84	2,482.22	2,163.57	1,823.13
Arneis	2,711.11	--	2,200.00	2,500.00	1,000.00	--	1,800.00	2,370.26	--	--
Assyrtiko ²	--	--	--	--	1,800.00	--	2,450.00	2,387.10	2,087.95	--
Burger *	--	--	--	--	--	--	--	--	--	--
Chardonnay *	1,061.17	1,490.91	2,558.18	3,713.81	1,003.67	1,402.29	1,232.29	1,533.01	625.47	1,795.42
Chenin Blanc	2,237.96	1,802.60	1,908.02	3,389.13	593.40	545.82	2,034.27	1,533.15	748.72	1,931.09
Clairette Blanche	--	--	2,747.00	--	--	--	1,100.00	2,949.52	--	2,400.00
Cortese	--	--	--	--	--	--	--	--	1,450.00	--
Falaghina Greco	3,372.97	--	3,739.53	--	--	--	2,995.19	2,906.25	1,450.00	2,000.00
Fiano	--	--	3,401.82	2,500.00	--	2,000.00	--	--	1,271.43	2,251.16
Flora	--	--	--	2,749.96	--	--	--	14,330.00	--	--
French Colombard	1,228.49	--	2,056.07	--	2,400.00	--	--	462.18	1,800.00	--
Gewurztraminer	2,246.76	1,950.00	2,359.49	--	450.41	2,000.00	687.71	2,219.28	2,000.00	1,950.00
Gray Riesling *	--	--	3,041.56	--	--	--	1,500.00	1,631.00	--	--
Grenache Blanc *	3,144.44	2,600.00	2,809.61	3,750.00	1,800.00	676.92	1,452.17	2,108.32	--	2,173.20
Grenache Gris *	3,800.00	--	1,800.00	--	--	--	1,300.00	2,575.70	--	1,800.00
Gruener Veltliner	2,400.00	--	3,313.95	--	--	1,994.28	1,182.45	2,605.05	--	--
Malvasia Bianca	2,200.00	--	2,802.08	3,000.00	1,833.00	1,934.90	1,065.54	1,481.83	750.00	--
Marsanne	2,207.69	1,548.18	3,407.13	2,555.00	--	--	2,112.34	3,038.54	1,800.00	1,994.51
Melon	--	--	2,578.95	--	--	--	2,268.84	2,000.00	--	--
Moscato Gaillo *	--	--	2,544.76	--	--	--	--	--	--	2,000.00
Muscat Blanc *	827.61	1,344.16	2,288.27	3,066.28	1,700.00	1,225.00	1,209.14	1,459.37	1,314.31	1,650.00
Muscat Of Alexandria	--	--	6,300.00	--	--	--	--	--	2,400.00	2,000.00
Muscat Orange	2,000.00	--	--	--	--	--	3,100.00	1,729.34	382.17	--
Palomino *	--	--	10,891.00	--	--	2,000.00	--	--	--	--
Pecorino	--	--	--	--	--	--	--	--	--	--
Picpoul Blanc	3,867.40	--	2,939.13	2,200.00	--	--	1,158.51	2,296.87	750.00	1,937.33
Pinot Blanc	1,306.62	--	1,725.66	2,950.98	--	2,000.00	1,313.84	3,003.05	1,612.47	--
Pinot Gris *	2,331.18	1,524.14	1,943.55	2,590.06	652.98	2,125.17	1,030.23	1,202.22	539.68	1,489.19
Ribolla Gialla *	2,800.00	--	3,392.66	3,994.14	--	--	--	--	--	--
Roussanne	3,215.32	2,270.00	3,643.98	3,562.58	--	2,000.00	1,930.39	3,763.76	1,452.63	2,005.73
Sauvignon Blanc *	1,458.06	1,295.77	2,016.65	3,265.63	1,452.43	829.55	1,274.92	1,548.96	571.89	1,645.35
Sauvignon Gris	--	--	2,240.16	3,069.42	--	--	1,850.00	--	--	--
Sauvignon Vert *	--	--	2,402.22	3,673.29	--	--	--	--	--	--
Semillon	2,082.05	1,825.00	2,840.54	3,828.85	2,100.00	--	1,853.62	1,835.19	--	1,555.17
St. Emilion *	2,800.00	--	--	--	--	--	--	3,288.10	2,200.00	--
Sylvaner	--	--	--	--	--	--	--	--	--	--
Symphony	--	--	1,500.00	--	--	--	--	--	--	--
Tocai Friulano	2,006.71	--	3,156.82	3,864.94	--	--	--	1,700.00	--	--
Torrontes	--	--	--	--	--	--	--	--	--	--
Triplett Blanc	--	--	--	--	--	--	--	--	--	--
Verdejo	--	--	1,950.00	2,841.00	--	400.00	2,750.00	1,442.86	450.00	1,500.00
Verdelho	--	--	2,000.00	--	1,353.02	400.00	1,800.00	1,843.90	2,108.59	1,326.90
Vermentino *	2,203.46	--	2,411.37	3,559.33	1,300.00	--	1,192.68	2,342.67	1,475.81	1,799.94
Vernaccia	--	--	2,000.00	--	--	--	--	--	--	--
Viognier	1,608.47	1,629.88	3,248.22	3,765.17	1,200.00	2,867.31	2,206.69	2,445.33	1,708.75	2,010.58
White Riesling *	2,709.59	1,836.36	3,417.42	4,674.31	307.16	2,700.00	1,038.08	1,267.22	2,740.00	--
Other White Wine ¹	2,877.97	--	2,922.85	4,456.56	1,800.00	2,000.00	2,590.12	2,235.67	1,562.06	2,775.62
Total White	1,143.86	1,319.11	2,463.18	3,571.53	912.60	1,159.23	1,200.31	1,561.32	657.96	1,779.05

TABLE 6: WEIGHTED AVERAGE GROWER RETURNS PER TON DELIVERED BASIS PURCHASED FOR WINE, CONCENTRATE, JUICE, VINEGAR, AND BEVERAGE BRANDY BY CALIFORNIA PROCESSORS FROM THE 2024 CROP BY TYPE, VARIETY, AND REPORTING DISTRICT WHERE GROWN, WITH COMPARISONS

Type and Variety	11	12	13	14	15	16	17	State Total	
	Dollars							2024	2023
RAISIN GRAPES									
Fiesta	--	--	311.52	265.00	--	--	--	293.36	255.05
Thompson Seedless *	--	303.00	295.37	--	--	--	--	295.39	292.72
Total Raisin	--	303.00	297.13	265.00	--	--	--	295.05	288.09
TABLE GRAPES									
Autumn King	--	--	275.00	125.00	--	--	--	222.33	180.00
Autumn Royal	--	--	--	--	--	--	--	--	185.90
Cotton Candy	--	--	--	--	--	--	--	--	220.00
Great Green *	--	--	--	--	--	--	--	--	212.59
Ivory *	--	--	--	--	--	--	--	--	198.60
Krissy *	--	--	--	--	--	--	--	--	187.07
Luisco	200.00	--	--	--	--	--	--	200.00	216.81
Red Globe *	--	--	--	125.00	--	--	--	125.00	214.26
Scarlet	--	--	200.00	--	--	--	--	200.00	184.87
Scarlet Royal	--	--	--	125.00	--	--	--	125.00	--
Sugra-52	--	--	--	--	--	--	--	--	220.00
Sugraone *	--	--	--	--	--	--	--	--	215.19
Other Table ¹	--	--	170.00	125.00	--	--	--	127.10	183.66
Total Table	200.00	--	237.33	125.00	--	--	--	150.40	194.36
WINE GRAPES (WHITE)									
Albarino *	674.81	450.00	500.00	--	1,800.00	2,244.19	639.94	749.10	783.69
Arneis	--	--	--	--	--	2,353.70	--	2,326.78	2,439.57
Assyrtiko ²	--	--	--	--	--	--	--	2,158.22	--
Burger *	345.40	--	242.83	--	--	--	--	268.56	326.44
Chardonnay *	554.11	503.81	426.85	566.30	3,900.00	2,149.49	613.92	1,041.66	1,071.43
Chenin Blanc	442.72	395.06	353.34	--	--	--	519.10	451.67	485.80
Clairette Blanche	1,700.00	--	--	--	--	--	--	2,130.21	2,034.60
Cortese	--	--	--	--	--	--	735.45	805.76	1,887.97
Falaghina Greco	1,450.00	--	--	--	--	--	618.29	1,339.00	2,309.09
Fiano	1,419.05	--	642.45	--	--	2,320.00	1,250.00	2,197.36	2,228.67
Flora	--	--	--	--	--	--	--	2,790.74	2,608.07
French Colombard	355.56	367.46	304.71	296.17	--	--	--	305.83	318.49
Gewurztraminer	572.31	300.00	--	--	--	2,000.00	450.88	556.98	650.69
Gray Riesling *	--	--	--	--	--	--	--	2,161.26	2,812.06
Grenache Blanc *	596.56	--	1,044.88	--	1,800.00	1,963.33	--	1,738.44	1,893.23
Grenache Gris *	1,000.00	--	--	--	--	2,000.00	--	1,946.22	2,009.38
Gruener Veltliner	695.25	--	--	--	--	--	433.40	1,446.14	1,549.77
Malvasia Bianca	355.58	875.25	2,098.62	--	--	2,055.00	--	637.67	630.55
Marsanne	450.00	--	491.89	--	--	2,152.94	--	824.86	2,057.03
Melon	--	--	--	--	--	--	--	2,344.53	2,608.69
Moscato Gaillo *	--	--	--	--	--	--	--	2,391.96	2,325.02
Muscat Blanc *	453.58	465.00	417.74	--	1,800.00	2,183.45	823.36	507.50	525.54
Muscat Of Alexandria	1,000.00	325.06	301.25	275.71	--	--	767.00	299.06	306.10
Muscat Orange	470.52	513.17	472.30	--	--	--	350.00	483.40	565.93
Palomino *	--	--	304.75	--	806.12	--	--	2,135.19	1,233.21
Pecorino	--	--	--	--	--	2,400.00	--	2,400.00	2,400.00
Picpoul Blanc	988.46	--	1,368.00	--	1,800.00	--	--	1,617.58	2,027.94
Pinot Blanc	900.00	--	--	--	--	--	--	1,657.35	1,693.06
Pinot Gris *	564.57	497.87	441.53	456.57	--	2,037.96	596.32	555.24	591.20
Ribolla Gialla *	1,712.90	--	--	--	--	--	--	3,438.72	3,346.70
Roussanne	998.87	--	200.00	--	--	2,234.78	--	2,650.67	2,752.54
Sauvignon Blanc *	526.84	509.53	588.19	659.96	--	2,119.94	578.00	1,103.59	1,131.94
Sauvignon Gris	--	--	--	--	--	--	--	2,649.41	2,619.99
Sauvignon Vert *	--	--	--	--	--	--	--	2,900.48	2,612.81
Semillon	477.86	--	200.00	--	--	2,200.00	523.13	1,434.82	1,291.19
St. Emilion *	--	--	--	--	--	--	--	2,649.65	2,551.61
Sylvaner	--	--	--	--	--	--	--	--	2,000.00
Symphony	309.29	359.49	341.63	--	--	--	--	341.94	344.81
Tocai Friulano	--	--	--	--	--	--	--	2,587.38	2,417.06
Torrontes	1,400.38	--	--	--	--	--	--	1,400.38	1,682.01
Triplett Blanc	--	--	175.00	--	--	--	--	175.00	207.41
Verdejo	217.00	--	--	--	--	--	1,450.00	685.23	705.96
Verdelho	529.01	1,300.00	--	--	--	--	400.00	620.37	711.36
Vermentino *	533.67	1,464.60	569.02	--	--	2,388.22	--	1,104.87	1,197.26
Vernaccia	--	--	--	--	--	--	--	2,000.00	2,529.63
Viognier	577.57	442.38	2,021.05	--	1,800.00	2,164.11	646.34	755.99	789.42
White Riesling *	406.18	392.56	1,000.00	--	--	3,546.32	507.14	676.67	799.22
Other White Wine ¹	427.89	--	--	--	1,800.00	2,400.00	360.00	604.42	478.32
Total White	541.78	482.93	339.22	355.51	1,934.27	2,221.75	587.36	698.61	733.54

TABLE 6: WEIGHTED AVERAGE GROWER RETURNS PER TON DELIVERED BASIS PURCHASED FOR WINE, CONCENTRATE, JUICE, VINEGAR, AND BEVERAGE BRANDY BY CALIFORNIA PROCESSORS FROM THE 2024 CROP BY TYPE, VARIETY, AND REPORTING DISTRICT WHERE GROWN, WITH COMPARISONS

Type and Variety	1	2	3	4	5	6	7	8	9	10
	Dollars									
WINE GRAPES (RED)										
Aglianico	--	--	3,122.00	5,134.66	--	--	--	1,638.80	--	1,948.84
Aleatico	--	--	3,150.00	1,803.10	--	--	--	--	--	--
Alicante Bouschet *	--	2,000.00	3,767.27	--	--	836.69	--	2,317.21	1,350.00	1,676.74
Arinarnoa	--	--	--	--	--	--	--	--	--	--
Barbera	2,396.18	1,981.44	3,256.79	3,828.96	1,700.00	1,830.81	2,645.38	2,044.51	1,953.22	1,862.88
Blaufraenkisch *	--	--	--	--	--	--	--	2,171.43	2,000.00	--
Cabernet Franc	2,809.65	2,445.10	4,612.87	11,288.88	2,741.22	2,707.25	2,798.36	2,487.71	1,600.00	1,892.72
Cabernet Sauvignon	2,016.85	1,806.28	2,890.69	9,050.32	3,551.42	1,568.04	1,457.33	1,787.74	680.69	1,542.69
Carignane	1,813.98	2,000.00	2,891.06	4,474.99	2,389.74	2,284.45	2,128.07	2,389.55	2,000.00	2,148.41
Carmenere	--	--	2,891.08	7,343.13	--	2,175.00	--	2,266.54	--	--
Charbono	1,418.37	4,000.00	--	4,276.72	1,200.00	--	--	1,931.46	--	1,838.74
Cinsaut *	2,739.31	2,200.00	3,514.56	3,754.00	--	1,200.00	1,281.43	1,745.86	1,800.00	1,778.91
Counoise	3,279.55	--	2,584.64	--	--	--	2,250.00	2,906.68	2,200.00	2,242.55
Dolcetto	2,800.00	--	2,134.80	--	--	3,176.06	--	2,966.79	--	1,817.72
Dornfelder	--	--	--	--	--	--	1,500.00	3,600.00	--	--
Durif	--	--	--	--	--	--	--	9,100.00	--	--
Freisa	2,800.00	--	--	--	--	--	--	2,700.00	--	1,600.00
Gamay Noir Au Jus Blanc	--	--	--	2,800.00	--	4,500.00	2,795.45	3,500.00	--	2,783.78
Graciano	--	--	--	--	1,400.00	--	7,000.00	3,475.57	2,800.00	2,386.67
Grenache *	2,415.94	1,734.85	3,345.88	4,160.18	2,250.13	1,793.89	1,438.59	2,298.17	1,508.24	2,124.59
Grignolino	2,651.43	--	--	--	--	--	--	--	--	--
Lagrein	--	--	--	5,000.00	--	--	--	2,011.41	--	2,006.94
Malbec	2,272.70	921.18	3,300.87	6,252.49	1,878.53	2,285.03	1,555.95	2,436.89	754.82	1,384.97
Marselan ³	--	--	--	--	--	--	--	2,000.00	--	--
Mencia	4,300.00	--	--	2,983.00	--	--	2,750.00	2,200.71	--	--
Merlot	1,441.15	2,174.88	2,214.09	4,845.52	2,143.91	1,258.58	1,242.83	1,407.59	591.40	1,814.23
Meunier *	2,934.29	--	2,381.92	3,108.48	--	--	--	6,579.22	--	--
Mission *	--	--	--	--	--	--	--	--	--	1,849.65
Montepulciano	2,599.80	2,160.00	3,390.27	3,336.92	--	1,076.49	3,000.00	1,712.03	--	1,726.98
Mourvedre *	3,854.47	1,738.10	3,716.52	3,742.44	--	1,729.12	2,680.53	2,912.14	1,677.94	2,083.45
Muscat Hamburg *	--	--	2,690.90	--	--	--	--	--	--	1,800.00
Nebbiolo	2,800.00	--	4,012.11	4,500.00	--	3,705.26	2,850.00	2,957.60	1,500.00	2,414.29
Negrette *	--	--	--	3,800.00	--	--	2,794.12	--	--	--
Negroamaro	1,992.31	1,600.00	3,653.79	--	--	--	--	2,300.00	--	2,400.00
Nero D'Avola *	2,840.24	2,600.00	2,784.00	--	--	--	--	2,825.81	--	1,981.63
Petit Verdot	1,918.03	1,267.17	3,907.57	8,018.95	2,041.32	785.18	1,868.67	1,861.19	751.72	1,203.93
Petite Sirah	1,984.10	1,395.10	2,978.39	3,961.36	2,479.31	1,134.19	1,685.18	1,637.23	845.88	2,001.21
Pinot Noir *	3,222.04	2,229.39	3,812.18	2,758.46	767.30	4,009.85	1,865.91	2,509.75	2,875.16	2,517.43
Pinotage	--	--	--	--	--	--	--	--	--	--
Prieto Picudo	--	--	--	--	--	--	--	--	--	--
Primitivo	1,724.13	1,600.00	3,080.45	4,629.18	2,586.44	1,280.28	--	1,225.45	750.00	1,671.11
Refosco *	3,000.00	--	2,812.50	3,800.00	--	3,100.00	--	1,446.91	--	--
Royalty	--	--	--	--	--	--	--	--	--	--
Rubired *	--	--	--	--	1,800.00	--	--	--	--	--
Ruby Cabernet	--	--	--	--	--	--	--	--	--	--
Sagrantino	--	--	2,483.26	--	--	--	2,850.00	1,239.98	--	--
Sangiovese *	2,071.67	2,082.43	2,793.19	5,990.49	1,802.25	1,913.71	1,945.91	2,196.22	2,293.00	1,763.49
Souzao	--	1,650.00	--	--	--	1,350.00	--	6,331.08	--	1,840.91
St Laurent	--	--	2,800.00	--	--	--	--	--	--	--
St Macaire	--	--	--	--	--	--	--	2,226.47	--	--
Syrah *	1,714.60	1,603.06	3,354.92	5,111.66	2,222.41	1,549.24	1,519.01	2,661.97	771.70	2,071.49
Tannat	1,850.00	--	4,028.81	--	1,450.52	--	--	2,543.69	1,532.73	1,929.79
Tempranillo *	1,188.46	1,945.39	3,384.75	5,265.78	1,437.04	1,666.07	1,338.37	3,423.67	940.53	2,240.44
Teroldego	--	266.54	2,000.00	--	1,250.00	731.50	--	2,994.56	789.49	2,072.73
Tinta Cao	1,400.00	--	6,237.70	4,500.00	--	1,350.00	--	5,791.80	--	1,650.00
Touriga Nacional *	1,400.00	2,000.00	--	4,500.00	--	1,330.92	--	3,582.75	1,850.00	2,017.45
Trousseau *	3,900.00	2,000.00	3,967.21	--	--	--	2,500.00	2,417.07	--	--
Valdigue *	2,008.51	--	3,084.33	2,761.90	1,931.73	--	1,576.57	2,036.69	--	2,670.14
Zinfandel	1,902.49	1,648.88	3,315.95	4,703.00	2,933.13	1,212.00	2,283.47	2,198.12	1,935.03	1,816.06
Other Red Wine ¹	2,012.34	1,377.78	3,710.59	5,417.68	--	1,615.87	2,031.85	2,789.46	--	716.46
Total Red	2,265.72	1,744.93	3,282.88	7,846.88	1,576.58	1,510.03	1,712.01	1,960.06	796.68	1,720.52
TOTAL WINE	1,523.66	1,545.20	2,888.22	6,863.46	1,297.64	1,438.12	1,429.41	1,864.13	713.29	1,728.55
TOTAL ALL VARIETIES	1,523.66	1,545.20	2,888.22	6,863.46	1,297.64	1,438.17	1,429.41	1,864.13	713.29	1,728.54

TABLE 6: WEIGHTED AVERAGE GROWER RETURNS PER TON DELIVERED BASIS PURCHASED FOR WINE, CONCENTRATE, JUICE, VINEGAR, AND BEVERAGE BRANDY BY CALIFORNIA PROCESSORS FROM THE 2024 CROP BY TYPE, VARIETY, AND REPORTING DISTRICT WHERE GROWN, WITH COMPARISONS

Type and Variety	11	12	13	14	15	16	17	State Total	
								2024	2023
Dollars									
WINE GRAPES (RED)									
Aglianico	758.59	--	--	--	--	1,871.43	--	1,386.34	1,519.20
Aleatico	--	--	--	--	--	--	--	2,888.10	2,986.50
Alicante Bouschet *	344.10	1,100.00	437.40	--	1,800.00	1,000.00	1,775.00	715.89	786.66
Arinarnoa	--	--	500.00	--	--	--	--	500.00	500.00
Barbera	839.93	369.16	348.96	450.00	--	2,307.60	1,575.00	426.91	445.59
Blaufraenkisch *	--	--	--	--	--	--	--	2,115.38	1,978.09
Cabernet Franc	871.89	--	217.24	--	--	2,174.18	930.10	5,146.79	4,544.50
Cabernet Sauvignon	670.44	564.43	469.13	413.04	1,600.00	2,145.64	901.09	2,162.29	2,124.33
Carignane	988.83	--	362.97	--	--	1,210.87	--	1,305.25	978.93
Carmenere	854.00	--	--	--	--	1,358.06	--	1,916.35	1,815.55
Charbono	1,513.51	--	--	--	--	--	--	3,239.45	3,068.80
Cinsaut *	2,335.58	1,300.00	--	--	2,884.00	1,730.77	--	1,711.62	1,732.41
Counoise	1,764.71	--	--	--	1,800.00	--	--	2,734.54	2,540.11
Dolcetto	677.28	--	--	--	--	1,550.00	--	1,347.17	1,383.91
Dornfelder	350.70	--	--	--	--	--	--	433.10	502.61
Durif	--	--	--	--	--	2,112.36	--	2,139.23	1,292.59
Freisa	--	--	--	--	--	--	--	2,054.55	2,948.05
Gamay Noir Au Jus Blanc	--	--	--	--	--	--	--	2,884.90	2,590.03
Graciano	680.21	--	--	--	--	--	--	1,341.52	1,640.65
Grenache *	597.93	470.54	317.14	292.00	1,125.93	2,102.35	1,642.59	705.99	831.32
Grignolino	2,000.00	--	--	--	--	--	--	2,591.11	4,194.07
Lagrein	--	--	--	--	--	--	--	2,065.49	2,275.21
Malbec	619.16	475.00	660.68	--	--	1,853.87	1,142.86	1,465.43	1,332.49
Marselan ³	--	--	--	--	--	--	--	2,000.00	--
Mencia	1,512.50	--	--	--	--	--	--	2,439.03	2,427.52
Merlot	590.66	558.45	451.09	560.00	1,600.00	2,114.17	677.21	1,027.16	1,045.97
Meunier *	--	--	--	--	--	--	--	2,886.54	2,545.10
Mission *	1,377.87	--	275.00	--	750.00	--	--	341.54	353.98
Montepulciano	1,102.56	--	--	--	--	2,640.97	--	2,263.00	2,124.41
Mourvedre *	702.76	--	1,100.00	--	1,800.00	1,772.13	--	2,527.61	2,379.50
Muscat Hamburg *	666.49	628.20	489.46	--	--	--	--	557.37	583.11
Nebbiolo	1,080.00	--	--	--	--	--	1,775.00	3,032.88	1,893.11
Negrette *	--	--	--	--	--	--	--	2,850.00	3,112.42
Negroamaro	--	--	--	--	--	1,140.00	--	2,117.02	2,130.98
Nero D'avola *	964.72	--	819.00	--	--	2,350.37	--	1,897.71	1,664.80
Petit Verdot	703.19	632.17	264.14	--	--	2,220.86	922.38	1,529.09	1,440.46
Petite Sirah	679.36	568.07	346.93	424.18	2,100.00	2,289.48	775.17	1,042.48	1,060.51
Pinot Noir *	624.07	473.61	412.72	--	4,600.00	1,696.49	643.63	1,694.62	1,700.79
Pinotage	--	--	--	--	--	--	--	--	1,496.20
Prieto Picudo	--	--	--	--	--	--	--	--	1,232.65
Primitivo	428.95	1,200.00	--	--	1,800.00	2,016.38	1,228.95	1,780.75	1,530.26
Refosco *	--	--	--	--	--	--	--	1,679.38	2,248.11
Royalty	--	--	505.00	--	--	--	--	505.00	505.00
Rubired *	342.70	313.02	299.83	327.43	--	--	--	303.53	303.36
Ruby Cabernet	550.00	265.00	353.20	323.46	--	--	--	329.65	316.73
Sagrantino	1,600.00	--	--	--	--	2,018.75	--	2,120.98	1,050.58
Sangiovese *	970.76	--	348.69	--	1,000.00	2,329.76	--	2,187.02	1,939.04
Souzao	597.45	--	200.00	--	--	--	--	311.41	579.09
St Laurent	--	--	--	--	--	--	--	2,800.00	2,855.78
St Macaire	--	--	--	--	--	--	--	2,226.47	1,536.85
Syrah *	551.59	522.63	426.01	500.00	1,881.82	2,209.19	400.00	1,078.30	1,192.58
Tannat	575.16	501.06	436.27	--	1,828.57	2,154.81	2,375.00	696.56	748.75
Tempranillo *	632.56	315.00	899.24	--	1,800.00	2,394.36	1,673.63	801.83	898.72
Teroldego	724.76	618.69	324.94	--	--	--	1,510.28	709.87	685.36
Tinta Cao	1,000.00	--	--	--	--	--	--	3,353.42	2,335.75
Touriga Nacional *	549.55	--	1,250.00	--	--	--	--	675.48	609.70
Trousseau *	1,150.00	--	--	--	--	--	--	2,600.00	2,481.37
Valdiguie *	--	--	--	--	--	--	500.00	1,760.08	1,647.76
Zinfandel	638.67	334.24	329.95	310.98	928.57	2,311.49	250.00	667.68	760.91
Other Red Wine ¹	1,018.27	--	100.00	--	--	2,400.00	--	2,223.01	679.80
Total Red	645.39	527.42	341.00	363.24	1,550.59	2,185.14	669.78	1,311.15	1,345.68
TOTAL WINE	603.87	507.95	339.93	359.16	1,626.61	2,194.34	606.71	1,002.84	1,056.35
TOTAL ALL VARIETIES	603.85	507.88	338.67	336.00	1,626.61	2,194.34	606.71	992.51	1,039.25

-- No tonnage reported for this variety/district.

* Synonyms for variety names are shown on Page 9.

¹ Other categories include minor and mixed varieties.

² This variety was included in Other White Wine in 2023.

³ This variety was included in Other Red Wine in 2023.

**TABLE 7: TONS OF GRAPES PURCHASED BY CALIFORNIA PROCESSORS AS DISTILLING MATERIAL
OTHER THAN BEVERAGE BRANDY FROM THE 2024 CROP BY TYPE AND VARIETY, WITH COMPARISONS**

Type and Variety	Distilling Material Purchased		Average Degrees Brix Distilling		Average Price Per Ton	
	2024	2023	2024	2023	2024	2023
	Tons		Degrees Brix		Dollars	
WINE GRAPES (WHITE)						
French Colombard	0.0	532.3	--	24.2	--	100.20
Pinot Gris *	0.0	127.1	--	26.8	--	148.00
Total White	0.0	659.4	--	24.7	--	109.41
WINE GRAPES (RED)						
Barbera	0.0	209.4	--	20.0	--	129.00
Cabernet Sauvignon	0.0	2,081.9	--	27.2	--	85.00
Merlot	0.0	46.5	--	26.4	--	108.75
Zinfandel	0.0	1,242.3	--	28.3	--	124.00
Total Red	0.0	3,580.1	--	27.2	--	101.42
TOTAL WINE	0.0	4,239.5	--	26.8	--	102.66
TOTAL ALL VARIETIES	0.0	4,239.5	--	26.8	--	102.66

-- No tonnage reported for this variety/district.
* Synonyms for variety names are shown on Page 9.



TABLE 8: BASE PRICE PAID TO GROWERS FOR GRAPES CRUSHED AND DELIVERED TO CALIFORNIA PROCESSORS FROM THE 2024 CROP WITH BRIX FACTORS AND PURCHASED TONNAGE, BY TYPE, VARIETY, REPORTING DISTRICT WHERE GROWN, AND WEIGHTED AVERAGE BASE PRICE

District, Type, and Variety	Base Price	Brix	Tons	District, Type, and Variety	Base Price	Brix	Tons
	Per Ton	Factors			Per Ton	Factors	
	Dollars	Code ¹			Dollars	Code ¹	
DISTRICT 1					1,626.41	000100	73.0
Wine Grapes (White)					1,644.21	000100	93.5
Albarino *	1,500.00	017200	4.1		1,650.00	000100	91.3
	2,600.00	000100	1.2		1,650.00	019100	160.5
Wtd. Avg. Base & Total Tons	1,749.06		5.3		1,653.68	000100	60.3
					1,700.00	000100	88.9
Arneis	2,000.00	000100	0.5		1,700.00	013600	163.5
	2,800.00	000100	4.0		1,729.13	000100	30.6
Wtd. Avg. Base & Total Tons	2,711.11		4.5		1,750.00	000100	178.6
					1,756.21	000100	994.3
Chardonnay *	242.81	013600	48.8		1,800.00	000100	111.0
	375.00	000100	887.0		1,800.00	001900	20.6
	500.00	024500	4,538.4		1,800.00	009100	5.7
	538.74	024500	26.1		1,800.00	013600	2.0
	539.64	024500	24.7		1,850.00	000100	99.3
	600.00	024500	514.4		1,900.00	000100	12.2
	605.71	024500	25.9		1,950.00	000100	21.9
	644.73	024500	20.5		2,000.00	000100	13.9
	650.00	000100	47.5		2,000.00	008100	1.7
	650.00	024500	207.7		2,100.00	000100	10.9
	650.11	024500	26.9		2,100.00	009300	4.9
	678.97	024500	24.3		2,100.00	010900	1.8
	680.49	024500	21.0		2,100.00	011300	2.0
	688.74	024500	21.0		2,200.00	000100	0.9
	700.00	024500	3,519.4		2,300.00	000100	11.1
	731.92	024500	20.7		2,400.00	000100	13.1
	738.50	024500	23.8		2,400.00	013600	5.4
	748.85	024500	25.9		2,472.50	000100	154.3
	825.00	024500	85.2		2,500.00	000100	2.6
	830.32	024500	22.1		2,500.00	021000	24.7
	872.69	024500	9.8		2,700.00	000100	13.1
	875.00	000100	181.6		2,700.00	007800	12.0
	886.40	024500	24.0		2,875.00	000100	80.2
	887.07	024500	21.8		3,000.00	000100	37.1
	975.67	024500	24.0		3,200.00	000100	4.3
	998.68	024500	25.1		3,500.00	000100	31.6
	1,000.00	000100	149.4		3,500.00	017000	1.4
	1,006.86	024500	21.1		3,500.00	024500	2.2
	1,056.57	024500	14.7		3,600.00	000100	2.9
	1,100.00	024500	210.7		3,700.00	013100	23.0
	1,150.00	000100	290.2		3,800.00	000100	3.9
	1,200.00	020800	96.6		3,800.00	013400	1.6
	1,200.00	024500	2,742.2		3,858.00	000100	4.1
	1,225.00	024500	170.0		3,900.00	000100	1.9
	1,250.00	028400	1.8		4,000.00	000100	15.9
	1,300.00	017200	90.4		4,000.00	010110	3.1
	1,300.00	024500	115.8		4,100.00	000100	1.5
	1,350.00	000100	19.2		4,500.00	000100	8.9
	1,350.00	024500	290.3		4,500.00	010110	1.9
	1,366.86	024500	155.5		5,000.00	000100	1.5
	1,375.00	024500	915.1		5,050.00	000100	1.7
	1,376.41	020800	86.9		5,865.00	000100	2.2
	1,387.00	024500	138.9		6,000.00	000100	7.2
	1,400.00	000100	279.9		7,172.10	000100	2.8
	1,400.00	013600	18.6	Wtd. Avg. Base & Total Tons	1,060.97		22,382.4
	1,400.00	021200	514.4				
	1,403.45	017800	146.3	Chenin Blanc	500.00	000100	1.9
	1,407.77	024500	300.9		1,550.00	000100	24.0
	1,425.00	000100	201.3		1,600.00	000100	14.9
	1,449.12	024500	429.0		1,600.00	010700	4.8
	1,450.00	000100	93.3		1,600.00	013100	11.3
	1,462.99	000100	22.2		1,920.00	000100	1.0
	1,475.00	000100	314.8		1,984.62	010700	5.2
	1,490.01	022900	125.9		2,000.00	024500	3.5
	1,491.50	024500	124.4		2,100.00	000100	2.5
	1,500.00	000100	258.5		2,200.00	000100	8.5
	1,500.00	013600	16.0		2,500.00	000100	16.7
	1,550.00	000100	35.2		2,500.00	012300	1.4
	1,550.00	020800	46.0		2,500.00	017200	5.4
	1,561.00	000100	35.3		3,000.00	000100	3.2
	1,581.30	000100	91.2		3,600.00	000100	4.2
	1,591.35	000100	27.4		3,600.00	013100	2.6
	1,600.00	000100	490.3		3,700.00	000100	1.0
	1,600.00	001900	55.0		3,900.00	000100	5.6
	1,600.00	020800	109.6		3,900.00	016900	3.6

**TABLE 8: BASE PRICE PAID TO GROWERS FOR GRAPES CRUSHED AND DELIVERED TO CALIFORNIA PROCESSORS
FROM THE 2024 CROP WITH BRIX FACTORS AND PURCHASED TONNAGE, BY TYPE, VARIETY, REPORTING DISTRICT
WHERE GROWN, AND WEIGHTED AVERAGE BASE PRICE**

District, Type, and Variety	Base Price	Brix	Tons	District, Type, and Variety	Base Price	Brix	Tons
	Per Ton	Factors			Per Ton	Factors	
	Dollars	Code ¹			Dollars	Code ¹	
DISTRICT 1 (Cont'd)					2,200.00	000100	3.1
Chenin Blanc (Cont'd)	4,000.00	007900	1.0		2,500.00	013100	3.3
	5,000.00	000100	2.3	Wtd. Avg. Base & Total Tons	1,306.62		104.2
Wtd. Avg. Base & Total Tons	2,237.96		124.6				
Falaghina Greco	2,000.00	000100	1.2	Pinot Gris *	1,850.00	008100	5.2
	3,000.00	000100	1.6		1,900.00	000100	3.2
	3,850.00	000100	3.6		2,000.00	000100	16.0
	3,900.00	000100	1.0		2,200.00	000100	30.3
Wtd. Avg. Base & Total Tons	3,372.97		7.4		2,400.00	000100	11.2
French Colombard	1,100.00	000100	6.5		2,600.00	000100	3.3
	1,157.73	000100	25.0		2,800.00	000100	1.8
	1,200.00	000100	5.9		3,000.00	015500	1.9
	1,500.00	000100	4.0		3,200.00	000100	6.5
	1,500.00	009000	4.3	Wtd. Avg. Base & Total Tons	2,331.18	008100	4.3
	1,700.00	000100	1.1				83.7
Wtd. Avg. Base & Total Tons	1,228.49		46.8	Ribolla Gialla *	2,800.00	000100	4.6
Gewurztraminer	1,900.00	000100	3.1	Wtd. Avg. Base & Total Tons	2,800.00		4.6
	1,950.00	008100	1.8	Roussanne	1,900.00	019100	1.5
	1,974.83	000100	34.1		2,000.00	000100	3.3
	1,975.00	011300	2.0		2,200.00	000100	0.9
	2,300.00	000100	2.6		2,500.00	000100	4.2
	2,400.00	000100	8.1		4,692.00	019000	3.8
	2,500.00	000100	21.0		4,747.55	000100	2.8
	2,600.00	000100	4.3	Wtd. Avg. Base & Total Tons	3,215.32		16.5
	2,800.00	017200	4.5	Sauvignon Blanc *	300.00	000100	2.7
	2,800.00	020800	1.3		500.00	024500	90.0
Wtd. Avg. Base & Total Tons	2,246.76		82.8		750.00	013400	2.5
Grenache Blanc *	2,200.00	000100	0.8		1,000.00	000100	55.3
	3,900.00	000100	1.0		1,000.00	013100	12.8
Wtd. Avg. Base & Total Tons	3,144.44		1.8		1,000.00	015500	23.7
Grenache Gris *	3,800.00	000100	10.1		1,100.00	000100	146.5
Wtd. Avg. Base & Total Tons	3,800.00		10.1		1,100.00	024500	86.2
Gruner Veltliner	2,400.00	000100	15.7		1,179.90	024500	24.3
Wtd. Avg. Base & Total Tons	2,400.00		15.7		1,200.00	000100	254.7
Malvasia Bianca	2,200.00	011300	0.8		1,200.00	015500	72.4
Wtd. Avg. Base & Total Tons	2,200.00		0.8		1,299.81	024500	26.2
Marsanne	1,900.00	019100	1.5		1,300.00	000100	227.8
	2,000.00	000100	4.2		1,300.00	013400	97.3
	2,200.00	000100	1.4		1,300.00	024500	37.8
	2,500.00	000100	4.6		1,400.00	000100	70.4
Wtd. Avg. Base & Total Tons	2,207.69		11.7		1,400.00	013400	48.4
Muscat Blanc *	200.00	013600	13.3		1,400.00	024500	204.6
	350.00	000100	3.9		1,450.00	013600	43.7
	800.00	000100	3.9		1,450.00	024500	66.3
	800.00	013600	3.4		1,462.86	015700	81.7
	850.00	000100	63.3		1,500.00	000100	113.3
	1,000.00	000100	13.2		1,500.00	013400	97.6
	1,084.75	000100	3.0		1,500.00	024500	240.7
	1,600.00	000100	7.7		1,550.00	000100	131.0
Wtd. Avg. Base & Total Tons	827.61		111.7		1,600.00	000100	194.1
Muscat Orange	2,000.00	011100	1.4		1,600.00	015500	99.4
Wtd. Avg. Base & Total Tons	2,000.00		1.4		1,650.00	000100	4.7
Picpoul Blanc	3,000.00	000100	1.5		1,700.00	017000	131.3
	4,400.00	007900	1.0		1,743.44	000100	64.4
	4,416.32	000100	1.4		1,750.00	000100	99.0
Wtd. Avg. Base & Total Tons	3,867.40		3.9		1,784.34	000100	85.3
Pinot Blanc	500.00	024500	0.5		1,800.00	000100	36.2
	1,000.00	000100	52.5		1,800.00	010900	17.5
	1,350.00	013100	15.5		1,800.00	017000	57.1
	1,465.00	017600	13.0		1,850.00	000100	19.2
	1,500.00	011300	2.0		1,900.00	000100	25.6
	1,700.00	000100	10.8		2,000.00	000100	34.9
	2,000.00	000100	3.5		2,000.00	009100	6.1
					2,000.00	013100	14.2
					2,000.00	013400	4.0
					2,100.00	000100	51.4
					2,250.00	000100	6.3
					2,300.00	000100	8.5
					2,300.00	017000	4.0
					2,400.00	010800	1.6
					2,500.00	000100	14.6
					2,700.00	000100	18.3

**TABLE 8: BASE PRICE PAID TO GROWERS FOR GRAPES CRUSHED AND DELIVERED TO CALIFORNIA PROCESSORS
FROM THE 2024 CROP WITH BRIX FACTORS AND PURCHASED TONNAGE, BY TYPE, VARIETY, REPORTING DISTRICT
WHERE GROWN, AND WEIGHTED AVERAGE BASE PRICE**

District, Type, and Variety	Base Price	Brix	Tons	District, Type, and Variety	Base Price	Brix	Tons
	Per Ton	Factors			Per Ton	Factors	
	Dollars	Code ¹			Dollars	Code ¹	
DISTRICT 1 (Cont'd)					2,312.12	017800	3.2
Sauvignon Blanc * (Cont'd)	2,800.00	009300	5.8		2,800.00	000100	22.2
	2,800.00	010900	3.0	Wtd. Avg. Base & Total Tons	2,396.18		42.2
	2,800.00	013100	3.0				
	3,415.50	000100	2.2	Cabernet Franc	1,850.00	000100	18.2
	4,000.00	000100	4.0		2,240.00	000100	1.0
Wtd. Avg. Base & Total Tons	1,457.77		3,273.6		3,000.00	000100	1.3
					4,300.00	017400	3.0
Semillon	1,500.00	000100	2.0		4,692.00	020800	5.7
	1,920.00	000100	1.5		4,800.00	000100	1.3
	2,100.00	000100	25.9	Wtd. Avg. Base & Total Tons	2,809.65		30.5
	2,200.00	000100	3.9				
	2,200.00	010800	1.1	Cabernet Sauvignon	200.00	013600	12.9
	2,250.00	000100	2.1		500.00	000100	1.1
Wtd. Avg. Base & Total Tons	2,082.05		36.5		530.00	000100	108.1
					800.00	013600	6.8
St. Emilion *	2,800.00	000100	3.1		1,000.00	000100	348.2
Wtd. Avg. Base & Total Tons	2,800.00		3.1		1,000.00	021500	9.8
					1,100.00	000100	48.0
Tocai Friulano	1,750.00	000100	20.9		1,400.00	000100	16.7
	2,000.00	000100	3.9		1,500.00	000100	1.8
	2,800.00	000100	2.2		1,600.00	000100	58.9
	2,817.00	008100	4.5		1,600.00	024800	91.9
Wtd. Avg. Base & Total Tons	2,006.71		31.5		1,700.00	024800	109.2
					1,800.00	000100	174.2
Vermentino *	1,800.00	000100	23.6		1,800.00	017200	0.2
	2,000.00	000100	5.4		1,800.00	021500	2.0
	2,050.00	000100	4.1		1,850.00	000100	114.3
	2,200.00	000100	1.0		1,850.00	026800	21.2
	2,800.00	000100	7.3		1,900.00	000100	52.4
	3,700.00	000100	1.6		1,950.00	024800	177.6
	4,080.00	000100	2.4		1,975.00	000100	67.4
Wtd. Avg. Base & Total Tons	2,203.46		45.4		2,000.00	000100	54.1
					2,000.00	024500	48.8
Viognier	500.00	024500	17.7		2,000.00	024800	642.7
	1,450.00	000100	67.2		2,033.88	026800	20.4
	1,475.00	000100	3.3		2,050.00	000100	54.5
	1,550.00	000100	20.5		2,050.00	024800	71.5
	1,800.00	000100	3.2		2,100.00	000100	149.2
	1,850.00	021000	42.9		2,140.21	017800	179.0
	1,900.00	000100	4.6		2,145.42	000100	54.1
	2,000.00	000100	9.2		2,145.42	024500	26.7
	2,100.00	017400	5.0		2,200.00	024500	404.5
	2,150.00	000100	1.8		2,200.00	024800	97.5
	2,200.00	000100	3.1		2,300.00	000100	24.0
	2,600.00	000100	1.6		2,350.00	027100	84.4
	4,300.00	000100	2.3		2,353.37	000100	42.8
	4,747.55	000100	1.0		2,400.00	000100	148.0
Wtd. Avg. Base & Total Tons	1,609.51		183.4		2,433.94	000100	100.3
					2,440.21	000100	30.2
White Riesling *	1,800.00	000100	1.0		2,450.00	024500	0.9
	2,500.00	000100	24.8		2,488.69	000100	15.6
	2,600.00	000100	25.1		2,524.50	001900	34.4
	2,800.00	000100	15.3		2,550.00	027100	72.4
	2,900.00	000100	4.2		2,585.10	002200	52.5
	3,000.00	000100	2.3		2,600.43	002200	13.7
	3,000.00	012775	2.1		2,751.83	024800	48.0
	3,063.00	011100	3.1		2,800.00	000100	1.6
	3,110.71	000100	4.1		2,900.00	024500	309.4
	3,300.00	000100	4.5		3,200.00	000100	1.2
Wtd. Avg. Base & Total Tons	2,709.59		86.5		3,979.87	000100	37.2
					4,000.00	000100	2.5
Other White Wine ²	1,700.00	000100	6.2		4,250.00	000100	5.5
	1,800.00	000100	0.4	Wtd. Avg. Base & Total Tons	2,016.85		4,250.3
	2,000.00	000100	0.8				
	2,800.00	000100	1.9	Carignane	200.00	013600	3.4
	3,900.00	000100	8.4		800.00	013600	29.4
Wtd. Avg. Base & Total Tons	2,877.97		17.7		1,350.00	000100	3.2
					1,500.00	000100	12.1
Wine Grapes (Red)					1,500.00	024800	31.7
Barbera	1,500.00	000100	1.1		1,600.00	000100	24.0
	1,600.00	000100	6.3		1,650.00	000100	20.3
	2,100.00	000100	8.5		1,700.00	000100	5.6
	2,200.00	000100	0.9		1,700.00	010900	5.3
					1,800.00	000100	3.0

TABLE 8: BASE PRICE PAID TO GROWERS FOR GRAPES CRUSHED AND DELIVERED TO CALIFORNIA PROCESSORS FROM THE 2024 CROP WITH BRIX FACTORS AND PURCHASED TONNAGE, BY TYPE, VARIETY, REPORTING DISTRICT WHERE GROWN, AND WEIGHTED AVERAGE BASE PRICE

District, Type, and Variety	Base Price	Brix	Tons	District, Type, and Variety	Base Price	Brix	Tons
	Per Ton	Factors			Per Ton	Factors	
	Dollars	Code ¹			Dollars	Code ¹	
DISTRICT 1 (Cont'd)							
Carignane (Cont'd)	1,800.00	011400	3.5	Malbec	1,850.00	000100	8.0
	1,800.00	013000	1.3		1,850.00	021500	1.0
	1,841.31	017800	2.1		2,039.76	017800	3.4
	1,850.00	000100	2.0		2,050.00	027100	43.5
	1,900.00	000100	4.0		2,700.00	000100	2.0
	1,900.00	011100	7.3		3,000.00	000100	1.5
	1,950.00	000100	2.4		4,692.00	020800	5.1
	2,000.00	000100	28.2	Wtd. Avg. Base & Total Tons	2,272.70		64.5
	2,000.00	011300	2.0	Mencia	4,300.00	000100	4.1
	2,000.00	016800	4.3	Wtd. Avg. Base & Total Tons	4,300.00		4.1
	2,000.00	024500	6.5	Merlot	1,000.00	000100	15.8
	2,014.30	000100	45.1		1,200.00	000100	62.5
	2,058.74	000100	10.9		1,300.00	000100	14.5
	2,100.00	000100	41.7		1,300.00	024500	158.5
	2,100.00	009300	3.6		1,375.00	000100	145.0
	2,100.00	017600	6.6		1,400.00	000100	29.4
	2,200.00	011300	0.5		1,400.00	024800	630.8
	2,500.00	000100	9.3		1,425.00	024800	285.4
	2,800.00	000100	8.4		1,450.00	024800	53.2
	2,825.00	000100	9.2		1,457.64	017800	82.7
	3,000.00	000100	0.5		1,459.51	024500	87.6
Wtd. Avg. Base & Total Tons	1,813.98		337.4		1,550.00	000100	58.2
					1,550.00	020700	65.3
Charbono	800.00	013600	9.5		1,600.00	000100	11.1
	2,000.00	000100	10.1		1,600.00	024800	67.3
Wtd. Avg. Base & Total Tons	1,418.37		19.6		1,800.00	013600	122.2
					1,850.00	000100	17.6
Cinsaut *	2,500.00	000100	1.8		1,850.00	021500	1.0
	3,047.00	000100	1.4		2,000.00	000100	1.8
Wtd. Avg. Base & Total Tons	2,739.31		3.2		2,100.00	000100	8.3
					2,240.00	000100	0.7
Counoise	2,500.00	000100	1.8	Wtd. Avg. Base & Total Tons	1,441.15		1,918.9
	2,500.00	017200	1.5	Meunier *	2,500.00	000100	5.1
	3,047.00	000100	2.3		4,100.00	000100	1.9
	4,692.00	020700	2.2	Wtd. Avg. Base & Total Tons	2,934.29		7.0
Wtd. Avg. Base & Total Tons	3,279.55		7.8	Montepulciano	1,130.00	021000	2.2
					2,500.00	000100	0.9
Dolcetto	2,800.00	000100	20.9		2,800.00	000100	16.6
Wtd. Avg. Base & Total Tons	2,800.00		20.9	Wtd. Avg. Base & Total Tons	2,599.80		19.7
Freisa	2,800.00	000100	3.4	Mourvedre *	2,550.00	000100	6.4
Wtd. Avg. Base & Total Tons	2,800.00		3.4		3,900.00	024500	1.9
					4,300.00	000100	2.1
Grenache *	1,300.00	013100	15.0		4,500.00	000100	1.1
	1,600.00	000100	20.2		4,692.00	022700	7.9
	1,800.00	000100	23.9	Wtd. Avg. Base & Total Tons	3,854.47		19.4
	1,900.00	000100	3.5	Nebbiolo	2,800.00	000100	6.5
	2,000.00	000100	39.3	Wtd. Avg. Base & Total Tons	2,800.00		6.5
	2,000.00	024500	4.0	Negroamaro	800.00	013600	4.2
	2,050.00	000100	1.0		2,800.00	000100	6.2
	2,200.00	000100	19.6	Wtd. Avg. Base & Total Tons	1,992.31		10.4
	2,500.00	000100	4.0	Nero D'avola *	2,200.00	000100	3.5
	2,500.00	013600	1.5		2,800.00	000100	10.5
	2,550.00	000100	1.1		3,950.00	000100	2.4
	2,600.00	022800	4.0	Wtd. Avg. Base & Total Tons	2,840.24		16.4
	2,600.00	024800	42.4	Petit Verdot	1,850.00	000100	21.5
	2,650.00	000100	5.3		2,240.00	000100	0.7
	2,750.00	003200	37.1		2,330.45	017800	3.0
	2,800.00	000100	9.7	Wtd. Avg. Base & Total Tons	1,918.03		25.2
	3,000.00	000100	1.4	Petite Sirah	500.00	000100	54.5
	3,500.00	020800	4.6		1,000.00	000100	40.8
	3,900.00	000100	2.0		1,200.00	013600	12.7
	3,900.00	024500	1.7		1,500.00	000100	0.3
	4,300.00	000100	1.8		1,600.00	000100	4.6
	4,343.00	000100	3.9		1,600.00	024800	38.2
	4,350.00	024500	2.0		1,700.00	000100	18.2
	4,500.00	000100	2.5				
	4,692.00	020800	6.4				
Wtd. Avg. Base & Total Tons	2,415.94		257.9				
Grignolino	2,520.00	000100	2.6				
Wtd. Avg. Base & Total Tons	2,800.00	000100	2.3				
	2,651.43		4.9				

**TABLE 8: BASE PRICE PAID TO GROWERS FOR GRAPES CRUSHED AND DELIVERED TO CALIFORNIA PROCESSORS
FROM THE 2024 CROP WITH BRIX FACTORS AND PURCHASED TONNAGE, BY TYPE, VARIETY, REPORTING DISTRICT
WHERE GROWN, AND WEIGHTED AVERAGE BASE PRICE**

District, Type, and Variety	Base Price	Brix	Tons	District, Type, and Variety	Base Price	Brix	Tons
	Per Ton	Factors			Per Ton	Factors	
	Dollars	Code ¹			Dollars	Code ¹	
DISTRICT 1 (Cont'd)					4,279.29	000100	4.5
Petite Sirah (Cont'd)	1,800.00	000100	6.5		4,335.64	000100	12.9
	1,850.00	000100	1.0		4,500.00	000100	19.2
	1,850.00	024800	29.2		4,500.00	017200	3.1
	1,900.00	000100	89.0		4,500.00	024500	1.4
	1,900.00	013600	4.1		4,600.00	000100	1.4
	1,950.00	000100	24.2		4,700.00	021000	24.1
	2,000.00	000100	24.4		4,750.00	000100	14.0
	2,100.00	000100	11.5		4,800.00	011100	2.2
	2,200.00	000100	26.8		4,850.00	000100	1.7
	2,212.15	017800	3.4		4,900.00	013400	0.8
	2,250.00	000100	4.6		4,961.00	000100	6.7
	2,275.00	000100	6.9		5,000.00	000100	112.1
	2,396.98	000100	10.9		5,000.00	017200	3.9
	2,650.00	000100	6.5		5,000.00	017400	3.1
	2,950.00	003200	33.3		5,000.00	022900	6.7
	3,000.00	000100	5.8		5,000.00	024500	9.8
	3,213.34	025100	25.0		5,050.00	000100	3.3
	3,271.00	029620	49.5		5,100.00	013400	2.1
	3,300.00	000100	10.5		5,200.00	000100	3.0
Wtd. Avg. Base & Total Tons	1,984.10		542.4		5,200.00	020800	3.3
					5,237.43	000100	8.6
Pinot Noir *	200.00	000100	54.3		5,399.00	000100	7.7
	375.00	013600	13.3		5,500.00	000100	24.4
	900.00	015900	0.1		5,500.00	017200	1.8
	1,000.00	000100	101.5		5,500.00	021000	3.9
	1,000.00	008900	3.2		5,500.00	024500	4.3
	1,000.00	024500	6.4		5,600.00	000100	3.3
	1,200.00	000100	17.7		5,678.00	000100	228.3
	1,250.00	000100	248.2		5,700.00	000100	2.4
	1,700.00	000100	18.2		6,000.00	000100	16.8
	1,700.00	021000	65.3		6,000.00	017900	4.1
	1,750.00	021000	25.1		6,000.00	018900	6.2
	1,800.00	000100	79.9		6,250.00	000100	22.2
	1,840.00	026800	83.3		6,500.00	000100	8.6
	2,000.00	000100	95.1		6,500.00	021200	4.6
	2,000.00	026800	48.9		6,700.00	000100	31.3
	2,012.94	017800	18.3		6,800.00	000100	25.6
	2,080.00	000100	97.9		6,800.00	017000	1.5
	2,100.00	000100	2.1		6,800.00	022700	1.6
	2,100.00	009300	5.4		6,900.00	000100	3.1
	2,100.00	013400	1.4		7,000.00	000100	35.5
	2,200.00	000100	9.7		7,200.00	000100	35.9
	2,200.00	013600	5.3		7,350.00	000100	3.7
	2,300.00	000100	1.1		7,400.00	000100	10.6
	2,300.00	017400	26.9		7,460.00	017600	4.1
	2,500.00	000100	38.4		7,500.00	000100	20.5
	2,500.00	008100	3.0		7,681.00	000100	8.4
	2,500.00	011300	1.0		7,717.50	000100	4.9
	2,503.13	000100	203.0		7,750.00	000100	12.7
	2,524.09	000100	1,019.3		7,957.00	000100	17.5
	2,700.00	000100	6.0		8,000.00	000100	4.2
	2,700.00	008650	16.8		8,124.99	000100	3.8
	2,750.00	024500	89.5		8,550.00	017800	3.5
	2,800.00	015900	0.4		9,775.00	000100	9.7
	2,878.29	000100	12.3	Wtd. Avg. Base & Total Tons	3,222.04		3,886.1
	3,000.00	000100	20.0				
	3,400.00	000100	12.7	Primitivo	1,645.88	017800	11.0
	3,500.00	000100	3.1		2,800.00	000100	0.8
	3,500.00	017200	3.1	Wtd. Avg. Base & Total Tons	1,724.13		11.8
	3,515.48	000100	60.7				
	3,554.00	000100	3.9	Refosco *	3,000.00	000100	1.3
	3,600.00	000100	84.4	Wtd. Avg. Base & Total Tons	3,000.00		1.3
	3,670.00	017400	41.6				
	3,800.00	000100	32.1	Sangiovese *	750.00	000100	5.5
	3,890.26	000100	20.2		1,000.00	000100	25.8
	3,900.00	000100	50.8		1,460.00	013600	29.5
	3,945.76	000100	5.9		1,700.00	010900	4.1
	3,978.39	000100	4.8		1,850.00	000100	1.1
	4,000.00	000100	55.8		2,000.00	013600	4.0
	4,100.00	000100	1.5		2,050.00	000100	1.7
	4,200.00	000100	11.6		2,176.34	017800	4.6
	4,200.00	001900	2.8		2,200.00	000100	19.4
	4,200.00	017900	8.0		2,200.00	021000	3.5
	4,200.00	021000	220.2		2,200.00	024500	2.1

**TABLE 8: BASE PRICE PAID TO GROWERS FOR GRAPES CRUSHED AND DELIVERED TO CALIFORNIA PROCESSORS
FROM THE 2024 CROP WITH BRIX FACTORS AND PURCHASED TONNAGE, BY TYPE, VARIETY, REPORTING DISTRICT
WHERE GROWN, AND WEIGHTED AVERAGE BASE PRICE**

District, Type, and Variety	Base Price	Brix	Tons	District, Type, and Variety	Base Price	Brix	Tons
	Per Ton	Factors			Per Ton	Factors	
	Dollars	Code ¹			Dollars	Code ¹	
DISTRICT 1 (Cont'd)					1,775.00	000100	104.6
Sangiovese * (Cont'd)	2,350.00	000100	27.5		1,800.00	000100	60.6
	2,500.00	000100	3.1		1,800.00	024500	30.6
	2,800.00	000100	26.5		1,800.00	025150	17.4
	3,047.00	000100	13.6		1,850.00	000100	114.8
	3,200.00	000100	8.7		1,900.00	017000	2.0
Wtd. Avg. Base & Total Tons	2,071.67		180.7		1,904.87	017800	15.9
					1,950.00	000100	2.5
Syrah *	300.00	013600	15.8		2,000.00	000100	77.2
	500.00	000100	35.0		2,015.71	000100	19.2
	900.00	017200	0.6		2,032.30	000100	18.3
	1,400.00	013800	111.5		2,050.00	000100	5.2
	1,400.00	016100	126.0		2,083.08	000100	74.9
	1,450.00	016100	154.3		2,100.00	000100	53.6
	1,460.00	013600	26.3		2,200.00	011300	0.6
	1,600.00	000100	40.4		2,225.00	000100	16.8
	1,750.00	000100	44.5		2,250.00	000100	56.0
	1,769.00	000100	15.2		2,500.00	013600	1.3
	2,000.00	000100	20.1		2,750.00	003200	37.3
	2,122.00	000100	13.5		2,800.00	024500	34.1
	2,200.00	020800	18.3		2,900.00	003200	14.0
	2,200.00	024500	2.9		3,000.00	000100	10.1
	2,300.00	000100	6.3		3,900.00	000100	20.8
	2,336.24	013600	5.2		4,200.00	000100	30.4
	2,950.00	003200	30.4		5,000.00	000100	7.2
	3,000.00	000100	5.9	Wtd. Avg. Base & Total Tons	1,905.61		1,208.1
	3,000.00	018900	0.9				
	3,250.00	000100	5.8	Other Red Wine ²	1,400.00	000100	3.6
	3,500.00	013600	2.0		1,900.00	010700	3.3
	3,500.00	020800	14.4		2,359.64	017800	0.6
	3,600.00	000100	3.9		2,500.00	000100	1.3
	3,900.00	024500	5.8		2,800.00	000100	2.2
	4,000.00	000100	3.8	Wtd. Avg. Base & Total Tons	2,012.34		11.0
	4,500.00	000100	1.9				
	4,500.00	013100	1.5	DISTRICT 2			
	4,692.00	020800	13.0	Wine Grapes (White)			
Wtd. Avg. Base & Total Tons	1,714.60		725.2	Albarino *	2,800.00	000100	1.0
Tannat	1,850.00	021500	1.4	Wtd. Avg. Base & Total Tons	2,800.00		1.0
Wtd. Avg. Base & Total Tons	1,850.00		1.4	Chardonnay *	964.97	000100	106.9
Tempranillo *	900.00	017200	1.1		1,100.00	024500	107.4
	1,400.00	000100	1.5		1,400.00	000100	160.7
Wtd. Avg. Base & Total Tons	1,188.46		2.6		1,600.00	000100	307.4
Tinta Cao	1,400.00	000100	1.0		1,700.00	013600	44.8
Wtd. Avg. Base & Total Tons	1,400.00		1.0		1,850.00	000100	10.1
Touriga Nacional *	1,400.00	000100	9.9		2,000.00	000100	14.0
Wtd. Avg. Base & Total Tons	1,400.00		9.9		2,400.00	001900	61.1
Trousseau *	3,900.00	000100	3.2	Wtd. Avg. Base & Total Tons	3,300.00	000100	2.0
Wtd. Avg. Base & Total Tons	3,900.00		3.2		1,490.91		814.4
Valdiguie *	1,900.00	000100	2.5	Chenin Blanc	1,250.00	000100	0.9
	1,900.00	010700	1.5		1,800.00	000100	62.9
	2,000.00	000100	1.6		2,000.00	000100	29.2
	2,100.00	000100	2.8	Wtd. Avg. Base & Total Tons	1,857.47		93.0
Wtd. Avg. Base & Total Tons	2,200.00	000100	1.0	Gewurztraminer	1,950.00	000100	48.1
	2,008.51		9.4	Wtd. Avg. Base & Total Tons	1,950.00		48.1
Zinfandel	500.00	000100	73.2	Grenache Blanc *	2,600.00	000100	0.8
	600.00	013600	5.4		2,600.00	021000	1.3
	800.00	000100	27.8	Wtd. Avg. Base & Total Tons	2,600.00		2.1
	800.00	013600	11.7	Marsanne	1,431.33	000100	11.6
	900.00	017200	0.8		2,000.00	000100	3.0
	1,000.00	000100	42.6	Wtd. Avg. Base & Total Tons	1,548.18		14.6
	1,300.00	024500	8.8	Muscat Blanc *	500.00	000100	5.3
	1,600.00	000100	55.7		800.00	000100	10.9
	1,600.00	010700	1.0		1,200.00	000100	3.3
	1,650.00	000100	104.4		1,300.00	000100	48.4
	1,650.00	021500	1.1		1,400.00	000100	2.0
	1,700.00	000100	10.9		1,600.00	000100	18.2
	1,750.00	000100	8.0		1,800.00	000100	18.1
	1,754.52	024800	31.3	Wtd. Avg. Base & Total Tons	1,344.16		106.2

TABLE 8: BASE PRICE PAID TO GROWERS FOR GRAPES CRUSHED AND DELIVERED TO CALIFORNIA PROCESSORS FROM THE 2024 CROP WITH BRIX FACTORS AND PURCHASED TONNAGE, BY TYPE, VARIETY, REPORTING DISTRICT WHERE GROWN, AND WEIGHTED AVERAGE BASE PRICE

District, Type, and Variety	Base Price	Brix	Tons	District, Type, and Variety	Base Price	Brix	Tons
	Per Ton	Factors			Per Ton	Factors	
	Dollars	Code ¹			Dollars	Code ¹	
DISTRICT 2 (Cont'd)					2,500.00	000100	20.0
Pinot Gris *	1,400.00	000100	81.4		3,000.00	000100	1.2
	1,550.00	015500	66.5	Wtd. Avg. Base & Total Tons	1,295.77		13,084.6
	1,800.00	013600	30.4				
Wtd. Avg. Base & Total Tons	1,524.14		178.3	Semillon	1,825.00	000100	3.1
				Wtd. Avg. Base & Total Tons	1,825.00		3.1
Roussanne	2,270.00	000100	28.0	Viognier	1,500.00	000100	1.5
Wtd. Avg. Base & Total Tons	2,270.00		28.0		1,600.00	013600	19.1
					1,800.00	000100	4.5
Sauvignon Blanc *	500.00	000100	1,289.9	Wtd. Avg. Base & Total Tons	1,629.88		25.1
	877.50	000100	219.9				
	900.00	000100	9.2	White Riesling *	1,350.00	000100	3.6
	900.00	009520	132.2		2,000.00	000100	10.7
	900.00	011100	807.8	Wtd. Avg. Base & Total Tons	1,836.36		14.3
	1,000.00	000100	169.8	Wine Grapes (Red)			
	1,017.00	017200	75.8	Alicante Bouschet *	2,000.00	000100	4.3
	1,050.00	000100	68.8	Wtd. Avg. Base & Total Tons	2,000.00		4.3
	1,056.56	000100	28.1				
	1,100.00	000100	611.6	Barbera	1,800.00	000100	6.7
	1,100.00	013400	49.3		2,000.00	000100	65.5
	1,100.00	024500	85.2	Wtd. Avg. Base & Total Tons	1,981.44		72.2
	1,150.00	011100	397.1				
	1,150.00	017200	465.3	Cabernet Franc	500.00	000100	16.9
	1,200.00	000100	260.6		2,000.00	000100	7.7
	1,200.00	011100	316.8		2,240.00	000100	24.5
	1,250.00	000100	3.2		2,400.00	000100	8.1
	1,300.00	000100	424.3		2,500.00	000100	56.6
	1,350.00	000100	1,145.6		2,650.00	021000	20.7
	1,363.50	000100	81.2		2,800.00	018100	23.0
	1,365.00	020800	812.0		3,000.00	020460	1.9
	1,365.00	024500	70.8		3,250.00	000100	1.9
	1,389.15	000100	198.9		4,300.00	000100	3.9
	1,400.00	000100	40.7	Wtd. Avg. Base & Total Tons	6,300.00	000100	3.2
	1,425.00	017400	1.4		2,421.20		168.4
	1,425.33	000100	826.6				
	1,450.00	000100	12.0	Cabernet Sauvignon	300.00	000100	775.3
	1,450.00	017000	128.1		400.00	000100	556.0
	1,470.00	013400	133.7		500.00	000100	1,321.8
	1,475.00	000100	79.5		550.00	000100	1,025.1
	1,486.14	001900	133.8		750.00	000100	300.8
	1,500.00	000100	578.3		1,200.00	000100	411.3
	1,500.00	017000	121.9		1,250.00	000100	6.0
	1,500.00	021000	85.2		1,500.00	000100	262.1
	1,500.00	024500	261.8		1,670.00	000100	115.2
	1,530.00	017200	99.1		1,800.00	000100	503.4
	1,550.00	013400	22.0		1,900.00	000100	84.9
	1,550.00	015500	64.1		1,925.00	000100	65.0
	1,600.00	000100	160.3		1,997.10	002300	54.7
	1,600.00	017000	62.3		2,000.00	000100	781.3
	1,600.00	017200	10.9		2,050.00	000100	254.8
	1,600.00	024500	4.7		2,100.00	000100	249.8
	1,648.00	015500	192.0		2,107.36	000100	84.3
	1,650.00	000100	120.0		2,116.93	000100	8.1
	1,650.00	015500	91.5		2,200.00	000100	175.0
	1,650.00	017000	189.9		2,240.00	000100	497.3
	1,700.00	000100	594.1		2,276.00	000100	156.5
	1,750.00	000100	199.2		2,321.88	000100	259.9
	1,750.00	013400	99.4		2,400.00	000100	219.8
	1,800.00	000100	42.9		2,500.00	000100	70.4
	1,800.00	013400	80.5		2,500.00	027100	303.7
	1,800.00	015300	85.9		2,550.00	000100	14.8
	1,850.00	000100	61.2		2,589.00	000100	20.6
	1,850.00	017000	260.9		2,600.00	000100	538.4
	1,900.00	000100	48.4		2,749.00	025000	411.7
	1,935.00	000100	193.6		2,768.06	000100	64.1
	2,000.00	000100	145.2		2,800.00	018100	233.7
	2,000.00	013600	5.3		2,814.00	001900	153.6
	2,000.00	017100	10.3		2,950.00	000100	134.8
	2,000.00	018900	15.2		3,000.00	000100	23.5
	2,020.00	000100	10.3		3,076.61	025100	282.3
	2,116.88	002200	40.2		3,195.52	000100	3.3
	2,200.00	000100	13.1		3,200.00	024800	44.1
	2,200.00	011100	2.9		3,250.00	000100	261.1
	2,328.55	002200	11.6				

TABLE 8: BASE PRICE PAID TO GROWERS FOR GRAPES CRUSHED AND DELIVERED TO CALIFORNIA PROCESSORS FROM THE 2024 CROP WITH BRIX FACTORS AND PURCHASED TONNAGE, BY TYPE, VARIETY, REPORTING DISTRICT WHERE GROWN, AND WEIGHTED AVERAGE BASE PRICE

District, Type, and Variety	Base Price	Brix	Tons	District, Type, and Variety	Base Price	Brix	Tons
	Per Ton	Factors			Per Ton	Factors	
	Dollars	Code ¹			Dollars	Code ¹	
DISTRICT 2 (Cont'd)					2,000.00	000100	152.9
Cabernet Sauvignon (Cont'd)	3,259.00	000100	128.2		2,800.00	018100	34.9
	3,276.00	000100	361.8		3,250.00	000100	14.7
	3,300.00	000100	2.3		4,000.00	022900	6.0
	3,400.00	000100	58.5	Wtd. Avg. Base & Total Tons	1,257.16		474.1
	3,500.00	000100	72.2				
	3,750.00	000100	22.4	Petite Sirah	500.00	000100	540.8
	3,953.50	000100	4.3		1,200.00	000100	42.3
	4,000.00	022900	19.4		1,500.00	000100	99.8
	4,135.00	000100	6.0		1,800.00	000100	3.7
	4,250.00	020800	10.3		1,800.00	013600	24.0
	5,000.00	000100	325.4		1,935.12	000100	8.6
Wtd. Avg. Base & Total Tons	1,804.15		11,739.3		1,936.69	000100	178.5
					2,020.00	018100	28.8
Carignane	2,000.00	000100	21.0		2,033.00	000100	69.4
Wtd. Avg. Base & Total Tons	2,000.00		21.0		2,067.00	002600	41.9
					2,193.00	017400	1.5
Charbono	4,000.00	000100	3.7		2,200.00	000100	60.2
Wtd. Avg. Base & Total Tons	4,000.00		3.7		2,240.00	000100	70.4
					2,300.00	000100	7.8
Cinsaut *	2,200.00	000100	7.1		2,400.00	000100	1.0
Wtd. Avg. Base & Total Tons	2,200.00		7.1		2,800.00	018100	76.7
					3,250.00	000100	17.7
Grenache *	1,500.00	000100	10.9		3,500.00	000100	4.8
	1,600.00	000100	69.3	Wtd. Avg. Base & Total Tons	1,386.48		1,277.9
	2,250.00	000100	10.8				
	2,250.00	025100	2.0	Pinot Noir *	1,550.00	000100	13.9
	2,266.00	000100	1.9		1,800.00	000100	4.0
	3,000.00	000100	3.4		2,200.00	000100	122.9
Wtd. Avg. Base & Total Tons	1,734.85		98.3		2,300.00	000100	113.2
					3,000.00	000100	8.8
Malbec	250.00	000100	148.4	Wtd. Avg. Base & Total Tons	2,229.39		262.8
	280.00	000100	68.0				
	500.00	000100	1.5	Primitivo	1,600.00	021800	1.0
	1,200.00	000100	54.2	Wtd. Avg. Base & Total Tons	1,600.00		1.0
	1,800.00	000100	6.4				
	2,200.00	000100	12.4	Sangiovese *	1,600.00	021800	2.9
	2,240.00	000100	22.1		2,200.00	000100	11.9
	2,250.00	000100	8.9	Wtd. Avg. Base & Total Tons	2,082.43		14.8
	2,800.00	000100	11.7				
	3,250.00	000100	14.6	Souzao	1,650.00	000100	3.3
	4,135.00	000100	3.2	Wtd. Avg. Base & Total Tons	1,650.00		3.3
Wtd. Avg. Base & Total Tons	921.18		351.4				
				Syrah *	1,200.00	000100	307.2
Merlot	1,500.00	000100	23.4		1,500.00	000100	4.4
	1,505.87	000100	3.4		1,850.00	000100	9.6
	1,650.00	013600	12.7		2,000.00	000100	54.1
	1,658.00	000100	23.0		2,023.00	000100	13.4
	2,050.00	000100	10.0		2,200.00	000100	115.4
	2,200.00	000100	32.2		2,300.00	020800	8.8
	2,240.00	000100	47.2		2,600.00	000100	5.8
	2,250.00	000100	99.0		3,250.00	000100	8.5
	2,800.00	018100	16.4	Wtd. Avg. Base & Total Tons	1,603.06		527.2
	3,250.00	000100	7.6				
	4,135.00	000100	3.1	Tempranillo *	700.00	000100	1.1
Wtd. Avg. Base & Total Tons	2,167.50		278.0		1,500.00	000100	2.0
					2,000.00	000100	41.4
Montepulciano	2,000.00	021500	2.0	Wtd. Avg. Base & Total Tons	1,945.39		44.5
	2,200.00	000100	8.0				
Wtd. Avg. Base & Total Tons	2,160.00		10.0	Teroldego	250.00	000100	25.4
					500.00	000100	1.8
Mourvedre *	1,600.00	000100	55.1	Wtd. Avg. Base & Total Tons	266.54		27.2
	2,400.00	000100	4.5				
	3,100.00	000100	3.4	Touriga Nacional *	2,000.00	000100	5.3
Wtd. Avg. Base & Total Tons	1,738.10		63.0	Wtd. Avg. Base & Total Tons	2,000.00	007600	20.3
					2,000.00		25.6
Negroamaro	1,600.00	021800	1.8				
Wtd. Avg. Base & Total Tons	1,600.00		1.8	Trousseau *	2,000.00	000100	1.9
					2,000.00	011100	13.0
Nero D'avola *	2,600.00	000100	13.9	Wtd. Avg. Base & Total Tons	2,000.00		14.9
Wtd. Avg. Base & Total Tons	2,600.00		13.9				
				Zinfandel	1,200.00	000100	168.3
Petit Verdot	250.00	000100	126.7		1,500.00	000100	349.9
	500.00	000100	110.9		1,800.00	000100	10.4
	1,200.00	000100	28.0		1,900.00	000100	44.9

**TABLE 8: BASE PRICE PAID TO GROWERS FOR GRAPES CRUSHED AND DELIVERED TO CALIFORNIA PROCESSORS
FROM THE 2024 CROP WITH BRIX FACTORS AND PURCHASED TONNAGE, BY TYPE, VARIETY, REPORTING DISTRICT
WHERE GROWN, AND WEIGHTED AVERAGE BASE PRICE**

District, Type, and Variety	Base Price	Brix	Tons	District, Type, and Variety	Base Price	Brix	Tons
	Per Ton	Factors			Per Ton	Factors	
	Dollars	Code ¹			Dollars	Code ¹	
DISTRICT 2 (Cont'd)					1,900.00	021200	91.3
Zinfandel (Cont'd)	2,000.00	000100	7.9		1,905.56	000100	2.8
	2,067.00	002600	91.8		1,947.50	000100	33.3
	2,200.00	000100	118.1		1,950.00	000100	217.8
	2,461.00	000100	1.0		1,950.00	014000	3.8
	2,500.00	000100	5.3		2,000.00	000100	607.2
	2,800.00	000100	2.8		2,000.00	017100	5.4
Wtd. Avg. Base & Total Tons	1,648.88		800.4		2,000.00	020800	131.8
					2,050.00	000100	55.8
Other Red Wine ²	1,200.00	000100	7.0		2,050.00	017200	4.4
	2,000.00	000100	2.0		2,050.00	020800	311.2
Wtd. Avg. Base & Total Tons	1,377.78		9.0		2,070.00	000100	249.5
					2,090.00	000100	15.2
DISTRICT 3					2,100.00	000100	391.5
Wine Grapes (White)					2,100.00	017600	38.2
Albarino *	2,000.00	009700	1.9		2,100.00	020800	135.0
	2,400.00	000100	4.9		2,100.00	021200	48.8
	2,500.00	000100	1.4		2,100.00	024500	260.3
	2,750.00	000100	2.2		2,115.00	017400	27.8
	2,850.00	017000	9.0		2,121.00	001900	29.6
	2,900.00	017600	7.7		2,150.00	000100	341.7
	2,997.35	000100	1.7		2,150.00	020800	48.2
	2,997.35	010900	1.9		2,175.46	000100	23.3
	3,400.00	011100	2.0		2,190.00	000100	102.9
	3,500.00	000100	10.3		2,200.00	000100	244.1
Wtd. Avg. Base & Total Tons	2,947.22		43.0		2,200.00	017200	21.0
					2,200.00	024500	85.3
Arneis	2,200.00	000100	6.6		2,205.00	020800	182.1
Wtd. Avg. Base & Total Tons	2,200.00		6.6		2,247.06	000100	274.7
					2,249.86	000100	7.9
Chardonnay *	400.00	022700	145.5		2,250.00	000100	136.3
	500.00	000100	75.4		2,250.00	024500	66.0
	500.00	024500	223.3		2,265.00	024500	50.2
	525.00	024500	238.6		2,273.45	017200	67.4
	544.01	024500	24.7		2,273.57	017200	59.8
	586.62	000100	83.8		2,274.29	017200	54.6
	600.00	000100	42.2		2,275.12	017200	144.9
	650.00	000100	253.6		2,276.68	000100	22.6
	700.00	000100	25.5		2,279.83	017200	13.9
	730.00	000100	7.4		2,285.00	000100	22.0
	775.00	000100	14.8		2,285.16	000100	107.8
	800.00	010600	14.6		2,285.66	000100	24.7
	943.00	000100	41.8		2,287.76	000100	19.1
	970.00	024500	37.8		2,289.68	000100	160.5
	1,000.00	000100	316.1		2,290.00	000100	275.3
	1,000.00	008150	4.3		2,294.15	017200	12.9
	1,200.00	000100	251.9		2,295.21	024500	22.6
	1,200.00	019100	2.3		2,300.00	000100	942.8
	1,200.06	000100	38.0		2,300.00	014000	1.9
	1,264.14	000100	46.0		2,300.00	017200	366.8
	1,300.00	000100	25.7		2,300.00	020800	116.5
	1,300.00	017400	24.0		2,300.00	024500	395.7
	1,375.00	024500	13.1		2,311.66	000100	7.8
	1,500.00	000100	855.4		2,324.18	017200	16.1
	1,500.00	002200	13.7		2,336.44	024500	1,427.5
	1,525.00	000100	1,135.5		2,350.00	000100	734.7
	1,550.00	000100	62.7		2,350.00	024500	124.3
	1,575.00	000100	457.5		2,375.00	000100	281.5
	1,600.00	000100	344.1		2,387.00	017200	46.8
	1,622.40	000100	196.1		2,398.69	000100	100.7
	1,650.00	013600	98.9		2,400.00	000100	588.9
	1,650.00	024300	8.2		2,400.00	002200	57.9
	1,700.00	000100	727.4		2,400.00	024500	929.3
	1,700.00	024500	2.7		2,403.37	020800	169.4
	1,750.00	000100	282.0		2,404.12	017200	302.8
	1,750.00	017200	143.1		2,408.24	024500	23.7
	1,750.00	020800	370.4		2,412.62	000100	21.0
	1,800.00	000100	473.0		2,413.03	017200	78.9
	1,800.00	001900	17.8		2,416.89	000100	56.4
	1,800.00	021200	65.1		2,420.29	017200	28.5
	1,820.00	019300	5.9		2,420.50	024500	85.2
	1,850.00	000100	608.3		2,426.00	000100	56.9
	1,875.00	000100	50.6		2,432.02	017200	35.4
	1,900.00	000100	758.2		2,450.00	000100	47.3
	1,900.00	017200	77.6		2,458.08	017200	52.3

**TABLE 8: BASE PRICE PAID TO GROWERS FOR GRAPES CRUSHED AND DELIVERED TO CALIFORNIA PROCESSORS
FROM THE 2024 CROP WITH BRIX FACTORS AND PURCHASED TONNAGE, BY TYPE, VARIETY, REPORTING DISTRICT
WHERE GROWN, AND WEIGHTED AVERAGE BASE PRICE**

District, Type, and Variety	Base Price	Brix	Tons	District, Type, and Variety	Base Price	Brix	Tons
	Per Ton	Factors			Per Ton	Factors	
	Dollars	Code ¹			Dollars	Code ¹	
DISTRICT 3 (Cont'd)					2,701.93	017200	107.6
Chardonnay * (Cont'd)	2,458.43	017200	56.0		2,705.94	017200	343.6
	2,477.15	000100	168.5		2,711.59	000100	49.4
	2,477.81	020800	34.9		2,715.72	000100	2.6
	2,483.57	000100	142.6		2,715.72	017200	105.8
	2,484.49	000100	4.9		2,731.96	017200	144.1
	2,484.95	000100	69.9		2,732.95	000100	25.1
	2,490.07	024500	102.2		2,745.36	000100	211.1
	2,491.42	017200	165.0		2,745.60	000100	141.6
	2,497.79	017200	125.9		2,747.57	017200	90.0
	2,500.00	000100	1,113.9		2,750.00	000100	102.8
	2,500.00	001900	104.2		2,750.00	011100	8.6
	2,500.00	010700	3.9		2,750.00	017200	83.0
	2,500.00	013100	0.9		2,759.12	000100	111.0
	2,500.00	017000	4.0		2,794.83	000100	39.6
	2,500.00	017200	481.3		2,795.00	000100	272.6
	2,500.00	024500	465.0		2,800.00	000100	524.7
	2,501.79	017200	97.8		2,800.00	013800	30.0
	2,502.00	024500	52.4		2,800.00	017200	107.8
	2,502.63	017200	31.6		2,800.00	017400	6.5
	2,509.97	024500	192.5		2,800.00	021000	42.3
	2,513.40	017200	139.2		2,800.00	024500	30.1
	2,514.07	017200	371.6		2,802.01	017200	400.1
	2,514.90	017200	73.7		2,810.01	017200	222.9
	2,525.95	000100	17.2		2,814.76	000100	32.0
	2,530.00	000100	8.0		2,816.13	017200	46.5
	2,530.00	017200	83.0		2,818.81	000100	11.4
	2,530.33	000100	27.3		2,819.45	000100	49.7
	2,540.57	000100	13.6		2,820.08	017200	99.9
	2,540.66	000100	14.3		2,844.09	017200	57.2
	2,540.75	000100	100.8		2,850.00	000100	94.7
	2,540.81	000100	28.7		2,850.00	002200	327.9
	2,540.82	000100	44.1		2,862.05	017200	51.8
	2,544.09	000100	23.4		2,864.43	017600	190.8
	2,544.09	024500	780.6		2,870.00	000100	76.0
	2,550.00	024500	49.5		2,875.00	000100	295.6
	2,552.93	024500	186.3		2,900.00	000100	204.7
	2,559.00	000100	4.5		2,900.00	001900	200.7
	2,559.00	013800	5.3		2,900.00	002000	68.0
	2,559.83	000100	3,303.9		2,900.00	013100	133.2
	2,559.87	000100	0.4		2,900.00	017200	118.6
	2,562.59	000100	9.5		2,900.00	020700	18.8
	2,563.00	000100	20.3		2,900.00	021000	41.6
	2,569.24	020800	42.5		2,900.00	024500	25.5
	2,575.00	001900	89.9		2,902.22	000100	7.8
	2,575.00	024500	75.9		2,906.91	017200	88.3
	2,581.79	017200	80.6		2,910.08	000100	22.3
	2,587.50	024500	295.2		2,914.09	017200	459.5
	2,600.00	000100	694.2		2,925.00	002000	1,702.4
	2,600.00	001900	75.9		2,925.00	024500	135.8
	2,600.00	017200	975.3		2,928.39	024500	43.6
	2,600.00	017400	18.5		2,931.08	017200	8.1
	2,600.00	017600	127.9		2,943.80	000100	49.0
	2,600.00	019100	85.9		2,950.51	017200	69.9
	2,600.00	024500	22.5		2,965.86	000100	331.9
	2,600.07	000100	299.9		2,970.52	000100	139.6
	2,601.86	017200	339.9		2,970.52	017600	114.7
	2,614.63	000100	155.8		2,975.66	000100	52.9
	2,621.34	017200	70.8		2,993.94	000100	20.4
	2,641.31	000100	21.5		3,000.00	000100	432.6
	2,644.00	000100	27.7		3,000.00	001900	10.2
	2,650.00	000100	108.3		3,000.00	010700	0.9
	2,650.00	001900	123.2		3,000.00	013100	0.7
	2,651.90	017200	81.4		3,000.00	015700	43.6
	2,652.25	000100	18.8		3,000.00	017200	35.9
	2,669.34	000100	19.2		3,000.00	017600	89.2
	2,671.29	024500	297.9		3,000.00	020700	24.9
	2,675.00	000100	47.8		3,000.00	022900	24.6
	2,675.13	017200	94.1		3,000.00	024500	31.9
	2,700.00	000100	218.3		3,014.57	017200	24.3
	2,700.00	001900	8.9		3,018.16	017200	48.6
	2,700.00	002200	108.1		3,021.52	017200	160.6
	2,700.00	017000	41.9		3,030.00	000100	5.7
	2,700.00	017200	655.8		3,036.58	000100	7.6
	2,700.00	017400	2.0		3,039.47	000100	146.4

**TABLE 8: BASE PRICE PAID TO GROWERS FOR GRAPES CRUSHED AND DELIVERED TO CALIFORNIA PROCESSORS
FROM THE 2024 CROP WITH BRIX FACTORS AND PURCHASED TONNAGE, BY TYPE, VARIETY, REPORTING DISTRICT
WHERE GROWN, AND WEIGHTED AVERAGE BASE PRICE**

District, Type, and Variety	Base Price	Brix	Tons	District, Type, and Variety	Base Price	Brix	Tons
	Per Ton	Factors			Per Ton	Factors	
	Dollars	Code ¹			Dollars	Code ¹	
DISTRICT 3 (Cont'd)					3,750.00	017400	3.0
Chardonnay * (Cont'd)	3,048.90	000100	6.2		3,750.00	020800	7.0
	3,050.00	001900	277.4		3,800.00	000100	77.3
	3,050.00	013100	29.5		3,878.00	000100	6.6
	3,060.00	000100	37.1		3,890.32	013100	9.4
	3,068.00	000100	32.8		3,900.00	000100	13.1
	3,071.84	000100	91.3		3,900.00	010900	2.1
	3,100.00	000100	98.8		3,900.00	019300	5.1
	3,100.00	001900	10.1		3,925.00	002000	169.5
	3,100.00	015700	7.0		3,932.00	000100	5.9
	3,100.00	017200	68.3		3,950.00	000100	2.5
	3,100.00	024500	100.1		3,955.68	000100	40.2
	3,125.00	000100	15.6		4,000.00	000100	138.5
	3,135.75	017200	58.5		4,000.00	015700	11.2
	3,150.00	000100	10.2		4,000.00	017100	3.9
	3,158.60	000100	5.9		4,000.00	019300	12.0
	3,175.15	017200	198.5		4,000.00	024500	5.3
	3,182.70	019500	55.0		4,017.00	000100	7.1
	3,183.46	017200	121.2		4,098.00	000100	8.6
	3,184.62	000100	103.1		4,100.00	015700	7.0
	3,199.79	000100	57.4		4,162.98	000100	16.3
	3,200.00	000100	293.1		4,164.00	024500	47.5
	3,200.00	002200	3.9		4,200.00	000100	21.9
	3,200.00	013100	22.1		4,200.00	001900	2.0
	3,200.00	017000	8.2		4,211.00	000100	19.2
	3,200.00	017200	50.2		4,213.00	000100	5.1
	3,200.00	022700	7.8		4,250.00	000100	46.8
	3,200.00	022800	10.0		4,250.00	015700	9.4
	3,202.29	017200	15.8		4,250.00	017600	30.7
	3,221.84	000100	10.2		4,268.00	000100	5.3
	3,232.00	000100	65.7		4,268.19	000100	125.6
	3,234.06	000100	22.7		4,290.94	001900	28.5
	3,250.00	000100	19.9		4,300.00	000100	39.2
	3,254.06	000100	7.5		4,300.00	017400	4.0
	3,270.00	000100	18.2		4,301.20	000100	16.4
	3,300.00	000100	144.8		4,378.78	000100	9.9
	3,300.00	019100	5.3		4,400.00	000100	10.0
	3,300.00	020700	19.4		4,410.00	000100	3.3
	3,300.00	024500	28.0		4,500.00	000100	82.4
	3,354.54	000100	21.2		4,500.00	006400	2.3
	3,400.00	000100	115.3		4,500.00	010110	2.0
	3,411.26	000100	49.7		4,500.00	010900	8.5
	3,430.00	000100	1.9		4,500.00	013100	19.3
	3,433.21	000100	1.5		4,500.00	013600	5.4
	3,434.46	000100	6.1		4,500.00	013800	3.1
	3,447.93	019500	8.0		4,500.00	017000	1.5
	3,450.00	000100	1.9		4,500.00	019100	2.0
	3,450.00	011100	2.1		4,586.00	015700	12.7
	3,485.00	000100	11.0		4,600.00	000100	10.1
	3,500.00	000100	150.1		4,600.00	013100	6.7
	3,500.00	001900	8.7		4,600.00	020800	20.7
	3,500.00	008150	2.9		4,635.00	024500	7.5
	3,500.00	008900	2.2		4,650.00	000100	11.8
	3,500.00	009500	3.5		4,650.00	013100	4.8
	3,500.00	009700	6.6		4,666.89	000100	13.5
	3,500.00	011400	3.0		4,673.00	000100	3.4
	3,500.00	013200	1.4		4,680.00	000100	11.5
	3,500.00	013400	2.0		4,683.35	000100	21.2
	3,500.00	017000	1.0		4,689.66	000100	29.0
	3,500.00	020800	7.4		4,700.00	000100	8.4
	3,500.00	024500	69.9		4,725.00	000100	3.1
	3,502.00	000100	4.2		4,750.00	000100	11.2
	3,575.00	000100	5.9		4,774.00	000100	12.5
	3,587.64	000100	5.6		4,774.05	017200	69.9
	3,600.00	000100	28.2		4,800.00	000100	53.6
	3,607.06	019500	24.4		4,800.00	015700	30.1
	3,642.61	000100	8.4		4,800.00	020600	41.9
	3,650.00	000100	6.1		4,800.00	020800	3.0
	3,654.00	000100	4.1		4,833.16	000100	21.5
	3,700.00	000100	32.7		4,850.00	000100	3.7
	3,700.00	003200	14.7		4,900.00	000100	5.6
	3,713.15	019500	15.5		4,900.00	011100	2.1
	3,746.04	000100	26.5		4,900.00	013400	5.3
	3,750.00	000100	7.2		4,950.00	000100	4.1
	3,750.00	013100	2.9		5,000.00	000100	148.5

TABLE 8: BASE PRICE PAID TO GROWERS FOR GRAPES CRUSHED AND DELIVERED TO CALIFORNIA PROCESSORS FROM THE 2024 CROP WITH BRIX FACTORS AND PURCHASED TONNAGE, BY TYPE, VARIETY, REPORTING DISTRICT WHERE GROWN, AND WEIGHTED AVERAGE BASE PRICE

District, Type, and Variety	Base Price	Brix	Tons	District, Type, and Variety	Base Price	Brix	Tons
	Per Ton	Factors			Per Ton	Factors	
	Dollars	Code ¹			Dollars	Code ¹	
DISTRICT 3 (Cont'd)							
Chardonnay * (Cont'd)	5,000.00	013100	4.2		8,000.00	000100	52.9
	5,013.26	000100	5.1		8,000.00	017400	3.1
	5,023.00	000100	6.3		8,304.00	000100	10.8
	5,086.41	000100	11.1		8,400.00	000100	1.8
	5,100.00	000100	14.8		8,500.00	000100	12.7
	5,137.00	000100	5.8		8,509.00	000100	10.1
	5,200.00	000100	24.7		8,700.00	000100	6.2
	5,200.00	001900	7.5		8,746.00	000100	5.9
	5,200.00	009400	4.0		8,900.00	020600	3.0
	5,200.00	015700	9.8		9,000.00	000100	12.0
	5,200.00	024300	3.9		9,000.00	008303	2.4
	5,250.00	000100	1.8		10,000.00	000100	9.6
	5,300.00	000100	38.8	Wtd. Avg. Base & Total Tons	10,142.02	000100	14.3
	5,300.00	017000	3.1		2,558.50		50,572.2
	5,305.00	013100	19.2	Chenin Blanc	1,411.00	009650	17.4
	5,360.52	000100	12.4		1,500.00	000100	7.9
	5,376.00	000100	6.9		1,650.00	000100	6.9
	5,400.00	000100	19.1		3,500.00	000100	8.1
	5,400.00	017400	3.4		3,800.00	000100	0.4
	5,427.63	000100	24.3	Wtd. Avg. Base & Total Tons	1,908.02		40.7
	5,434.00	011100	2.2				
	5,480.00	000100	8.0	Clairette Blanche	1,800.00	017000	0.5
	5,500.00	000100	190.0		4,346.00	013600	0.5
	5,500.00	002000	2.4	Wtd. Avg. Base & Total Tons	3,073.00		1.0
	5,500.00	013100	15.4				
	5,500.00	013600	10.5	Falaghina Greco	3,200.00	000100	1.4
	5,500.00	015300	2.9		4,000.00	011100	2.9
	5,500.00	016800	5.1	Wtd. Avg. Base & Total Tons	3,739.53		4.3
	5,500.00	017200	3.4				
	5,500.00	017400	9.2	Fiano	2,775.00	011300	1.7
	5,506.00	000100	5.0		3,090.16	000100	3.0
	5,512.79	000100	4.3		3,200.00	000100	5.5
	5,600.00	000100	26.2		4,000.00	000100	3.5
	5,700.00	000100	4.9		4,000.00	011100	1.7
	5,700.00	011400	1.7	Wtd. Avg. Base & Total Tons	3,401.82		15.4
	5,750.00	000100	4.3				
	5,777.43	000100	4.5	French Colombard	1,981.14	000100	27.8
	5,800.00	000100	16.7		2,800.00	000100	2.8
	5,850.00	000100	5.8	Wtd. Avg. Base & Total Tons	2,056.07		30.6
	5,900.00	000100	8.2				
	5,948.80	000100	8.4	Gewurztraminer	1,900.00	000100	23.5
	5,948.80	013100	12.0		2,000.00	000100	1.2
	6,000.00	000100	116.1		2,100.00	000100	1.9
	6,000.00	013600	7.4		2,100.00	013100	2.0
	6,100.00	000100	1.9		2,200.00	000100	8.2
	6,100.00	015700	4.6		2,369.00	000100	10.9
	6,150.00	000100	20.4		2,500.00	013100	0.5
	6,200.00	000100	14.0		2,581.00	000100	1.9
	6,200.00	013600	7.3		2,650.00	000100	6.5
	6,250.00	000100	1.9		3,882.00	000100	2.2
	6,257.06	000100	63.7		4,241.53	000100	4.1
	6,276.17	000100	10.5	Wtd. Avg. Base & Total Tons	2,359.49		62.9
	6,400.00	000100	1.9				
	6,400.00	013400	6.4	Gray Riesling *	3,000.00	000100	11.9
	6,450.00	000100	2.4		3,090.00	000100	2.0
	6,500.00	000100	83.4		3,100.00	000100	1.3
	6,500.00	015300	7.7		3,200.00	000100	1.5
	6,500.00	017200	10.3	Wtd. Avg. Base & Total Tons	3,036.53		16.7
	6,522.00	000100	1.8				
	6,700.00	015700	6.3	Grenache Blanc *	100.00	013400	2.0
	6,731.00	000100	10.9		171.25	000100	0.3
	6,800.00	000100	8.6		500.00	020800	0.9
	7,000.00	000100	33.5		1,500.00	017400	4.6
	7,100.00	000100	4.9		1,800.00	010900	0.5
	7,200.00	000100	4.2		2,000.00	000100	6.9
	7,210.00	000100	4.2		2,500.00	000100	1.4
	7,250.00	000100	9.2		2,500.00	010900	2.2
	7,324.49	000100	24.9		2,600.00	000100	5.1
	7,456.87	000100	12.5		2,800.00	000100	2.8
	7,500.00	000100	86.4		2,900.00	000100	11.9
	7,584.00	000100	5.0		2,950.00	000100	1.9
	7,592.88	000100	7.9		3,000.00	000100	2.5
	7,700.00	014000	2.3		3,100.00	000100	0.8
	7,800.00	000100	3.0		3,200.00	000100	4.8

**TABLE 8: BASE PRICE PAID TO GROWERS FOR GRAPES CRUSHED AND DELIVERED TO CALIFORNIA PROCESSORS
FROM THE 2024 CROP WITH BRIX FACTORS AND PURCHASED TONNAGE, BY TYPE, VARIETY, REPORTING DISTRICT
WHERE GROWN, AND WEIGHTED AVERAGE BASE PRICE**

District, Type, and Variety	Base Price	Brix	Tons	District, Type, and Variety	Base Price	Brix	Tons
	Per Ton	Factors			Per Ton	Factors	
	Dollars	Code ¹			Dollars	Code ¹	
DISTRICT 3 (Cont'd)					2,600.00	000100	4.0
Grenache Blanc * (Cont'd)	3,500.00	000100	6.9		3,275.00	002000	1.4
	3,500.00	013600	1.0	Wtd. Avg. Base & Total Tons	1,943.55		535.8
	4,346.00	013600	4.2				
	4,676.67	000100	5.1	Ribolla Gialla *	3,275.00	002000	9.3
Wtd. Avg. Base & Total Tons	2,851.22		65.8		3,300.00	000100	1.3
					4,000.00	000100	2.0
Grenache Gris *	1,800.00	010700	1.5	Wtd. Avg. Base & Total Tons	3,392.66		12.6
Wtd. Avg. Base & Total Tons	1,800.00		1.5				
				Roussanne	500.00	024300	2.1
Gruner Veltliner	2,700.00	000100	2.0		2,000.00	000100	2.7
	3,500.00	000100	3.7		2,500.00	000100	3.0
	3,500.00	017200	2.9		3,500.00	000100	12.4
Wtd. Avg. Base & Total Tons	3,313.95		8.6		3,500.00	013600	0.9
					3,901.00	000100	0.5
Malvasia Bianca	1,500.00	017800	2.3		3,924.00	000100	5.4
	4,000.00	000100	2.5		4,000.00	000100	6.1
Wtd. Avg. Base & Total Tons	2,802.08		4.8		4,346.00	013600	5.9
					4,500.00	013600	1.1
Marsanne	2,300.00	000100	3.0	Wtd. Avg. Base & Total Tons	18,745.81	000100	0.8
	2,500.00	000100	1.9		3,756.19		40.9
	2,915.00	000100	1.9				
	3,500.00	000100	13.4	Sauvignon Blanc *	500.00	000100	7.3
	3,833.00	000100	4.8		512.77	000100	12.8
	4,800.00	013600	4.0		800.00	000100	6.2
Wtd. Avg. Base & Total Tons	3,506.44		29.0		900.00	000100	22.5
					943.00	000100	31.0
Melon	2,200.00	000100	5.0		1,000.00	000100	32.3
	3,000.00	022900	4.5		1,000.00	013600	3.3
Wtd. Avg. Base & Total Tons	2,578.95		9.5		1,100.00	017000	85.7
					1,100.00	017200	57.0
Moscato Gaillo *	2,544.76	000100	5.9		1,200.00	000100	743.3
Wtd. Avg. Base & Total Tons	2,544.76		5.9		1,200.00	017200	13.0
					1,400.00	000100	64.4
Muscat Blanc *	1,900.00	010700	1.3		1,500.00	000100	29.4
	2,000.00	000100	7.1		1,535.36	024500	5.6
	2,304.15	000100	3.9		1,590.28	015700	110.8
	2,357.42	000100	36.0		1,600.00	000100	10.9
Wtd. Avg. Base & Total Tons	2,288.27		48.3		1,600.00	021200	22.8
					1,650.00	017000	69.3
Muscat Of Alexandria	6,300.00	000100	1.2		1,680.20	000100	23.2
Wtd. Avg. Base & Total Tons	6,300.00		1.2		1,700.00	000100	69.0
					1,711.01	000100	27.0
Palomino *	10,891.00	000100	3.9		1,750.00	013400	154.1
Wtd. Avg. Base & Total Tons	10,891.00		3.9		1,750.00	017000	260.7
					1,775.42	000100	75.8
Picpoul Blanc	2,700.00	000100	2.4		1,797.44	000100	23.1
	3,200.00	000100	2.2		1,800.00	000100	27.3
Wtd. Avg. Base & Total Tons	2,939.13		4.6		1,800.00	017000	197.5
					1,800.00	017400	7.0
Pinot Blanc	1,200.00	000100	0.5		1,800.00	021800	0.5
	1,600.00	000100	129.0		1,830.58	000100	37.1
	2,500.00	013600	5.3		1,850.00	000100	81.3
	2,700.00	000100	5.3		1,850.00	017000	443.7
	2,800.00	000100	0.6		1,850.00	020800	10.0
	2,868.26	000100	3.4		1,856.58	017000	35.0
	3,000.00	019300	2.1		1,875.00	013400	107.4
Wtd. Avg. Base & Total Tons	1,725.66		146.2		1,900.00	000100	218.9
					1,900.00	013400	42.6
Pinot Gris *	1,500.00	024500	41.0		1,900.00	017200	326.9
	1,850.00	000100	100.6		1,900.00	020800	28.5
	1,850.00	007900	40.7		1,915.62	000100	18.7
	1,900.00	000100	10.5		1,925.00	017000	50.3
	1,900.00	008200	39.9		1,948.52	000100	71.5
	1,981.57	000100	77.9		1,950.00	000100	275.2
	1,982.00	000100	36.8		1,954.07	013800	13.9
	2,000.00	000100	102.5		1,957.00	017000	101.9
	2,047.00	000100	16.1		1,957.00	024500	143.5
	2,100.00	013100	2.1		1,988.64	000100	10.4
	2,132.00	000100	2.2		2,000.00	000100	218.8
	2,183.50	021000	17.3		2,000.00	015700	110.9
	2,200.00	000100	38.1		2,000.00	017000	55.2
	2,500.00	000100	4.7		2,000.00	017200	29.1
					2,000.00	017400	3.5
					2,000.00	020800	59.4

**TABLE 8: BASE PRICE PAID TO GROWERS FOR GRAPES CRUSHED AND DELIVERED TO CALIFORNIA PROCESSORS
FROM THE 2024 CROP WITH BRIX FACTORS AND PURCHASED TONNAGE, BY TYPE, VARIETY, REPORTING DISTRICT
WHERE GROWN, AND WEIGHTED AVERAGE BASE PRICE**

District, Type, and Variety	Base Price	Brix	Tons	District, Type, and Variety	Base Price	Brix	Tons
	Per Ton	Factors			Per Ton	Factors	
	Dollars	Code ¹			Dollars	Code ¹	
DISTRICT 3 (Cont'd)					2,650.00	000100	51.6
Sauvignon Blanc *(Cont'd)					2,675.00	000100	9.1
	2,000.00	022800	21.4		2,700.00	000100	73.9
	2,000.00	024500	73.9		2,704.00	000100	2.6
	2,020.00	000100	31.3		2,750.00	011300	1.9
	2,034.23	000100	7.9		2,800.00	000100	18.8
	2,047.50	000100	43.4		2,800.00	017200	28.1
	2,047.50	017000	305.7		2,864.00	000100	7.1
	2,048.58	000100	32.3		2,912.00	017400	2.5
	2,048.58	013600	1.1		2,950.00	000100	13.3
	2,049.58	000100	25.0		2,950.00	011300	4.4
	2,050.00	001800	63.3		2,950.00	020800	12.0
	2,050.00	017000	23.8		3,000.00	000100	76.7
	2,051.07	000100	296.4		3,000.00	012600	2.1
	2,054.22	000100	1,747.4		3,000.00	013600	1.1
	2,056.20	000100	10.0		3,000.00	019300	5.4
	2,056.24	000100	326.4		3,000.00	022800	7.3
	2,094.00	000100	2.6		3,100.00	000100	3.4
	2,100.00	000100	394.2		3,100.00	008000	2.4
	2,100.00	015700	9.5		3,100.00	015500	2.7
	2,100.00	017200	165.1		3,100.00	017000	27.5
	2,121.00	000100	5.0		3,150.00	000100	8.0
	2,121.41	017200	5.1		3,150.00	013400	25.2
	2,122.00	000100	50.9		3,182.70	000100	11.1
	2,150.00	000100	47.4		3,183.00	000100	22.8
	2,150.00	010700	3.1		3,200.00	000100	3.7
	2,156.93	013200	2.2		3,250.00	000100	2.5
	2,156.93	013400	3.0		3,344.02	000100	3.7
	2,159.05	000100	51.0		3,400.00	000100	6.3
	2,171.50	001900	79.8		3,478.54	000100	10.0
	2,200.00	000100	103.9		3,500.00	000100	76.0
	2,200.00	001800	165.7		3,500.00	016800	3.8
	2,200.00	013400	28.6		3,500.00	017200	3.1
	2,200.00	015300	5.2		4,000.00	000100	6.5
	2,200.00	017200	75.7		4,250.00	000100	5.1
	2,200.00	024500	45.5		4,500.00	000100	10.3
	2,230.00	001900	51.5		4,852.61	000100	12.7
	2,250.00	000100	108.1		6,864.61	000100	3.1
	2,250.00	002200	25.5		7,173.50	000100	1.5
	2,253.00	000100	66.7	Wtd. Avg. Base & Total Tons	2,016.65		11,007.7
	2,300.00	000100	15.2				
	2,300.00	001800	69.5	Sauvignon Gris	1,982.97	000100	26.3
	2,300.00	001900	154.1		2,600.00	000100	1.1
	2,300.00	010900	2.5		2,650.00	000100	4.6
	2,300.00	011100	8.0		3,000.00	000100	5.9
	2,300.00	013400	1.9	Wtd. Avg. Base & Total Tons	2,240.16		37.9
	2,300.00	017000	55.3				
	2,306.37	000100	27.2	Sauvignon Vert *	2,402.22	000100	7.6
	2,350.00	000100	63.3	Wtd. Avg. Base & Total Tons	2,402.22		7.6
	2,350.00	013600	4.8				
	2,375.00	000100	19.7	Semillon	1,684.70	000100	22.8
	2,400.00	000100	41.4		2,000.00	000100	7.4
	2,400.00	001800	96.9		2,300.00	000100	1.2
	2,400.00	014000	18.8		2,500.00	000100	6.8
	2,400.00	017200	4.2		2,500.00	017400	1.4
	2,400.00	017400	4.2		2,650.00	000100	11.7
	2,400.00	024500	24.5		2,650.00	028400	0.9
	2,418.44	000100	17.9		2,781.00	000100	0.8
	2,450.00	017200	34.0		2,800.00	017000	1.1
	2,459.54	000100	44.2		2,823.00	000100	3.1
	2,464.00	000100	29.3		2,823.00	008100	67.2
	2,468.00	000100	9.2		2,851.00	000100	3.0
	2,500.00	000100	133.8		2,856.81	000100	61.1
	2,500.00	009500	2.8		2,944.14	000100	0.5
	2,500.00	017000	48.0		2,945.00	000100	15.2
	2,500.00	020800	3.6		3,000.00	000100	8.3
	2,545.14	000100	60.6		3,000.00	019300	0.6
	2,550.00	000100	28.2		3,105.77	000100	12.0
	2,567.78	000100	52.3		3,182.70	000100	2.3
	2,570.30	000100	5.6		3,500.00	022800	3.0
	2,600.00	000100	18.5		4,000.00	000100	2.2
	2,600.00	011400	5.6		4,000.00	013100	2.1
	2,625.00	000100	2.3		4,346.00	013600	1.8
	2,646.00	000100	51.9		4,400.00	000100	2.8
	2,648.00	000100	65.5		4,500.00	000100	2.1
	2,648.48	000100	22.5				

TABLE 8: BASE PRICE PAID TO GROWERS FOR GRAPES CRUSHED AND DELIVERED TO CALIFORNIA PROCESSORS FROM THE 2024 CROP WITH BRIX FACTORS AND PURCHASED TONNAGE, BY TYPE, VARIETY, REPORTING DISTRICT WHERE GROWN, AND WEIGHTED AVERAGE BASE PRICE

District, Type, and Variety	Base Price Per Ton Dollars	Brix Factors Code ¹	Tons	District, Type, and Variety	Base Price Per Ton Dollars	Brix Factors Code ¹	Tons
DISTRICT 3 (Cont'd)					5,470.57	000100	1.8
Semillon (Cont'd)	4,900.00	000100	0.7		7,592.88	000100	2.4
	4,989.69	000100	4.2	Wtd. Avg. Base & Total Tons	3,255.89		244.1
	5,000.00	000100	1.4				
	5,000.00	013400	0.8	White Riesling *	2,622.50	000100	2.6
Wtd. Avg. Base & Total Tons	2,844.80		248.5		2,800.00	000100	2.2
					2,800.00	008100	4.3
Symphony	1,500.00	000100	0.4		3,000.00	000100	5.9
Wtd. Avg. Base & Total Tons	1,500.00		0.4		3,004.00	000100	0.3
					3,375.00	000100	20.0
Tocai Friulano	3,100.00	008000	5.2		4,000.00	000100	9.4
	3,275.00	002000	2.5		4,250.00	000100	3.3
Wtd. Avg. Base & Total Tons	3,156.82		7.7	Wtd. Avg. Base & Total Tons	6,000.00	008303	0.5
					3,417.42		48.5
Verdejo	1,950.00	000100	0.9	Other White Wine ²	2,051.07	000100	7.0
Wtd. Avg. Base & Total Tons	1,950.00		0.9		2,300.00	000100	5.3
					2,500.00	000100	1.5
Verdelho	2,000.00	014400	1.2		2,600.00	000100	0.9
Wtd. Avg. Base & Total Tons	2,000.00		1.2		2,800.00	000100	7.2
					3,000.00	000100	4.3
Vermentino *	943.00	000100	5.1		3,025.00	002000	2.0
	1,800.00	024500	1.1		4,000.00	000100	5.6
	2,000.00	000100	5.5	Wtd. Avg. Base & Total Tons	4,250.00	000100	3.5
	2,000.00	014400	1.4		2,922.85		37.3
	2,250.00	000100	7.9	Wine Grapes (Red)			
	2,300.00	000100	28.3	Aglianico	400.00	017400	1.1
	2,475.00	000100	3.3		2,000.00	024300	0.4
	2,500.00	000100	6.6		3,000.00	000100	1.6
	2,622.54	000100	4.5		3,270.18	000100	2.0
	2,704.00	012300	1.5	Wtd. Avg. Base & Total Tons	4,200.00	000100	3.1
	2,800.00	000100	1.2		3,122.00		8.2
	3,200.00	000100	16.2	Aleatico	3,150.00	023100	14.5
Wtd. Avg. Base & Total Tons	2,411.37		82.6	Wtd. Avg. Base & Total Tons	3,150.00		14.5
Vernaccia	2,000.00	014400	1.5	Alicante Bouschet *	2,400.00	067952	1.3
Wtd. Avg. Base & Total Tons	2,000.00		1.5		2,750.00	000100	2.0
					3,000.00	000100	0.5
Viognier	1,600.00	000100	3.3		3,100.00	000100	4.5
	1,800.00	027800	2.0		3,350.00	000100	6.1
	2,200.00	000100	1.9		3,400.00	000100	6.1
	2,450.00	000100	2.1		3,500.00	000100	1.5
	2,500.00	000100	4.4		3,600.00	000100	37.6
	2,500.00	011100	1.9		3,700.00	000100	5.7
	2,500.00	013100	1.5		3,800.00	000100	27.4
	2,525.00	000100	3.6		4,000.00	000100	0.6
	2,532.38	000100	1.1		4,692.00	000100	1.0
	2,600.00	000100	0.2		10,891.00	000100	2.4
	2,880.90	000100	3.2	Wtd. Avg. Base & Total Tons	3,767.27		96.7
	2,900.00	000100	2.6				
	2,986.00	000100	6.9	Barbera	943.00	000100	5.1
	3,000.00	000100	19.6		1,750.00	000100	5.0
	3,000.00	019300	2.2		2,000.00	024500	0.7
	3,087.00	000100	12.4		2,200.00	000100	7.3
	3,089.57	000100	5.9		3,100.00	000100	4.9
	3,090.00	000100	19.9		3,200.00	000100	5.5
	3,100.00	013600	3.8		3,297.00	000100	2.4
	3,100.00	022600	2.3		3,399.28	000100	4.3
	3,125.13	000100	16.4		3,437.39	000100	8.6
	3,150.00	017600	14.6		3,500.00	000100	3.0
	3,200.00	000100	8.5		3,550.00	023100	8.6
	3,229.00	000100	19.8		3,700.00	023100	10.4
	3,250.00	000100	2.9		3,749.20	000100	5.3
	3,300.00	000100	2.9	Wtd. Avg. Base & Total Tons	4,000.00	000100	21.9
	3,398.53	025100	11.3		3,256.79		93.0
	3,399.00	000100	4.0	Cabernet Franc	400.00	000100	8.3
	3,500.00	000100	36.5		800.00	000100	1.7
	3,500.00	013600	0.2		1,000.00	000100	4.1
	3,600.00	021000	1.3		1,000.00	021800	2.2
	3,800.00	024500	1.8		1,400.00	000100	5.1
	3,900.00	000100	4.6		1,500.00	000100	0.1
	3,906.41	000100	4.1		1,800.00	000100	1.9
	4,000.00	000100	3.1				
	4,100.00	000100	1.2				
	4,158.97	000100	3.8				
	5,000.00	011300	2.1				

**TABLE 8: BASE PRICE PAID TO GROWERS FOR GRAPES CRUSHED AND DELIVERED TO CALIFORNIA PROCESSORS
FROM THE 2024 CROP WITH BRIX FACTORS AND PURCHASED TONNAGE, BY TYPE, VARIETY, REPORTING DISTRICT
WHERE GROWN, AND WEIGHTED AVERAGE BASE PRICE**

District, Type, and Variety	Base Price	Brix	Tons	District, Type, and Variety	Base Price	Brix	Tons
	Per Ton	Factors			Per Ton	Factors	
	Dollars	Code ¹			Dollars	Code ¹	
DISTRICT 3 (Cont'd)					500.00	027110	245.6
Cabernet Franc (Cont'd)	2,000.00	024600	1.3		575.00	000100	20.3
	2,000.00	027600	1.2		590.00	000100	1.3
	2,200.00	000100	0.4		600.00	000100	29.5
	2,250.00	000100	10.4		647.71	000100	6.2
	2,500.00	000100	8.1		650.00	000100	66.1
	2,500.00	014000	2.6		800.00	000100	26.3
	2,600.00	000100	12.5		800.00	028000	8.7
	2,700.00	000100	1.3		943.00	000100	9.6
	2,900.00	000100	20.4		1,000.00	000100	3,232.9
	3,000.00	000100	15.6		1,000.00	021500	13.9
	3,026.07	000100	13.9		1,200.00	000100	238.0
	3,100.00	000100	6.9		1,200.00	014400	3.7
	3,200.00	000100	9.1		1,400.00	000100	160.7
	3,200.00	014400	3.3		1,500.00	000100	144.5
	3,200.00	021500	3.6		1,500.00	021500	11.3
	3,248.00	000100	12.0		1,600.00	000100	211.6
	3,350.00	000100	0.9		1,700.00	021800	2.8
	3,383.03	000100	3.1		1,878.11	000100	53.0
	3,500.00	000100	5.0		1,879.80	000100	1.3
	3,506.52	000100	3.5		2,000.00	000100	46.0
	3,610.00	000100	39.9		2,000.00	025100	264.5
	3,700.00	000100	5.5		2,000.00	027800	7.7
	3,700.00	023100	4.5		2,150.00	000100	4.0
	3,750.00	000100	10.4		2,171.17	000100	125.4
	3,800.00	000100	4.9		2,200.00	000100	49.0
	3,900.00	000100	6.1		2,200.00	014400	1.4
	4,000.00	000100	61.7		2,200.00	024800	66.4
	4,000.00	017400	1.0		2,250.00	000100	292.1
	4,000.00	021000	4.6		2,286.44	000100	216.3
	4,000.00	022900	2.5		2,300.00	000100	15.2
	4,000.00	023100	11.7		2,300.00	024800	179.7
	4,034.00	021200	2.4		2,350.00	000100	6.5
	4,100.00	000100	6.8		2,400.00	000100	675.1
	4,200.00	000100	3.7		2,400.00	024800	253.5
	4,200.00	011300	4.8		2,433.98	000100	6.7
	4,360.00	000100	1.1		2,450.00	024800	605.9
	4,400.00	000100	1.0		2,467.50	000100	10.6
	4,432.12	000100	8.5		2,480.00	000100	2.2
	4,449.34	000100	2.9		2,483.40	000100	70.5
	4,500.00	000100	8.8		2,500.00	000100	448.5
	4,500.00	017400	1.5		2,500.00	002600	22.6
	4,575.84	000100	29.9		2,500.00	020800	4.0
	4,588.24	000100	4.8		2,500.00	021200	6.4
	4,800.00	027600	3.9		2,500.00	024500	14.6
	4,875.00	000100	9.5		2,518.00	000100	0.8
	4,981.08	000100	20.9		2,575.00	000100	68.7
	5,000.00	000100	34.0		2,600.00	000100	164.6
	5,000.00	013600	0.1		2,600.00	002600	16.4
	5,100.00	000100	3.1		2,600.00	024500	45.4
	5,300.00	024500	3.7		2,600.00	024800	247.1
	5,459.71	000100	2.6		2,600.00	025100	64.6
	5,500.00	000100	0.9		2,609.98	000100	24.6
	5,500.00	014000	1.6		2,611.64	000100	99.2
	5,500.00	017600	2.1		2,628.10	024800	84.8
	5,700.00	000100	3.0		2,645.00	000100	290.5
	6,000.00	000100	12.7		2,650.00	024800	370.2
	6,200.00	000100	6.1		2,656.01	024800	196.5
	6,300.00	000100	0.8		2,700.00	000100	16.4
	6,500.00	000100	2.8		2,700.00	024800	170.9
	6,800.00	000100	1.6		2,708.61	024500	52.7
	6,863.76	000100	10.2		2,723.18	000100	1.9
	7,000.00	000100	5.4		2,750.00	000100	142.6
	7,500.00	000100	1.3		2,750.00	024800	42.5
	7,977.11	000100	3.0		2,755.00	000100	138.5
	10,000.00	000100	8.3		2,769.86	000100	201.8
	10,500.00	002600	11.1		2,782.40	000100	107.8
	12,000.00	000100	1.6		2,800.00	000100	503.3
	12,083.19	000100	24.6		2,800.00	024500	45.8
	23,087.73	000100	0.7		2,813.77	000100	111.6
Wtd. Avg. Base & Total Tons	4,611.45		563.1		2,845.74	066325	20.0
					2,845.74	070535	27.2
Cabernet Sauvignon	400.00	025100	1.2		2,845.74	070647	85.8
	432.46	025100	2.9		2,850.00	000100	161.9
	500.00	000100	30.4		2,850.69	000100	72.3

TABLE 8: BASE PRICE PAID TO GROWERS FOR GRAPES CRUSHED AND DELIVERED TO CALIFORNIA PROCESSORS FROM THE 2024 CROP WITH BRIX FACTORS AND PURCHASED TONNAGE, BY TYPE, VARIETY, REPORTING DISTRICT WHERE GROWN, AND WEIGHTED AVERAGE BASE PRICE

District, Type, and Variety	Base Price	Brix	Tons	District, Type, and Variety	Base Price	Brix	Tons
	Per Ton	Factors			Per Ton	Factors	
	Dollars	Code ¹			Dollars	Code ¹	
DISTRICT 3 (Cont'd)					3,641.40	000100	4.7
Cabernet Sauvignon (Cont'd)	2,868.00	000100	1.6		3,667.58	000100	17.3
	2,869.00	021500	10.4		3,672.97	000100	14.4
	2,885.52	000100	20.8		3,673.73	000100	154.7
	2,892.75	000100	68.3		3,675.00	000100	22.9
	2,897.18	000100	13.4		3,681.04	000100	27.9
	2,897.20	000100	9.9		3,700.00	000100	43.9
	2,900.00	000100	552.2		3,700.00	003200	8.1
	2,928.84	000100	143.4		3,711.26	000100	25.4
	2,944.14	000100	687.3		3,749.20	000100	3.2
	2,944.14	024500	37.8		3,787.00	000100	20.4
	2,945.00	000100	31.7		3,800.00	000100	57.2
	2,950.00	000100	188.3		3,811.25	000100	54.0
	2,950.00	017200	5.4		3,826.80	000100	29.4
	2,969.85	000100	139.1		3,858.75	000100	5.0
	2,970.10	000100	17.0		3,872.29	000100	46.2
	2,980.00	000100	87.2		3,885.00	000100	87.6
	2,989.00	000100	18.4		3,900.00	000100	15.1
	3,000.00	000100	405.3		3,974.59	000100	110.6
	3,000.00	011400	0.9		3,987.79	000100	22.2
	3,000.00	020460	1.3		4,000.00	000100	260.6
	3,000.00	020900	3.6		4,000.00	017400	7.1
	3,000.00	021200	28.2		4,000.00	022900	34.7
	3,000.00	024500	141.3		4,000.00	024500	3.8
	3,000.00	025000	64.3		4,070.00	022900	8.4
	3,017.28	024500	9.3		4,086.16	000100	11.3
	3,034.05	000100	47.9		4,117.00	067981	7.2
	3,040.00	000100	38.5		4,132.94	000100	380.0
	3,050.00	000100	40.3		4,134.88	000100	48.9
	3,050.00	024500	75.2		4,161.60	000100	15.1
	3,058.30	000100	42.9		4,200.00	000100	56.0
	3,058.38	000100	1,125.0		4,200.00	021600	8.2
	3,061.44	020800	45.2		4,200.00	024300	1.4
	3,063.00	000100	2.8		4,200.00	027600	7.1
	3,070.57	000100	30.0		4,218.11	000100	12.4
	3,075.28	000100	17.9		4,232.94	000100	47.4
	3,092.25	000100	81.2		4,233.24	000100	44.4
	3,150.00	000100	33.4		4,243.60	000100	3.5
	3,165.00	000100	18.3		4,250.00	000100	7.6
	3,170.82	000100	98.6		4,267.78	000100	14.8
	3,183.62	000100	146.3		4,274.07	000100	36.2
	3,200.00	000100	503.0		4,412.79	000100	16.9
	3,200.00	014400	5.7		4,413.00	000100	23.6
	3,208.89	000100	194.9		4,441.06	000100	19.1
	3,221.72	000100	58.8		4,500.00	000100	432.0
	3,222.00	000100	442.0		4,500.00	013600	0.7
	3,238.55	024500	241.6		4,500.00	021000	0.9
	3,248.00	000100	25.0		4,500.00	024500	28.9
	3,250.00	000100	144.6		4,587.57	000100	49.5
	3,258.64	000100	107.4		4,600.00	000100	1.8
	3,270.00	000100	24.4		4,635.00	000100	60.7
	3,294.00	000100	33.0		4,700.00	000100	17.8
	3,300.00	000100	9.5		4,758.28	000100	16.5
	3,360.00	000100	132.7		4,774.05	000100	18.0
	3,367.58	000100	44.9		4,800.00	000100	4.3
	3,369.34	000100	20.3		4,959.00	000100	2.2
	3,385.82	024500	42.5		5,000.00	000100	173.2
	3,388.64	000100	67.3		5,000.00	003100	5.0
	3,393.15	000100	20.8		5,000.00	013600	8.9
	3,400.00	000100	109.3		5,000.00	021200	1.1
	3,401.26	000100	16.0		5,152.25	000100	62.0
	3,428.44	000100	57.6		5,250.00	000100	7.3
	3,433.32	000100	146.7		5,304.50	000100	14.8
	3,473.00	000100	75.1		5,463.00	000100	7.4
	3,500.00	000100	115.7		5,500.00	000100	35.1
	3,500.00	013600	52.5		5,500.00	017400	2.6
	3,500.00	013800	4.1		5,500.00	020600	2.6
	3,500.00	020460	0.7		5,500.00	025100	20.8
	3,517.50	000100	267.4		5,600.00	000100	3.4
	3,532.97	000100	280.1		5,750.00	000100	4.1
	3,550.00	000100	50.7		6,000.00	000100	64.2
	3,600.00	000100	40.7		6,000.00	017400	2.8
	3,600.00	003200	8.3		6,000.00	027560	5.8
	3,608.11	000100	74.8		6,100.00	000100	355.9
	3,628.82	000100	37.6		6,200.00	000100	7.0

**TABLE 8: BASE PRICE PAID TO GROWERS FOR GRAPES CRUSHED AND DELIVERED TO CALIFORNIA PROCESSORS
FROM THE 2024 CROP WITH BRIX FACTORS AND PURCHASED TONNAGE, BY TYPE, VARIETY, REPORTING DISTRICT
WHERE GROWN, AND WEIGHTED AVERAGE BASE PRICE**

District, Type, and Variety	Base Price	Brix	Tons	District, Type, and Variety	Base Price	Brix	Tons
	Per Ton	Factors			Per Ton	Factors	
	Dollars	Code ¹			Dollars	Code ¹	
DISTRICT 3 (Cont'd)				Carmenere	2,767.39	000100	6.4
Cabernet Sauvignon (Cont'd)	6,300.00	000100	4.8		3,500.00	000100	1.3
	6,365.00	000100	4.9	Wtd. Avg. Base & Total Tons	2,891.08		7.7
	6,365.40	000100	58.3	Cinsaut *	2,800.00	000100	1.1
	6,365.40	023400	22.2		3,012.84	000100	2.6
	6,500.00	000100	114.8		4,100.00	000100	2.9
	6,624.56	000100	2.6	Wtd. Avg. Base & Total Tons	4,300.00	000100	0.5
	6,700.00	000100	5.2		3,514.56		7.1
	6,700.00	020600	4.7	Counoise	235.00	000100	0.5
	6,798.00	000100	2.0		1,800.00	024300	0.5
	6,800.00	000100	18.5		2,613.79	000100	0.8
	6,800.00	025100	2.0	Wtd. Avg. Base & Total Tons	4,300.00	000100	0.9
	6,875.00	000100	5.1		2,584.64		2.7
	6,900.00	000100	3.3	Dolcetto	500.00	000100	5.0
	7,000.00	000100	38.4		2,832.00	000100	3.5
	7,000.00	029780	1.0		3,500.00	000100	4.2
	7,100.00	000100	2.5	Wtd. Avg. Base & Total Tons	2,134.80		12.7
	7,200.00	000100	9.3	Grenache *	250.00	000100	3.3
	7,300.00	000100	20.3		989.25	000100	2.0
	7,474.86	000100	6.8		1,000.00	000100	1.7
	7,500.00	000100	26.9		1,500.00	000100	8.2
	7,500.00	019625	3.1		1,500.00	017200	3.0
	7,700.00	000100	6.9		1,750.00	000100	7.1
	7,862.99	000100	4.9		1,800.00	014400	1.5
	8,000.00	000100	38.5		1,900.00	000100	23.3
	8,100.00	000100	1.9		2,000.00	027800	2.2
	8,500.00	000100	13.6		2,048.58	000100	1.9
	8,500.00	013800	3.1		2,100.00	000100	50.2
	8,500.00	025100	10.0		2,200.00	012175	5.3
	8,600.00	000100	15.1		2,334.66	000100	25.0
	9,000.00	024500	6.2		2,400.00	000100	4.0
	9,100.00	000100	3.0		2,500.00	000100	8.8
	9,199.86	000100	2.9		2,500.00	010900	0.6
	9,500.00	000100	5.0		2,500.00	017800	1.0
	10,000.00	000100	58.7		2,664.14	000100	2.6
	10,000.00	013600	6.5		2,685.00	000100	7.9
	10,000.00	017200	5.2		2,700.00	000100	26.3
	10,250.00	025100	14.5		2,728.38	000100	11.6
	10,468.13	000100	72.3		2,750.00	017200	2.9
	10,500.00	002600	15.7		2,750.00	025100	2.0
	13,000.00	000100	5.0		2,800.00	014400	0.5
	15,000.00	000100	4.3		2,900.00	024500	2.9
	18,190.00	000100	1.2		2,950.00	000100	3.0
	23,087.73	000100	2.3		3,000.00	000100	22.2
Wtd. Avg. Base & Total Tons	2,886.01		23,395.3		3,000.00	020600	6.2
Carignane	943.00	000100	10.6		3,100.00	023100	10.3
	1,800.00	000100	8.7		3,166.00	021000	1.0
	1,900.00	000100	14.8		3,166.04	000100	15.1
	2,100.00	000100	11.9		3,166.04	017200	2.3
	2,200.00	026800	3.6		3,167.00	000100	3.5
	2,400.00	000100	0.3		3,200.00	000100	14.5
	2,500.00	000100	21.2		3,200.00	023100	2.0
	2,600.00	000100	3.1		3,224.93	000100	6.0
	2,700.00	000100	22.7		3,234.50	000100	12.6
	2,750.00	000100	1.9		3,235.00	000100	2.1
	2,800.00	000100	18.4		3,250.00	000100	15.0
	2,800.00	014400	1.8		3,250.00	013400	2.0
	2,900.00	000100	0.8		3,300.00	000100	22.2
	3,000.00	000100	8.1		3,331.00	000100	28.2
	3,000.00	014400	3.1		3,500.00	000100	22.8
	3,044.75	000100	4.7		3,500.00	020800	0.7
	3,150.00	000100	17.5		3,500.00	021000	1.0
	3,200.00	000100	0.5		3,600.00	000100	3.7
	3,350.00	027100	10.6		3,750.00	000100	1.6
	3,500.00	000100	1.7		3,750.00	013600	6.5
	3,900.00	000100	4.5		3,800.00	000100	4.7
	4,000.00	000100	0.6		3,800.00	027600	4.6
	4,100.00	000100	5.4		4,000.00	000100	3.9
	4,500.00	000100	0.4		4,000.00	011300	1.3
	4,650.00	000100	0.4		4,000.00	011400	1.3
	5,000.00	000100	4.4		4,000.00	013600	1.3
	10,891.00	000100	4.7				
Wtd. Avg. Base & Total Tons	2,891.06		186.4				

**TABLE 8: BASE PRICE PAID TO GROWERS FOR GRAPES CRUSHED AND DELIVERED TO CALIFORNIA PROCESSORS
FROM THE 2024 CROP WITH BRIX FACTORS AND PURCHASED TONNAGE, BY TYPE, VARIETY, REPORTING DISTRICT
WHERE GROWN, AND WEIGHTED AVERAGE BASE PRICE**

District, Type, and Variety	Base Price	Brix	Tons	District, Type, and Variety	Base Price	Brix	Tons
	Per Ton	Factors			Per Ton	Factors	
	Dollars	Code ¹			Dollars	Code ¹	
DISTRICT 3 (Cont'd)					5,073.57	000100	4.7
Grenache * (Cont'd)	4,000.00	017400	2.2		6,800.00	000100	3.3
	4,000.00	024300	0.9		9,900.00	025100	1.1
	4,080.00	000100	2.7		10,000.00	000100	2.2
	4,100.00	021500	2.4	Wtd. Avg. Base & Total Tons	3,308.75		836.4
	4,200.00	000100	6.4				
	4,200.00	020800	3.0	Merlot	400.00	025100	1.1
	4,250.00	013600	6.0		500.00	000100	27.7
	4,300.00	000100	1.9		800.00	000100	2.4
	4,500.00	000100	12.6		1,000.00	000100	10.1
	4,500.00	013600	3.0		1,200.00	000100	103.9
	4,500.00	024800	3.7		1,300.00	000100	166.8
	4,500.00	028100	12.3		1,400.00	000100	16.0
	4,635.00	000100	2.9		1,500.00	000100	10.6
	4,650.00	000100	4.0		1,600.00	000100	100.7
	5,000.00	000100	2.6		1,650.00	000100	71.7
	5,000.00	013600	4.9		1,700.00	025100	178.2
	5,300.00	000100	20.0		1,750.00	000100	2.5
	5,300.00	013600	3.2		1,800.00	000100	13.6
	5,500.00	000100	8.8		1,800.00	024500	15.9
	6,000.00	000100	1.7		1,800.00	024800	130.4
	6,160.00	000100	0.6		1,800.00	027800	0.5
	7,500.00	013600	2.5		1,800.00	028000	3.0
	8,653.41	000100	11.2		1,845.74	000100	3.1
	9,000.00	000100	1.8		1,850.00	024800	52.8
	18,180.00	000100	2.0		1,875.59	000100	42.2
Wtd. Avg. Base & Total Tons	3,376.06		550.7		1,879.80	000100	10.0
					1,890.00	000100	11.6
Malbec	800.00	000100	0.5		1,900.00	000100	200.4
	1,000.00	000100	1.2		1,900.00	016800	2.4
	1,500.00	025100	1.1		1,900.00	024800	145.9
	1,800.00	000100	6.9		1,900.00	025100	8.1
	1,800.00	027800	1.9		1,950.00	000100	115.4
	2,000.00	000100	29.2		2,000.00	000100	204.6
	2,250.00	000100	16.1		2,000.00	024300	2.1
	2,266.00	000100	10.1		2,000.00	024500	20.7
	2,500.00	000100	12.9		2,000.00	024800	288.8
	2,500.00	024500	18.2		2,033.47	066325	68.3
	2,645.00	000100	45.5		2,091.00	021200	2.8
	2,700.00	000100	3.3		2,094.75	000100	8.0
	2,800.00	000100	71.9		2,097.98	024800	64.0
	2,800.00	023100	9.6		2,100.00	000100	91.6
	2,850.00	000100	22.8		2,100.00	024800	364.8
	2,900.00	000100	9.3		2,104.21	024800	133.3
	2,954.00	000100	1.7		2,150.00	000100	5.5
	2,992.50	000100	9.5		2,151.25	000100	171.9
	3,000.00	000100	25.5		2,160.31	024800	46.3
	3,000.00	014400	1.4		2,188.00	000100	12.6
	3,075.00	000100	10.3		2,200.00	000100	116.7
	3,100.00	000100	3.2		2,200.00	013600	2.5
	3,187.00	000100	4.7		2,200.00	024500	108.7
	3,200.00	000100	14.4		2,200.00	024800	223.5
	3,233.50	000100	4.6		2,205.73	000100	233.0
	3,234.00	021200	2.2		2,205.73	024800	241.5
	3,294.24	000100	4.3		2,246.63	000100	18.6
	3,343.00	000100	1.9		2,250.00	000100	156.2
	3,382.38	000100	228.3		2,263.19	024800	139.8
	3,500.00	000100	18.5		2,279.00	000100	9.2
	3,500.97	000100	12.3		2,300.00	000100	96.5
	3,540.13	000100	16.6		2,300.00	003200	41.7
	3,548.18	000100	4.2		2,300.00	017400	3.2
	3,600.00	000100	73.6		2,334.00	000100	1.9
	3,605.00	000100	3.0		2,357.00	000100	2.6
	3,739.00	000100	0.3		2,400.00	000100	81.9
	3,800.00	000100	2.1		2,400.00	024500	3.5
	4,000.00	000100	45.0		2,415.00	024500	50.5
	4,000.00	022900	6.8		2,426.68	000100	2.8
	4,149.33	000100	2.2		2,451.75	000100	22.5
	4,152.19	014100	2.6		2,500.00	000100	28.1
	4,227.98	000100	14.1		2,501.13	000100	28.7
	4,300.00	000100	2.0		2,550.00	000100	2.0
	4,500.00	000100	23.8		2,600.00	000100	31.3
	4,800.00	000100	4.2		2,600.00	024800	13.6
	4,868.02	000100	18.6		2,625.00	000100	1.5
	5,000.00	000100	2.7		2,675.00	000100	141.4

TABLE 8: BASE PRICE PAID TO GROWERS FOR GRAPES CRUSHED AND DELIVERED TO CALIFORNIA PROCESSORS FROM THE 2024 CROP WITH BRIX FACTORS AND PURCHASED TONNAGE, BY TYPE, VARIETY, REPORTING DISTRICT WHERE GROWN, AND WEIGHTED AVERAGE BASE PRICE

District, Type, and Variety	Base Price	Brix	Tons	District, Type, and Variety	Base Price	Brix	Tons
	Per Ton	Factors			Per Ton	Factors	
	Dollars	Code ¹			Dollars	Code ¹	
DISTRICT 3 (Cont'd)							
Merlot (Cont'd)	2,675.00	027100	112.1		3,809.32	000100	1.2
	2,700.00	000100	14.9		3,829.34	000100	6.0
	2,706.00	000100	15.0		4,000.00	000100	6.0
	2,736.69	000100	6.6		4,000.00	013600	3.9
	2,740.00	000100	5.6		4,009.00	000100	16.3
	2,750.00	000100	1.0		4,250.00	013600	1.8
	2,800.00	003200	6.9		4,300.00	000100	1.4
	2,867.89	000100	36.3		4,500.00	000100	5.3
	2,900.00	003200	6.4		4,500.00	013600	0.9
	2,985.10	000100	31.7		4,600.00	000100	2.8
	3,000.00	000100	10.5		5,000.00	000100	6.8
	3,000.00	014400	4.1		5,000.00	013600	0.5
	3,088.50	000100	36.1		5,300.00	000100	3.5
	3,100.00	013400	3.1		5,300.00	013600	2.1
	3,200.00	000100	4.5		7,500.00	013600	0.2
	3,255.00	000100	2.1		8,371.86	000100	3.6
	3,300.00	022900	5.6	Wtd. Avg. Base & Total Tons	3,765.74		129.3
	3,308.60	000100	14.1	Muscat Hamburg *	2,690.90	000100	6.2
	3,309.11	000100	22.6	Wtd. Avg. Base & Total Tons	2,690.90		6.2
	3,400.00	000100	6.7	Nebbiolo	2,000.00	024500	1.2
	3,500.00	000100	4.1		2,200.00	000100	0.5
	3,500.00	003200	15.0		2,500.00	024500	0.6
	3,749.20	000100	13.3		3,000.00	000100	2.0
	3,800.00	000100	6.4		3,000.00	017200	0.3
	4,000.00	000100	15.2		3,000.00	000100	4.4
	4,100.00	000100	6.3		3,806.70	000100	3.1
	4,659.18	001900	80.9		5,200.00	000100	1.9
	4,700.00	000100	2.9	Wtd. Avg. Base & Total Tons	6,000.00	000100	14.0
	5,000.00	000100	16.1	Negroamaro	3,653.79	000100	2.7
	6,000.00	000100	6.8	Wtd. Avg. Base & Total Tons	3,653.79		2.7
	6,063.00	000100	2.4	Nero D'avola *	2,000.00	024800	0.2
	6,450.00	025100	1.3		2,746.00	000100	3.5
	7,000.00	000100	2.7		2,910.00	000100	2.3
	8,505.61	000100	12.0	Wtd. Avg. Base & Total Tons	2,784.00		6.0
	10,000.00	000100	7.6				
	23,087.73	000100	2.4				
Wtd. Avg. Base & Total Tons	2,207.25		5,277.0	Petit Verdot	800.00	000100	0.5
Meunier *	1,075.00	000100	3.1		2,000.00	000100	2.0
	1,800.00	000100	27.5		2,000.00	020460	1.2
	2,150.00	000100	50.0		2,000.00	027800	0.9
	2,200.00	000100	9.9		2,250.00	000100	12.9
	2,300.00	000100	5.0		2,500.00	000100	7.7
	2,400.00	008390	10.4		2,600.00	000100	10.3
	3,000.06	000100	11.8		2,600.00	024800	15.7
	3,200.00	020800	2.0		2,900.00	000100	5.5
	5,000.00	000100	3.1		2,944.14	000100	9.0
	6,138.00	000100	2.0		3,000.00	000100	10.6
	6,276.00	000100	2.0		3,040.00	000100	22.6
Wtd. Avg. Base & Total Tons	2,371.46		126.8		3,092.25	000100	4.1
Montepulciano	2,083.56	000100	9.2		3,100.00	000100	4.0
	3,500.00	000100	1.0		3,200.00	000100	5.8
	5,000.00	000100	7.4		3,200.00	014400	3.0
Wtd. Avg. Base & Total Tons	3,390.27		17.6		3,270.00	000100	9.3
Mourvedre *	1,500.00	000100	1.1		3,300.00	000100	12.1
	1,800.00	014400	0.5		3,400.00	000100	2.3
	2,334.66	000100	8.9		3,400.48	000100	3.5
	2,400.00	000100	0.3		3,458.82	000100	13.4
	2,500.00	000100	7.5		3,500.00	000100	0.3
	2,625.00	000100	8.4		3,560.00	022900	3.7
	2,800.00	000100	1.1		3,600.00	000100	23.8
	2,900.00	000100	3.4		3,683.76	000100	1.2
	2,900.00	023100	5.1		3,700.00	000100	20.4
	3,200.00	000100	3.0		3,800.00	000100	3.8
	3,200.00	024300	0.5		3,883.77	000100	36.7
	3,500.00	000100	4.7		3,889.00	000100	0.5
	3,554.00	000100	6.2		4,000.00	000100	16.5
	3,600.00	000100	3.0		4,042.00	000100	15.5
	3,644.00	000100	0.6		4,349.69	021200	2.1
	3,644.47	000100	2.2		4,400.00	022900	4.0
	3,700.00	000100	9.9		4,412.79	000100	2.9
	3,750.00	000100	0.6		4,500.00	000100	6.3
					4,661.83	000100	28.3

**TABLE 8: BASE PRICE PAID TO GROWERS FOR GRAPES CRUSHED AND DELIVERED TO CALIFORNIA PROCESSORS
FROM THE 2024 CROP WITH BRIX FACTORS AND PURCHASED TONNAGE, BY TYPE, VARIETY, REPORTING DISTRICT
WHERE GROWN, AND WEIGHTED AVERAGE BASE PRICE**

District, Type, and Variety	Base Price	Brix	Tons	District, Type, and Variety	Base Price	Brix	Tons
	Per Ton	Factors			Per Ton	Factors	
	Dollars	Code ¹			Dollars	Code ¹	
DISTRICT 3 (Cont'd)					3,504.70	000100	18.6
Petit Verdot (Cont'd)	4,800.93	000100	1.8		3,520.00	000100	12.5
	4,973.08	000100	3.4		3,534.67	000100	17.7
	5,000.00	000100	0.9		3,535.00	000100	57.3
	5,092.32	000100	15.5		3,599.27	000100	4.0
	5,500.00	014000	0.7		3,600.00	000100	15.3
	5,825.66	000100	2.3		3,700.00	000100	17.7
	5,900.00	000100	1.3		3,800.00	000100	11.8
	6,000.00	000100	3.2		3,850.00	000100	7.2
	6,800.00	000100	5.1		3,900.00	000100	10.4
	8,300.00	000100	8.1		4,000.00	000100	52.0
	9,900.00	025100	1.6		4,090.08	000100	0.1
	10,000.00	000100	0.4		4,100.00	000100	6.4
	12,068.94	000100	3.4		4,200.00	000100	3.9
	23,087.73	000100	0.3		4,250.00	000100	3.9
Wtd. Avg. Base & Total Tons	3,906.78		370.4		4,400.00	013600	0.9
					4,500.00	000100	0.4
Petite Sirah	300.00	000100	3.3		4,500.00	011300	1.4
	432.46	025100	0.6		4,650.00	000100	3.5
	943.00	000100	105.5		4,820.01	023000	0.4
	1,000.00	000100	1.9		4,831.14	000100	16.9
	1,200.00	014400	0.8		4,861.55	000100	1.5
	1,800.00	000100	3.2		5,000.00	000100	0.5
	2,000.00	000100	23.8		5,250.00	000100	0.8
	2,000.00	027800	1.9		5,500.00	000100	12.0
	2,000.00	028000	1.4		5,600.00	000100	4.2
	2,150.00	000100	5.0		5,900.00	000100	6.4
	2,200.00	000100	14.4		6,000.00	000100	1.1
	2,250.00	000100	39.8	Wtd. Avg. Base & Total Tons	2,978.92		1,022.3
	2,300.00	025100	20.2				
	2,300.00	027800	4.6	Pinot Noir *	200.00	000100	1,157.6
	2,400.00	067952	1.0		400.00	000100	5.2
	2,500.00	000100	8.3		500.00	000100	51.0
	2,500.00	024500	5.4		500.00	021200	0.4
	2,500.00	024800	10.0		585.00	000100	347.6
	2,600.00	000100	40.5		600.00	000100	147.9
	2,600.00	024800	10.0		628.90	000100	24.1
	2,650.00	000100	9.4		688.00	011100	5.2
	2,663.19	000100	31.6		700.00	000100	3.9
	2,704.52	022900	6.2		775.00	000100	16.1
	2,750.00	000100	2.0		800.00	000100	33.5
	2,750.00	022800	7.0		943.00	000100	166.2
	2,752.25	000100	2.4		1,000.00	000100	105.5
	2,800.00	000100	42.4		1,200.00	000100	10.1
	2,800.00	002600	6.1		1,200.00	017200	5.4
	2,800.00	014400	1.9		1,225.00	017200	12.4
	2,900.00	000100	5.1		1,285.71	000100	2.8
	2,935.27	000100	9.4		1,300.00	021500	17.1
	2,996.09	000100	8.8		1,500.00	000100	123.2
	3,000.00	000100	7.5		1,500.00	017200	1.7
	3,000.00	024800	2.3		1,500.00	026900	5.4
	3,000.00	027600	1.4		1,600.00	000100	24.3
	3,100.00	000100	18.9		1,600.00	021500	2.5
	3,181.41	000100	6.2		1,764.00	000100	1.4
	3,193.00	000100	7.0		1,800.00	000100	1,089.7
	3,200.00	000100	29.1		1,900.00	000100	83.2
	3,200.00	021000	3.3		1,920.00	000100	149.1
	3,213.00	000100	6.1		2,000.00	000100	407.8
	3,213.34	000100	6.7		2,000.00	001900	23.3
	3,230.00	000100	4.3		2,000.00	013100	2.0
	3,250.00	000100	7.3		2,000.00	020900	4.9
	3,271.67	000100	10.3		2,100.00	000100	4.2
	3,272.00	000100	3.0		2,200.00	000100	309.2
	3,272.06	000100	63.8		2,237.21	000100	5.9
	3,300.00	000100	10.4		2,250.00	000100	154.7
	3,350.00	000100	9.5		2,372.00	000100	4.9
	3,350.00	027100	61.4		2,375.00	000100	139.6
	3,380.56	000100	1.1		2,400.00	000100	139.8
	3,400.00	000100	3.7		2,500.00	000100	460.5
	3,435.25	000100	8.5		2,500.00	001900	7.6
	3,443.53	000100	10.2		2,500.00	008303	6.0
	3,495.16	000100	6.5		2,500.00	009500	1.9
	3,500.00	000100	6.1		2,500.00	010700	2.7
	3,500.00	017400	1.0		2,500.00	013100	0.9
	3,500.00	027600	4.0		2,500.00	013600	3.6

TABLE 8: BASE PRICE PAID TO GROWERS FOR GRAPES CRUSHED AND DELIVERED TO CALIFORNIA PROCESSORS FROM THE 2024 CROP WITH BRIX FACTORS AND PURCHASED TONNAGE, BY TYPE, VARIETY, REPORTING DISTRICT WHERE GROWN, AND WEIGHTED AVERAGE BASE PRICE

District, Type, and Variety	Base Price	Brix	Tons	District, Type, and Variety	Base Price	Brix	Tons
	Per Ton	Factors			Per Ton	Factors	
	Dollars	Code ¹			Dollars	Code ¹	
DISTRICT 3 (Cont'd)					3,642.17	024500	258.9
Pinot Noir * (Cont'd)	2,500.00	014000	4.6		3,655.79	000100	14.3
	2,500.00	017200	21.0		3,664.12	000100	35.0
	2,500.00	020800	2.8		3,682.80	001900	24.9
	2,505.00	000100	66.5		3,687.75	000100	75.4
	2,600.00	000100	12.2		3,693.00	000100	93.7
	2,600.00	017400	2.4		3,700.00	000100	272.3
	2,600.00	021000	60.2		3,708.00	000100	221.4
	2,625.00	000100	76.0		3,720.00	000100	5.7
	2,650.00	020800	3.1		3,723.00	000100	14.9
	2,700.00	000100	390.0		3,731.10	000100	41.0
	2,750.00	000100	82.2		3,744.13	021000	89.3
	2,800.00	000100	447.4		3,750.00	024500	158.0
	2,800.00	001900	94.2		3,800.00	000100	170.2
	2,800.00	022800	58.7		3,800.00	017200	6.6
	2,800.00	024500	18.9		3,800.00	021200	8.5
	2,838.00	000100	823.8		3,808.11	000100	13.6
	2,850.00	000100	373.3		3,817.16	000100	8.2
	2,954.00	000100	1.6		3,817.76	000100	30.3
	2,964.63	000100	139.3		3,817.82	000100	9.9
	2,984.89	000100	47.1		3,817.83	000100	81.9
	3,000.00	000100	846.7		3,818.00	022900	5.0
	3,000.00	008400	6.9		3,819.48	000100	68.3
	3,000.00	013100	1.9		3,826.21	000100	44.2
	3,000.00	014000	7.5		3,828.29	000100	155.3
	3,000.00	021000	378.2		3,828.29	021200	0.2
	3,000.00	024500	3.4		3,828.29	024500	26.3
	3,050.00	000100	10.3		3,838.00	000100	14.1
	3,074.43	000100	69.4		3,850.00	000100	233.7
	3,090.00	000100	4.1		3,860.00	011100	10.0
	3,100.00	000100	159.4		3,862.00	000100	19.6
	3,100.00	021000	44.8		3,881.00	011300	3.4
	3,114.72	000100	65.1		3,881.86	000100	451.0
	3,150.00	021000	66.1		3,884.28	000100	25.8
	3,150.73	000100	13.7		3,889.34	000100	9.5
	3,164.96	000100	59.7		3,890.26	000100	5.3
	3,185.82	000100	5.6		3,892.00	000100	9.5
	3,200.00	000100	862.4		3,897.58	024500	93.8
	3,200.00	001900	15.6		3,898.04	024500	424.6
	3,200.00	021000	112.9		3,900.00	000100	177.0
	3,250.00	000100	96.2		3,900.00	024500	35.2
	3,250.00	021000	43.1		3,905.50	000100	5.6
	3,275.00	000100	354.5		3,914.00	000100	69.1
	3,300.00	000100	193.0		3,923.33	000100	46.1
	3,300.00	001900	12.3		3,925.00	022800	48.9
	3,300.00	024500	20.0		3,928.29	000100	2.2
	3,302.70	000100	21.0		3,936.98	000100	4.9
	3,304.00	000100	118.8		3,946.25	000100	52.0
	3,318.00	000100	3.5		3,951.16	000100	45.1
	3,325.94	000100	41.1		3,960.86	000100	71.0
	3,355.00	017200	9.6		3,965.00	000100	8.2
	3,400.00	000100	121.1		3,980.00	000100	5.0
	3,400.00	021000	40.3		3,998.52	000100	33.1
	3,420.26	000100	8.2		4,000.00	000100	632.1
	3,445.46	000100	148.6		4,000.00	008900	3.0
	3,449.00	000100	7.4		4,000.00	017200	34.4
	3,461.01	000100	13.9		4,000.00	017400	11.1
	3,465.00	000100	27.9		4,000.00	020800	2.9
	3,481.70	000100	44.0		4,000.00	021000	18.8
	3,500.00	000100	806.1		4,000.00	024500	44.7
	3,500.00	009700	20.2		4,009.00	000100	124.2
	3,500.00	017900	6.9		4,019.70	000100	25.7
	3,500.00	020800	3.0		4,041.26	000100	27.1
	3,500.00	021000	207.7		4,041.38	000100	30.3
	3,500.00	024500	22.7		4,064.56	000100	27.4
	3,500.00	025100	1.1		4,100.00	000100	78.7
	3,500.07	000100	100.0		4,100.00	014000	2.0
	3,500.97	017900	70.3		4,100.00	020800	5.8
	3,528.18	024500	10.4		4,100.00	021000	33.1
	3,550.00	000100	6.9		4,117.75	000100	11.9
	3,582.95	000100	7.6		4,161.20	000100	5.0
	3,600.00	000100	492.4		4,167.00	020800	3.0
	3,600.00	011100	5.1		4,199.00	000100	55.8
	3,600.00	022800	26.3		4,200.00	000100	263.6
	3,600.00	025100	3.1		4,200.00	017200	2.0

TABLE 8: BASE PRICE PAID TO GROWERS FOR GRAPES CRUSHED AND DELIVERED TO CALIFORNIA PROCESSORS FROM THE 2024 CROP WITH BRIX FACTORS AND PURCHASED TONNAGE, BY TYPE, VARIETY, REPORTING DISTRICT WHERE GROWN, AND WEIGHTED AVERAGE BASE PRICE

District, Type, and Variety	Base Price	Brix	Tons	District, Type, and Variety	Base Price	Brix	Tons
	Per Ton	Factors			Per Ton	Factors	
	Dollars	Code ¹			Dollars	Code ¹	
DISTRICT 3 (Cont'd)					5,113.93	000100	6.5
Pinot Noir * (Cont'd)	4,211.12	000100	48.1		5,135.00	000100	216.9
	4,243.60	017900	116.4		5,150.00	000100	4.8
	4,250.00	000100	48.5		5,200.00	000100	94.2
	4,250.00	023400	3.0		5,200.00	017900	21.7
	4,279.29	000100	5.9		5,250.00	000100	20.9
	4,300.00	017200	12.8		5,250.00	001900	4.2
	4,350.00	024500	17.7		5,250.00	017900	35.8
	4,365.00	000100	3.6		5,252.36	000100	8.4
	4,365.00	019000	8.7		5,253.13	000100	4.0
	4,369.04	000100	52.5		5,300.00	000100	26.1
	4,400.00	000100	81.8		5,300.00	017200	13.3
	4,426.00	000100	20.7		5,300.00	021500	7.1
	4,435.00	000100	6.1		5,300.00	024500	3.6
	4,444.00	000100	14.4		5,324.51	000100	33.7
	4,450.00	000100	8.5		5,350.00	000100	5.3
	4,450.00	024500	17.8		5,396.68	000100	8.4
	4,456.00	017200	30.5		5,400.00	000100	40.5
	4,473.80	025100	24.7		5,400.84	000100	11.9
	4,483.00	000100	31.5		5,440.16	000100	13.5
	4,500.00	000100	129.2		5,450.00	000100	4.2
	4,500.00	017200	13.0		5,495.00	000100	9.8
	4,500.00	017400	19.1		5,500.00	000100	310.3
	4,500.00	017600	3.1		5,500.00	001900	7.9
	4,500.00	017800	12.1		5,500.00	010900	3.3
	4,500.00	017900	25.3		5,500.00	011300	2.2
	4,500.00	020800	3.1		5,500.00	013400	10.9
	4,500.00	020900	4.3		5,500.00	014000	1.6
	4,500.00	021000	29.9		5,500.00	015300	6.5
	4,500.00	024500	73.1		5,500.00	015700	14.6
	4,500.00	025400	30.5		5,500.00	018900	7.6
	4,502.43	000100	4.2		5,500.00	020800	1.7
	4,533.00	000100	20.4		5,500.00	020900	6.3
	4,558.32	000100	297.7		5,500.00	022900	4.5
	4,589.26	000100	14.6		5,500.00	024500	23.7
	4,600.00	000100	55.5		5,513.00	000100	78.9
	4,600.00	013600	4.0		5,517.00	014000	4.5
	4,600.00	020800	31.9		5,528.37	000100	26.8
	4,600.00	021500	14.2		5,550.00	000100	1.1
	4,635.00	000100	10.3		5,553.99	017900	11.3
	4,638.00	000100	60.2		5,596.00	000100	8.1
	4,650.00	024500	6.4		5,600.00	000100	44.4
	4,650.17	024500	18.6		5,625.41	000100	9.1
	4,659.50	000100	4.4		5,637.50	000100	10.1
	4,675.00	024500	6.4		5,700.00	000100	7.8
	4,700.00	000100	5.7		5,700.00	017800	10.3
	4,700.00	017200	7.2		5,712.17	000100	12.6
	4,725.00	000100	3.4		5,737.00	017600	4.6
	4,750.00	000100	26.8		5,744.23	000100	10.0
	4,750.00	017200	5.9		5,750.00	000100	63.7
	4,768.84	000100	12.2		5,750.00	017200	40.0
	4,790.00	000100	8.9		5,800.00	000100	26.5
	4,800.00	000100	46.1		5,800.00	021200	2.2
	4,800.00	014000	3.6		5,830.84	017800	40.7
	4,800.00	021000	3.3		5,850.00	000100	10.1
	4,800.00	024500	37.9		5,859.38	000100	6.4
	4,843.60	000100	7.6		5,903.00	000100	7.4
	4,850.00	000100	3.0		5,928.00	000100	17.6
	4,900.00	000100	60.1		5,967.00	014000	2.5
	4,900.00	013600	4.3		5,974.00	000100	8.0
	4,922.68	013600	17.1		5,974.00	017900	50.7
	4,944.00	000100	6.0		6,000.00	000100	438.5
	4,945.20	000100	23.7		6,000.00	001900	5.9
	4,961.00	000100	4.6		6,000.00	002300	29.0
	4,994.93	000100	143.1		6,000.00	013400	5.9
	5,000.00	000100	251.7		6,000.00	017200	14.9
	5,000.00	001900	10.6		6,000.00	017400	1.4
	5,000.00	009500	1.9		6,000.00	020800	3.1
	5,000.00	011300	4.2		6,000.00	021000	1.2
	5,000.00	017200	33.9		6,000.00	021200	8.3
	5,000.00	017900	19.7		6,000.00	021500	11.4
	5,000.00	020800	64.7		6,000.00	022900	8.2
	5,000.00	021500	8.9		6,000.00	023400	3.3
	5,000.00	022900	9.6		6,000.00	025100	4.0
	5,000.00	025400	5.3		6,000.81	000100	25.5

**TABLE 8: BASE PRICE PAID TO GROWERS FOR GRAPES CRUSHED AND DELIVERED TO CALIFORNIA PROCESSORS
FROM THE 2024 CROP WITH BRIX FACTORS AND PURCHASED TONNAGE, BY TYPE, VARIETY, REPORTING DISTRICT
WHERE GROWN, AND WEIGHTED AVERAGE BASE PRICE**

District, Type, and Variety	Base Price	Brix	Tons	District, Type, and Variety	Base Price	Brix	Tons
	Per Ton	Factors			Per Ton	Factors	
	Dollars	Code ¹			Dollars	Code ¹	
DISTRICT 3 (Cont'd)					7,175.00	000100	5.3
Pinot Noir * (Cont'd)	6,054.89	000100	7.7		7,187.00	000100	15.2
	6,108.00	000100	3.1		7,200.00	000100	29.7
	6,125.26	000100	63.4		7,212.00	000100	8.6
	6,133.50	001900	30.4		7,240.00	000100	2.4
	6,138.00	000100	14.1		7,250.00	000100	15.6
	6,150.00	000100	7.2		7,297.00	000100	4.2
	6,180.00	024500	6.5		7,300.00	000100	11.0
	6,200.00	000100	35.0		7,312.06	000100	25.7
	6,200.00	017200	13.1		7,350.00	000100	11.9
	6,200.00	022900	8.0		7,373.00	017200	8.0
	6,200.00	024500	3.0		7,400.00	000100	3.8
	6,210.00	011100	4.3		7,500.00	000100	153.9
	6,232.00	000100	6.6		7,500.00	017900	9.5
	6,250.00	000100	38.6		7,500.00	025100	2.2
	6,257.97	000100	15.4		7,500.00	025400	12.6
	6,270.00	000100	15.4		7,592.88	000100	10.8
	6,270.00	017400	5.1		7,613.28	000100	12.0
	6,276.00	000100	5.8		7,614.00	000100	10.1
	6,300.00	000100	164.7		7,650.00	000100	15.7
	6,300.00	017400	2.7		7,650.00	024500	15.3
	6,300.00	017800	27.8		7,653.00	000100	4.6
	6,300.00	021000	11.1		7,700.00	000100	3.5
	6,386.00	000100	7.4		7,713.00	000100	3.1
	6,400.00	000100	59.0		7,750.00	000100	11.7
	6,417.00	000100	4.0		7,800.00	000100	52.6
	6,489.17	000100	1.8		7,828.00	000100	19.6
	6,500.00	000100	288.9		7,900.00	000100	8.0
	6,500.00	011400	2.8		7,950.00	000100	5.3
	6,500.00	017200	6.4		7,964.05	000100	28.9
	6,500.00	021000	5.2		7,995.00	000100	11.7
	6,500.00	024800	7.9		7,999.00	000100	9.3
	6,500.41	000100	32.0		8,000.00	000100	213.4
	6,562.00	000100	4.2		8,000.00	001900	2.1
	6,588.00	000100	2.7		8,000.00	014100	1.5
	6,600.00	000100	2.0		8,000.00	017800	4.1
	6,600.00	013600	2.6		8,000.00	021200	9.2
	6,615.00	000100	5.2		8,000.00	025400	4.7
	6,649.00	000100	6.0		8,064.00	000100	5.1
	6,649.29	000100	27.6		8,200.00	000100	12.2
	6,696.00	000100	18.8		8,250.00	000100	23.0
	6,700.00	000100	21.6		8,250.00	021200	10.3
	6,700.00	001900	4.7		8,264.08	000100	1.3
	6,700.00	017800	16.0		8,304.00	000100	68.0
	6,731.00	000100	88.8		8,304.94	000100	18.0
	6,750.00	000100	12.0		8,424.00	000100	18.0
	6,750.00	017200	17.8		8,500.00	000100	70.6
	6,750.34	000100	19.7		8,509.00	000100	68.9
	6,756.98	017800	17.1		8,518.00	000100	10.3
	6,760.00	000100	18.9		8,518.11	000100	12.6
	6,785.00	000100	1.3		8,600.00	000100	8.3
	6,800.00	000100	19.6		8,604.40	000100	17.4
	6,800.00	025100	3.3		8,682.45	000100	10.2
	6,825.00	000100	4.7		8,706.31	000100	9.2
	6,830.00	000100	20.4		8,750.00	000100	3.7
	6,874.26	017400	22.7		8,800.00	000100	18.1
	6,885.00	000100	8.5		9,000.00	000100	35.8
	6,885.69	000100	80.5		9,000.00	008303	4.3
	6,895.00	000100	18.4		9,000.00	014100	3.0
	6,895.00	021000	4.1		9,000.00	025400	18.8
	6,900.00	000100	26.1		9,117.41	000100	1.9
	6,900.49	000100	9.4		9,500.00	000100	15.9
	7,000.00	000100	199.0		9,500.00	017200	5.0
	7,000.00	011100	4.2		9,500.00	017800	35.9
	7,000.00	017200	44.1		9,621.00	000100	1.7
	7,000.00	017800	18.0		9,764.81	000100	1.7
	7,000.00	020800	66.8		9,800.00	000100	1.4
	7,000.00	021200	2.7		9,800.00	014100	2.9
	7,000.00	022900	7.6		10,000.00	000100	39.5
	7,000.00	023400	7.3		10,000.00	025400	10.7
	7,000.00	025400	5.3		10,142.02	000100	46.8
	7,033.00	000100	12.7		10,891.00	000100	16.5
	7,100.00	000100	32.9		11,000.00	000100	10.2
	7,140.00	000100	1.8		12,000.00	000100	53.6
	7,150.00	000100	8.0		12,000.00	025400	2.0

**TABLE 8: BASE PRICE PAID TO GROWERS FOR GRAPES CRUSHED AND DELIVERED TO CALIFORNIA PROCESSORS
FROM THE 2024 CROP WITH BRIX FACTORS AND PURCHASED TONNAGE, BY TYPE, VARIETY, REPORTING DISTRICT
WHERE GROWN, AND WEIGHTED AVERAGE BASE PRICE**

District, Type, and Variety	Base Price	Brix	Tons	District, Type, and Variety	Base Price	Brix	Tons
	Per Ton	Factors			Per Ton	Factors	
	Dollars	Code ¹			Dollars	Code ¹	
DISTRICT 3 (Cont'd)					1,500.00	000100	10.2
Pinot Noir * (Cont'd)	12,220.92	000100	5.5		1,800.00	020460	0.8
	12,500.00	000100	5.6		1,800.00	027800	0.9
	13,000.00	000100	36.8		1,900.00	000100	5.8
	14,000.00	000100	22.7		2,000.00	000100	20.7
	15,000.00	000100	4.5		2,000.00	017000	3.4
	20,000.00	000100	1.2		2,100.00	000100	20.0
	22,545.00	000100	4.6		2,200.00	000100	67.2
Wtd. Avg. Base & Total Tons	3,815.63		26,852.5		2,200.00	013600	2.3
					2,200.00	024500	24.2
Primitivo	1,000.00	000100	5.1		2,250.00	000100	25.6
	2,250.00	000100	20.2		2,300.00	000100	57.0
	2,400.00	000100	12.4		2,300.00	017400	2.0
	2,500.00	000100	8.1		2,375.00	000100	9.9
	2,700.00	013600	5.2		2,398.75	000100	5.4
	2,800.00	014400	5.4		2,400.00	000100	28.4
	2,900.00	028000	3.1		2,500.00	000100	7.9
	2,947.14	000100	2.2		2,500.00	020800	0.3
	3,000.00	021200	1.7		2,500.00	023100	11.8
	3,500.00	000100	11.2		2,587.02	000100	14.8
	3,850.00	000100	43.4		2,600.00	000100	4.8
	3,900.00	023100	11.0		2,675.00	000100	35.9
Wtd. Avg. Base & Total Tons	3,096.77		129.0		2,700.00	000100	5.3
					2,700.00	002600	4.6
Refosco *	2,500.00	020800	0.6		2,800.00	000100	25.8
	3,750.00	013100	0.2		2,800.00	017200	4.3
Wtd. Avg. Base & Total Tons	2,812.50		0.8		2,800.00	024300	2.2
					2,875.00	025100	5.2
Sagrantino	2,000.00	000100	1.3		3,000.00	000100	14.1
	2,648.58	000100	3.8		3,000.00	023100	15.4
Wtd. Avg. Base & Total Tons	2,483.26		5.1		3,000.00	025100	14.8
					3,089.72	066325	22.1
Sangiovese *	1,500.00	017400	2.2		3,090.00	013600	0.6
	1,900.00	000100	9.6		3,150.00	016900	2.7
	1,950.00	000100	62.7		3,200.00	000100	6.5
	1,995.00	000100	25.6		3,245.00	000100	25.5
	2,000.00	021200	1.8		3,289.00	000100	2.5
	2,000.00	025100	0.7		3,300.00	000100	45.8
	2,105.82	000100	23.5		3,301.24	000100	198.7
	2,200.00	000100	10.9		3,326.00	000100	5.3
	2,200.00	023100	2.1		3,326.41	000100	37.9
	2,450.00	000100	5.1		3,400.00	000100	2.5
	2,500.00	000100	2.1		3,400.00	011100	1.4
	2,500.00	023100	5.3		3,415.00	000100	33.4
	2,500.00	024300	2.1		3,500.00	000100	40.5
	2,600.00	000100	6.9		3,500.00	003200	13.4
	2,644.00	000100	0.8		3,500.97	000100	7.9
	2,722.75	000100	583.5		3,550.00	000100	15.2
	2,800.00	000100	22.8		3,600.00	000100	6.4
	2,900.00	000100	11.2		3,600.00	020800	9.1
	3,000.00	000100	4.6		3,600.00	024500	1.4
	3,024.31	000100	11.7		3,659.00	000100	25.3
	3,200.00	000100	6.9		3,675.00	000100	1.6
	3,500.00	000100	10.8		3,700.00	000100	3.5
	3,675.00	000100	5.2		3,750.00	000100	5.4
	3,700.00	000100	2.1		3,750.00	013600	2.2
	3,750.00	013600	8.2		3,800.00	000100	3.8
	3,800.00	000100	2.3		3,800.00	007800	1.9
	4,000.00	000100	1.0		3,800.00	014400	1.9
	4,200.00	000100	2.8		3,800.00	017000	5.1
	4,243.60	000100	4.2		3,800.00	027600	4.5
	4,287.77	000100	12.8		3,850.00	011300	4.7
	4,400.00	000100	4.3		3,856.41	000100	2.3
	4,500.00	000100	6.0		4,000.00	000100	61.4
	4,700.00	000100	25.5		4,000.00	013600	3.7
	5,071.43	000100	4.2		4,000.00	017400	0.9
	5,600.00	000100	9.5		4,000.00	024300	0.9
Wtd. Avg. Base & Total Tons	2,800.75		901.0		4,000.00	024500	4.7
					4,045.22	000100	2.2
St Laurent	2,800.00	000100	2.4		4,080.00	000100	2.5
Wtd. Avg. Base & Total Tons	2,800.00		2.4		4,100.00	000100	15.3
					4,132.96	000100	3.0
Syrah *	500.00	022700	36.2		4,133.00	011300	3.0
	550.00	000100	1.1		4,150.00	000100	2.0
	800.00	028000	2.3		4,150.00	011300	3.3

TABLE 8: BASE PRICE PAID TO GROWERS FOR GRAPES CRUSHED AND DELIVERED TO CALIFORNIA PROCESSORS FROM THE 2024 CROP WITH BRIX FACTORS AND PURCHASED TONNAGE, BY TYPE, VARIETY, REPORTING DISTRICT WHERE GROWN, AND WEIGHTED AVERAGE BASE PRICE

District, Type, and Variety	Base Price	Brix	Tons	District, Type, and Variety	Base Price	Brix	Tons
	Per Ton	Factors			Per Ton	Factors	
	Dollars	Code ¹			Dollars	Code ¹	
DISTRICT 3 (Cont'd)				Zinfandel	175.00	000100	0.4
Syrah * (Cont'd)	4,200.00	000100	10.5		200.00	000100	4.3
	4,200.00	016800	1.9		300.00	000100	5.4
	4,200.00	017000	1.5		500.00	000100	24.9
	4,200.00	020800	2.4		750.00	027800	7.9
	4,250.00	000100	20.5		775.00	000100	3.5
	4,269.00	000100	2.5		800.00	000100	1.9
	4,300.00	000100	4.1		833.75	000100	1.7
	4,346.00	000100	2.4		900.00	000100	6.1
	4,346.00	013600	2.2		900.00	021800	0.5
	4,377.00	000100	8.5		943.00	000100	26.1
	4,400.00	000100	1.4		1,160.00	000100	187.3
	4,449.00	000100	7.6		1,200.00	000100	4.4
	4,500.00	000100	17.4		1,400.00	000100	17.5
	4,500.00	011100	7.9		1,500.00	000100	10.3
	4,500.00	013600	5.8		1,500.00	020900	1.0
	4,500.00	024500	4.0		1,550.00	000100	2.4
	4,512.66	000100	6.4		1,750.00	000100	3.2
	4,600.00	000100	8.3		1,772.00	000100	2.5
	4,600.00	001900	4.2		1,800.00	014400	3.3
	4,650.00	011100	6.0		1,850.00	064405	2.8
	4,650.00	017400	18.1		2,000.00	000100	46.3
	4,750.00	020600	4.7		2,000.00	017200	2.7
	4,800.00	000100	11.7		2,000.00	021200	4.0
	4,827.03	000100	2.5		2,000.00	027800	1.6
	4,907.15	000100	4.3		2,150.00	000100	59.9
	4,990.00	000100	2.4		2,150.00	017800	3.7
	5,000.00	000100	13.6		2,200.00	000100	304.6
	5,000.00	013600	1.4		2,200.00	024800	30.6
	5,051.00	000100	5.9		2,250.00	000100	440.1
	5,400.00	011100	3.0		2,300.00	000100	28.7
	5,500.00	000100	20.8		2,300.00	009000	17.4
	5,547.27	000100	21.3		2,300.00	027800	8.9
	5,600.00	000100	4.1		2,300.00	064405	2.5
	5,616.67	000100	7.7		2,400.00	000100	34.2
	5,768.63	000100	11.3		2,400.00	067952	3.4
	5,900.00	000100	2.6		2,422.50	000100	4.8
	6,196.04	000100	1.2		2,446.25	000100	8.3
	7,000.00	000100	2.7		2,450.00	024800	75.1
	7,200.00	000100	4.3		2,450.13	000100	9.5
	8,000.00	013600	6.5		2,500.00	000100	84.1
Wtd. Avg. Base & Total Tons	3,349.81		1,410.1		2,500.00	003200	19.9
					2,500.00	011400	2.9
Tannat	3,000.00	000100	2.1		2,500.00	014400	5.8
	3,965.40	000100	4.9		2,500.00	017200	9.7
	6,500.00	030400	1.0		2,600.00	000100	4.8
Wtd. Avg. Base & Total Tons	4,028.81		8.0		2,618.44	000100	89.0
					2,650.00	000100	49.0
Tempranillo *	1,800.00	027800	1.8		2,652.52	000100	7.2
	3,000.00	000100	2.1		2,660.00	000100	16.0
	3,400.00	000100	2.0		2,700.00	000100	67.3
	4,000.00	000100	5.9		2,707.50	000100	80.0
Wtd. Avg. Base & Total Tons	3,384.75		11.8		2,710.00	000100	3.0
					2,750.00	000100	11.4
Teroldego	2,000.00	027600	0.5		2,750.00	002600	67.2
Wtd. Avg. Base & Total Tons	2,000.00		0.5		2,750.00	021200	3.5
					2,750.00	025100	130.6
Tinta Cao	6,238.70	000100	2.7		2,776.07	000100	1.0
Wtd. Avg. Base & Total Tons	6,238.70		2.7		2,800.00	000100	261.5
					2,800.00	014400	4.1
Trousseau *	3,000.00	008100	0.2		2,850.00	000100	0.9
	4,000.00	000100	1.9		2,885.02	000100	31.5
	4,000.00	011100	4.0		2,900.00	000100	21.7
Wtd. Avg. Base & Total Tons	3,967.21		6.1		2,900.00	021000	48.5
					2,900.00	021200	1.6
Valdiguie *	1,100.00	000100	1.2		2,921.25	000100	9.8
	2,000.00	000100	0.7		2,942.71	000100	14.3
	3,000.00	000100	13.5		2,986.54	000100	7.6
	3,000.00	008100	2.6		2,997.50	000100	18.6
	3,500.00	000100	0.3		3,000.00	000100	104.2
	3,750.00	017000	0.5		3,000.00	014400	3.0
	3,800.00	000100	0.4		3,000.00	021200	4.9
	4,000.00	000100	2.9		3,000.00	024300	1.8
	4,000.00	013600	1.2		3,000.00	024800	31.4
Wtd. Avg. Base & Total Tons	3,084.33		23.3		3,004.03	000100	67.8

TABLE 8: BASE PRICE PAID TO GROWERS FOR GRAPES CRUSHED AND DELIVERED TO CALIFORNIA PROCESSORS FROM THE 2024 CROP WITH BRIX FACTORS AND PURCHASED TONNAGE, BY TYPE, VARIETY, REPORTING DISTRICT WHERE GROWN, AND WEIGHTED AVERAGE BASE PRICE

District, Type, and Variety	Base Price	Brix	Tons	District, Type, and Variety	Base Price	Brix	Tons
	Per Ton	Factors			Per Ton	Factors	
	Dollars	Code ¹			Dollars	Code ¹	
DISTRICT 3 (Cont'd)					4,335.00	000100	18.8
Zinfandel (Cont'd)	3,005.23	000100	61.9		4,346.00	013600	0.5
	3,009.89	000100	27.0		4,400.00	000100	4.0
	3,050.00	000100	45.3		4,500.00	000100	57.7
	3,060.00	000100	13.0		4,500.00	013600	4.9
	3,081.50	000100	5.1		4,500.00	024500	9.7
	3,090.19	000100	28.0		4,512.95	000100	12.1
	3,100.00	000100	129.5		4,600.00	000100	29.0
	3,150.00	000100	81.4		4,600.00	021500	3.5
	3,182.35	000100	19.8		4,650.00	000100	18.4
	3,182.58	000100	11.8		4,650.00	021200	5.3
	3,200.00	000100	78.1		4,700.00	000100	22.6
	3,250.42	066325	80.0		4,730.96	000100	6.3
	3,250.42	070535	23.4		4,774.05	000100	5.1
	3,256.85	000100	11.4		4,800.00	000100	14.5
	3,273.00	021200	3.8		4,830.00	000100	2.5
	3,300.00	000100	98.8		4,851.00	000100	7.0
	3,335.00	000100	5.5		4,870.00	000100	15.0
	3,350.00	027100	94.9		4,900.00	000100	179.0
	3,361.92	000100	3.2		5,000.00	000100	104.3
	3,389.21	000100	41.6		5,000.00	013600	19.9
	3,393.00	000100	39.0		5,000.00	024500	12.7
	3,394.24	000100	28.0		5,081.46	000100	17.9
	3,394.24	024500	70.1		5,091.36	023000	5.7
	3,394.88	000100	36.0		5,100.00	021200	5.6
	3,400.00	000100	49.8		5,150.00	000100	3.1
	3,400.00	021200	3.8		5,200.00	000100	25.7
	3,422.20	000100	56.5		5,250.00	000100	6.9
	3,423.89	024500	4.3		5,391.75	000100	15.1
	3,460.34	000100	25.7		5,500.00	000100	31.7
	3,500.00	000100	107.4		5,500.00	024500	4.9
	3,500.00	003200	28.8		5,512.00	000100	2.8
	3,517.00	067981	22.1		5,512.50	000100	2.9
	3,600.00	000100	13.9		5,600.00	000100	21.2
	3,605.00	000100	20.8		5,647.06	000100	15.3
	3,637.23	000100	40.4		5,680.00	000100	11.0
	3,659.36	000100	47.0		5,873.07	000100	7.8
	3,697.80	000100	10.6		5,900.00	000100	8.1
	3,700.00	000100	12.2		5,988.85	000100	4.8
	3,700.00	025400	2.2		6,000.00	000100	62.3
	3,732.00	000100	95.5		6,000.00	008303	3.6
	3,749.20	000100	13.6		6,088.13	000100	52.1
	3,750.00	000100	1.7		6,200.00	000100	11.7
	3,750.00	013600	9.3		6,262.00	000100	3.5
	3,750.00	024500	1.8		6,300.00	000100	12.2
	3,764.42	000100	14.0		6,344.00	000100	8.7
	3,785.25	000100	2.3		6,365.00	000100	3.0
	3,800.00	000100	33.0		6,400.00	000100	6.6
	3,800.00	003200	39.5		6,500.00	000100	10.3
	3,800.00	027600	8.5		6,500.00	021200	2.0
	3,802.76	000100	5.8		6,500.00	025100	5.1
	3,818.00	025100	8.8		6,650.00	000100	3.0
	3,850.00	000100	79.3		6,900.00	000100	11.6
	3,900.00	000100	12.1		7,272.00	000100	3.2
	3,900.00	003200	33.1		7,397.75	000100	3.1
	3,900.00	024800	5.0		7,400.00	000100	3.1
	3,935.00	021000	8.1		7,507.50	000100	8.5
	3,942.10	000100	5.1		7,597.34	000100	5.8
	4,000.00	000100	184.7		7,900.00	000100	0.9
	4,000.00	025100	1.1		10,891.00	000100	16.2
	4,084.25	000100	17.2		11,100.00	000100	2.4
	4,100.00	000100	11.6	Wtd. Avg. Base & Total Tons	3,305.08		5,893.6
	4,107.69	000100	6.0				
	4,140.00	000100	18.2	Other Red Wine ²	1,500.00	000100	4.8
	4,200.00	000100	42.9		2,000.00	000100	44.5
	4,200.00	020800	22.2		2,000.00	024800	0.6
	4,200.00	021200	3.5		2,400.00	000100	1.7
	4,200.00	064405	3.0		2,500.00	000100	16.1
	4,250.00	000100	8.5		3,000.00	000100	27.2
	4,250.00	013600	4.5		3,400.00	000100	25.4
	4,250.00	024500	5.2		3,600.00	000100	8.7
	4,277.75	000100	11.0		3,653.79	000100	3.1
	4,300.00	000100	14.9		3,800.00	000100	1.7
	4,309.33	000100	5.4		3,850.00	000100	42.1
	4,326.00	000100	3.6		4,000.00	000100	18.7

**TABLE 8: BASE PRICE PAID TO GROWERS FOR GRAPES CRUSHED AND DELIVERED TO CALIFORNIA PROCESSORS
FROM THE 2024 CROP WITH BRIX FACTORS AND PURCHASED TONNAGE, BY TYPE, VARIETY, REPORTING DISTRICT
WHERE GROWN, AND WEIGHTED AVERAGE BASE PRICE**

District, Type, and Variety	Base Price	Brix	Tons	District, Type, and Variety	Base Price	Brix	Tons
	Per Ton	Factors			Per Ton	Factors	
	Dollars	Code ¹			Dollars	Code ¹	
DISTRICT 3 (Cont'd)					3,250.00	000100	230.4
Other Red Wine ² (Cont'd)	4,150.00	000100	76.5		3,250.00	011100	1.2
	4,250.00	000100	11.2		3,250.00	017200	99.3
	4,346.00	013600	1.8		3,263.75	000100	54.5
	5,000.00	000100	22.0		3,275.90	017600	71.5
	5,400.00	000100	9.3		3,278.18	000100	44.8
	5,500.00	000100	14.0		3,300.00	000100	101.8
	6,344.00	000100	6.7		3,300.00	009100	10.5
Wtd. Avg. Base & Total Tons	3,714.09		336.1		3,300.00	017200	24.3
					3,300.00	024500	43.2
DISTRICT 4					3,307.50	000100	61.4
Wine Grapes (White)					3,308.00	000100	32.6
Albarino *	2,800.00	000100	1.7		3,313.81	000100	18.5
	3,370.50	000100	1.0		3,320.29	017200	143.8
	3,500.00	000100	3.0		3,350.00	000100	90.6
	3,800.00	000100	6.2		3,350.00	017200	61.0
	4,116.07	000100	6.5		3,369.00	000100	60.8
	4,300.00	000100	5.6		3,387.55	000100	4.8
	4,600.00	020800	8.0		3,400.00	000100	102.4
	4,805.45	024800	1.4		3,400.00	001900	113.9
	9,800.00	013400	1.2		3,412.50	017200	136.1
Wtd. Avg. Base & Total Tons	4,286.49		34.6		3,415.88	000100	21.0
					3,417.00	021200	131.7
Arneis	2,500.00	000100	1.3		3,425.10	017200	109.2
Wtd. Avg. Base & Total Tons	2,500.00		1.3		3,461.83	000100	55.3
					3,475.00	000100	104.9
Chardonnay *	500.00	000100	151.8		3,496.77	000100	12.3
	600.00	000100	1.7		3,500.00	000100	237.7
	800.00	000100	35.2		3,500.00	017200	89.4
	900.00	000100	148.7		3,500.00	020800	10.4
	1,000.00	000100	4.1		3,500.00	021000	1.0
	1,200.00	000100	48.8		3,517.50	017200	22.0
	1,250.00	000100	79.7		3,530.55	000100	128.9
	1,400.00	011400	5.0		3,537.00	000100	25.0
	1,500.00	000100	31.2		3,550.00	021200	24.0
	1,600.00	000100	21.3		3,573.00	024500	45.3
	1,700.00	000100	20.5		3,584.04	000100	85.8
	2,000.00	002200	7.2		3,584.20	000100	39.1
	2,150.00	017600	9.6		3,600.00	000100	333.8
	2,200.00	000100	72.1		3,600.00	020800	2.0
	2,300.00	000100	58.8		3,600.32	000100	7.2
	2,325.00	000100	23.2		3,622.50	000100	60.3
	2,400.00	000100	54.1		3,629.05	000100	108.0
	2,400.00	017400	4.6		3,639.04	000100	385.2
	2,458.12	000100	33.0		3,639.04	017200	52.1
	2,500.00	000100	356.0		3,645.00	000100	11.1
	2,550.00	000100	47.4		3,647.97	021000	3.2
	2,575.00	000100	31.4		3,656.50	017600	23.3
	2,590.88	000100	45.0		3,659.59	000100	33.0
	2,604.66	000100	111.6		3,686.02	000100	23.1
	2,645.16	000100	15.8		3,688.58	024500	50.6
	2,700.00	000100	92.4		3,688.61	000100	20.8
	2,742.44	000100	139.4		3,688.61	017000	102.4
	2,750.00	000100	22.8		3,689.00	000100	22.0
	2,778.30	000100	57.7		3,690.00	000100	18.5
	2,800.00	001900	48.2		3,690.29	000100	156.1
	2,816.41	000100	238.8		3,690.32	000100	31.5
	2,850.00	000100	11.0		3,690.32	017000	15.0
	2,867.11	000100	22.1		3,694.25	000100	25.8
	2,899.00	024500	21.7		3,700.00	000100	133.3
	2,900.00	000100	77.8		3,727.40	000100	20.7
	2,950.00	002200	217.9		3,750.00	000100	43.6
	2,954.00	017200	35.3		3,750.00	017200	102.4
	3,000.00	000100	2.5		3,774.37	000100	4.2
	3,005.00	000100	84.0		3,783.57	000100	4.2
	3,012.86	017600	24.5		3,791.98	000100	26.2
	3,017.16	000100	130.3		3,800.00	000100	9.0
	3,100.00	000100	6.9		3,800.00	017200	59.4
	3,107.00	017200	33.7		3,819.24	013100	7.0
	3,125.00	017200	90.7		3,820.97	017600	104.4
	3,125.59	000100	104.1		3,850.00	017200	10.6
	3,183.42	000100	87.4		3,859.00	000100	22.8
	3,200.00	017200	28.6		3,870.00	020800	9.3
	3,200.00	017600	7.1		3,900.00	000100	3.3
	3,200.00	021200	85.3		3,917.59	000100	54.7

TABLE 8: BASE PRICE PAID TO GROWERS FOR GRAPES CRUSHED AND DELIVERED TO CALIFORNIA PROCESSORS FROM THE 2024 CROP WITH BRIX FACTORS AND PURCHASED TONNAGE, BY TYPE, VARIETY, REPORTING DISTRICT WHERE GROWN, AND WEIGHTED AVERAGE BASE PRICE

District, Type, and Variety	Base Price Per Ton Dollars	Brix Factors Code ¹	Tons	District, Type, and Variety	Base Price Per Ton Dollars	Brix Factors Code ¹	Tons
DISTRICT 4 (Cont'd)							
Chardonnay * (Cont'd)	3,958.22	000100	9.4		5,750.00	000100	16.4
	4,000.00	000100	139.9		5,775.00	000100	4.4
	4,000.00	013100	10.5		5,839.50	000100	14.8
	4,002.94	000100	53.3		5,940.00	000100	18.3
	4,025.00	015500	60.1		6,000.00	000100	42.0
	4,059.32	000100	44.3		6,000.00	017400	3.2
	4,060.00	000100	26.1		6,030.43	000100	4.2
	4,094.13	017600	20.0		6,064.00	000100	1.9
	4,094.19	017600	57.2		6,079.77	000100	16.3
	4,100.00	000100	4.9		6,196.86	025400	4.3
	4,108.00	000100	14.4		6,200.00	000100	23.5
	4,170.03	000100	56.6		6,373.25	000100	6.9
	4,184.90	000100	6.2		6,381.41	021200	9.7
	4,189.04	017600	38.9		6,450.00	020800	9.6
	4,195.17	000100	1.8		6,500.00	000100	8.4
	4,199.60	000100	12.0		6,500.00	011400	2.3
	4,200.00	000100	12.4		6,600.00	000100	6.4
	4,250.00	000100	16.1		6,689.50	000100	14.0
	4,257.00	000100	467.2		7,000.00	000100	17.4
	4,286.49	000100	31.5		7,000.00	004100	12.0
	4,300.00	000100	10.1		7,100.00	000100	2.1
	4,304.76	000100	632.8		7,200.00	020800	12.7
	4,320.17	000100	3.1		7,229.44	000100	30.4
	4,350.00	000100	26.5		7,420.00	020800	15.0
	4,366.85	000100	19.0		7,500.00	000100	13.8
	4,366.85	013100	30.7		8,500.00	000100	6.9
	4,400.00	000100	56.0		8,500.00	004100	12.4
	4,426.30	017600	108.7		8,655.15	000100	16.4
	4,426.33	000100	4.0		8,840.00	020800	12.0
	4,429.35	021200	60.0		9,000.00	021200	21.7
	4,447.03	000100	12.3		9,100.00	020800	3.8
	4,500.00	000100	81.5		9,500.00	000100	2.8
	4,500.00	016335	6.6		10,100.00	000100	7.8
	4,500.00	017200	39.7		10,300.00	000100	0.4
	4,500.00	020800	10.2		13,304.13	000100	19.8
	4,500.00	021000	3.9		17,500.00	000100	18.6
	4,594.07	000100	25.4	Wtd. Avg. Base & Total Tons	3,713.68		11,890.9
	4,597.71	000100	216.2	Chenin Blanc	2,766.00	000100	4.1
	4,631.00	011100	4.3		2,800.00	000100	2.2
	4,650.00	000100	2.2		3,000.00	000100	12.1
	4,700.00	007800	11.3		3,145.92	000100	17.4
	4,700.00	022600	72.9		3,200.00	000100	3.4
	4,750.00	000100	18.6		3,397.30	000100	2.5
	4,750.00	021200	5.5		3,397.35	017200	7.7
	4,774.05	017600	17.0		3,399.17	000100	3.7
	4,795.15	017600	84.4		3,400.00	000100	1.4
	4,800.00	000100	4.3		3,494.30	000100	7.7
	4,900.00	017600	30.7		3,778.97	000100	23.8
	4,957.87	000100	11.1		4,000.00	000100	3.8
	4,961.25	000100	3.7		4,500.00	000100	0.8
	5,000.00	000100	67.5	Wtd. Avg. Base & Total Tons	3,389.13		90.6
	5,000.00	000800	388.8	Fiano	2,500.00	000100	1.6
	5,000.00	020800	10.4	Wtd. Avg. Base & Total Tons	2,500.00		1.6
	5,000.00	021200	6.6	Flora	2,600.00	000100	5.9
	5,039.28	017600	8.2		2,789.46	000100	22.4
	5,040.00	017600	12.9	Wtd. Avg. Base & Total Tons	2,749.96		28.3
	5,092.00	000100	3.1	Grenache Blanc *	3,750.00	000100	40.9
	5,092.37	000100	5.7	Wtd. Avg. Base & Total Tons	3,750.00		40.9
	5,095.20	017200	9.5	Malvasia Bianca	3,000.00	000100	4.1
	5,140.53	000100	79.5	Wtd. Avg. Base & Total Tons	3,000.00		4.1
	5,150.00	000100	12.3	Marsanne	2,555.00	000100	11.0
	5,200.00	000100	9.2	Wtd. Avg. Base & Total Tons	2,555.00		11.0
	5,250.00	000100	51.1	Muscat Blanc *	2,500.00	000100	0.7
	5,250.00	013100	5.3		2,824.12	000100	2.1
	5,252.04	000100	44.8		2,913.57	000100	9.1
	5,360.38	000100	4.0		3,333.00	003200	3.4
	5,447.80	016800	5.1		3,600.00	000100	2.6
	5,500.00	000100	145.2	Wtd. Avg. Base & Total Tons	3,066.28		17.9
	5,512.00	000100	7.2				
	5,512.50	013100	11.3				
	5,550.00	000100	9.6				
	5,575.92	000100	7.6				
	5,625.00	024800	9.4				
	5,691.61	016335	10.0				

**TABLE 8: BASE PRICE PAID TO GROWERS FOR GRAPES CRUSHED AND DELIVERED TO CALIFORNIA PROCESSORS
FROM THE 2024 CROP WITH BRIX FACTORS AND PURCHASED TONNAGE, BY TYPE, VARIETY, REPORTING DISTRICT
WHERE GROWN, AND WEIGHTED AVERAGE BASE PRICE**

District, Type, and Variety	Base Price	Brix	Tons	District, Type, and Variety	Base Price	Brix	Tons
	Per Ton	Factors			Per Ton	Factors	
	Dollars	Code ¹			Dollars	Code ¹	
DISTRICT 4 (Cont'd)					3,100.00	017200	14.3
Picpoul Blanc	2,200.00	000100	2.0		3,147.00	000100	4.7
Wtd. Avg. Base & Total Tons	2,200.00		2.0		3,147.00	013600	3.3
					3,147.40	000100	51.1
Pinot Blanc	2,500.00	000100	1.8		3,150.00	000100	0.3
	2,900.00	000100	38.6		3,150.00	013400	139.0
	2,900.00	008200	4.8		3,153.00	017200	24.1
	3,000.00	000100	61.7		3,160.00	000100	28.6
Wtd. Avg. Base & Total Tons	2,950.98		106.9		3,160.43	017000	35.5
					3,160.48	000100	506.0
Pinot Gris *	2,150.00	000100	3.8		3,160.52	017000	74.1
	2,570.00	000100	7.5		3,164.00	000100	1.1
	2,600.00	000100	6.9		3,164.75	000100	79.0
	2,625.00	000100	50.2		3,188.12	013400	60.8
Wtd. Avg. Base & Total Tons	2,590.06		68.4		3,200.00	000100	226.3
					3,200.00	013400	34.0
Ribolla Gialla *	2,500.00	000100	1.6		3,229.05	000100	27.4
	4,000.00	000100	2.2		3,247.40	000100	47.5
	4,000.00	008100	11.9		3,250.00	000100	62.1
	4,000.00	009300	5.4		3,300.00	000100	29.1
	4,500.00	000100	4.5		3,335.00	000100	40.6
Wtd. Avg. Base & Total Tons	3,994.14		25.6		3,352.65	000100	10.5
					3,384.16	017200	10.2
Roussanne	3,500.00	000100	3.1		3,400.00	000100	110.4
	3,611.08	000100	4.0		3,400.55	000100	44.0
Wtd. Avg. Base & Total Tons	3,562.58		7.1		3,400.55	002200	54.8
					3,413.00	000100	21.0
Sauvignon Blanc *	200.00	000100	34.9		3,426.20	000100	6.7
	500.00	000100	1.3		3,427.00	000100	5.6
	800.00	000100	5.7		3,427.74	000100	19.8
	1,000.00	000100	8.9		3,428.00	017200	11.0
	1,500.00	000100	10.1		3,432.00	003200	11.8
	1,500.00	017000	11.5		3,455.69	017400	5.1
	1,797.68	000100	2.0		3,462.00	013400	8.0
	1,800.00	000100	3.6		3,462.14	000100	11.6
	1,925.00	017200	1.7		3,462.14	017000	14.9
	2,000.00	000100	21.0		3,476.53	000100	136.0
	2,000.00	013600	0.2		3,476.57	013400	62.2
	2,300.00	000100	255.0		3,481.18	000100	18.2
	2,387.72	017200	6.5		3,500.00	000100	97.2
	2,397.00	017200	12.7		3,500.00	001900	39.4
	2,400.00	000100	37.7		3,500.00	013100	9.0
	2,400.00	001900	47.0		3,500.00	013400	145.6
	2,400.00	017000	3.2		3,500.00	015300	5.0
	2,400.00	017400	10.8		3,500.00	017000	13.9
	2,432.00	000100	65.1		3,500.00	017400	19.2
	2,500.00	000100	104.0		3,503.52	017000	34.3
	2,500.00	017000	5.9		3,517.02	000100	26.0
	2,500.00	020800	9.5		3,527.57	000100	31.7
	2,510.00	000100	25.7		3,533.00	000100	267.2
	2,550.00	000100	0.5		3,556.52	000100	36.7
	2,555.00	013600	32.6		3,570.00	000100	8.9
	2,555.00	017000	10.9		3,570.00	027800	3.2
	2,600.00	000100	19.4		3,600.00	000100	77.3
	2,731.00	000100	59.0		3,600.00	013400	18.3
	2,750.00	000100	2.3		3,605.00	000100	30.4
	2,800.00	000100	4.5		3,605.00	001900	30.4
	2,800.00	001800	62.8		3,615.41	000100	4.9
	2,850.00	000100	25.9		3,634.00	000100	20.4
	2,900.00	000100	66.3		3,634.45	000100	9.5
	2,920.00	000100	2.2		3,635.00	000100	27.0
	2,925.00	000100	61.5		3,650.00	000100	15.7
	2,925.00	013400	49.6		3,650.00	017000	18.1
	3,000.00	000100	255.3		3,678.30	000100	29.3
	3,000.00	001800	45.7		3,700.00	000100	36.7
	3,000.00	013400	1.9		3,713.00	000100	44.0
	3,000.00	017000	1.5		3,713.00	001700	2.5
	3,000.00	017400	10.2		3,713.15	000100	16.4
	3,018.00	000100	18.7		3,748.50	000100	9.7
	3,030.00	000100	262.8		3,750.00	000100	66.7
	3,060.82	013400	22.4		3,774.51	013600	10.1
	3,071.67	013400	9.0		3,776.88	000100	5.0
	3,087.00	013400	13.9		3,776.88	013100	15.7
	3,100.00	000100	72.1		3,792.58	000100	27.8
	3,100.00	008200	14.3		3,792.62	000100	2.4

**TABLE 8: BASE PRICE PAID TO GROWERS FOR GRAPES CRUSHED AND DELIVERED TO CALIFORNIA PROCESSORS
FROM THE 2024 CROP WITH BRIX FACTORS AND PURCHASED TONNAGE, BY TYPE, VARIETY, REPORTING DISTRICT
WHERE GROWN, AND WEIGHTED AVERAGE BASE PRICE**

District, Type, and Variety	Base Price	Brix	Tons	District, Type, and Variety	Base Price	Brix	Tons
	Per Ton	Factors			Per Ton	Factors	
	Dollars	Code ¹			Dollars	Code ¹	
DISTRICT 4 (Cont'd)							
Sauvignon Blanc * (Cont'd)	3,800.00	000100	31.1		4,100.00	009000	12.0
	3,800.00	013400	49.5		4,120.00	000100	24.0
	3,803.00	002000	41.9		4,221.14	000100	19.1
	3,845.35	000100	33.6		4,232.40	007800	29.6
	3,850.00	017200	8.0		4,331.00	000100	1.7
	3,950.00	000100	15.4		4,440.70	000100	7.5
	4,000.00	000100	52.5		5,000.00	000100	0.7
	4,000.00	002200	93.0		5,250.00	000100	2.8
	4,000.00	015300	5.2		5,500.00	000100	1.7
	4,000.00	017100	5.6	Wtd. Avg. Base & Total Tons	5,654.63	000100	1.7
	4,000.00	020800	3.6		3,827.00		272.4
	4,000.00	023500	4.3	Tocai Friulano	3,800.00	017000	10.4
	4,000.71	000100	5.6		4,000.00	000100	1.3
	4,080.00	000100	10.7		4,000.00	017000	3.7
	4,100.00	000100	2.2	Wtd. Avg. Base & Total Tons	3,864.94		15.4
	4,200.00	000100	14.6	Verdejo	2,841.00	000100	1.0
	4,250.00	000100	3.6	Wtd. Avg. Base & Total Tons	2,841.00		1.0
	4,378.00	000100	23.0	Vermentino *	2,423.00	000100	3.6
	4,500.00	000100	40.3		2,750.00	000100	1.4
	4,502.00	000100	3.1		4,000.00	000100	3.2
	4,600.00	000100	2.9		4,715.00	000100	3.3
	4,635.00	021000	3.0	Wtd. Avg. Base & Total Tons	3,559.33		11.5
	4,830.00	000100	4.9	Viognier	3,000.00	000100	3.1
	5,000.00	000100	58.6		3,018.00	021200	10.1
	5,000.00	001940	18.9		3,172.41	000100	25.0
	5,000.00	060517	4.5		3,711.75	000100	0.4
	5,061.89	000100	2.2		3,717.68	000100	32.9
	5,084.00	000100	6.4		4,000.00	000100	1.6
	5,200.00	000100	4.4		4,100.00	000100	3.4
	5,250.00	000100	7.7		4,190.00	000100	1.6
	5,393.29	000100	5.8		4,228.00	000100	2.2
	5,418.82	017400	3.3		4,242.00	000100	6.0
	5,500.00	000100	16.4		4,652.00	000100	1.3
	5,600.00	000100	2.8		5,000.00	000100	7.6
	5,665.00	028200	3.1		5,220.72	004050	3.0
	5,800.00	000100	3.5		6,000.00	000100	2.4
	5,808.58	000100	5.3	Wtd. Avg. Base & Total Tons	3,765.37		100.6
	5,834.95	000100	4.5	White Riesling *	2,000.00	000100	7.5
	6,000.00	000100	3.7		2,664.00	000100	4.7
	6,262.56	000100	10.6		3,675.00	015500	3.0
	6,933.40	000100	1.4		5,000.00	001050	47.1
	7,000.00	000100	6.7		5,000.00	001310	52.7
	8,000.00	000100	2.9	Wtd. Avg. Base & Total Tons	4,674.31		115.0
Wtd. Avg. Base & Total Tons	3,265.63		5,745.9	Other White Wine ²	2,500.00	000100	0.5
Sauvignon Gris	3,027.22	000100	32.8		2,625.00	010900	1.8
	3,200.00	000100	10.6		3,639.04	000100	2.1
Wtd. Avg. Base & Total Tons	3,069.42		43.4		3,985.07	010900	14.5
Sauvignon Vert *	3,673.29	000100	4.9		5,678.31	000100	10.5
Wtd. Avg. Base & Total Tons	3,673.29		4.9	Wtd. Avg. Base & Total Tons	4,456.56		29.4
Semillon	2,060.00	000100	3.6	Wine Grapes (Red)			
	2,450.00	000100	2.9	Aglianico	5,134.66	000100	1.3
	2,550.00	000100	0.5	Wtd. Avg. Base & Total Tons	5,134.66		1.3
	2,825.00	000100	0.5	Aleatico	1,803.10	000100	3.5
	3,000.00	000100	2.2	Wtd. Avg. Base & Total Tons	1,803.10		3.5
	3,030.00	000100	9.9	Barbera	3,828.96	000100	1.4
	3,200.00	000100	13.8	Wtd. Avg. Base & Total Tons	3,828.96		1.4
	3,388.00	000100	14.0	Cabernet Franc	200.00	000100	15.4
	3,500.00	000100	19.8		400.00	000100	4.2
	3,605.00	021000	3.2		500.00	000100	6.2
	3,605.45	000100	2.1		975.55	024600	8.3
	3,700.00	000100	6.7		1,000.00	000100	10.3
	3,710.47	000100	3.1		1,500.00	000100	1.1
	3,732.66	000100	0.3		2,000.00	000100	31.1
	3,750.00	000100	12.5		2,000.00	020460	0.9
	3,761.85	008100	7.5		2,092.00	000100	1.0
	3,766.45	000100	26.6				
	3,800.00	000100	25.3				
	3,800.00	008100	4.0				
	3,982.00	000100	6.2				
	4,000.00	000100	1.5				
	4,100.00	000100	5.4				

TABLE 8: BASE PRICE PAID TO GROWERS FOR GRAPES CRUSHED AND DELIVERED TO CALIFORNIA PROCESSORS FROM THE 2024 CROP WITH BRIX FACTORS AND PURCHASED TONNAGE, BY TYPE, VARIETY, REPORTING DISTRICT WHERE GROWN, AND WEIGHTED AVERAGE BASE PRICE

District, Type, and Variety	Base Price	Brix	Tons	District, Type, and Variety	Base Price	Brix	Tons
	Per Ton	Factors			Per Ton	Factors	
	Dollars	Code ¹			Dollars	Code ¹	
DISTRICT 4 (Cont'd)					10,453.61	000100	1.9
Cabernet Franc (Cont'd)	2,437.39	023000	25.8		10,500.00	000100	5.8
	2,500.00	000100	2.0		10,500.00	027800	21.9
	3,000.00	000100	9.5		10,506.00	024800	6.8
	3,500.00	000100	6.9		10,600.00	000100	3.6
	4,000.00	000100	7.8		10,623.00	000100	6.5
	4,000.00	014000	10.6		10,629.81	000100	27.1
	4,000.00	020800	0.6		10,630.00	000100	12.4
	4,100.00	010900	3.5		10,632.00	000100	3.7
	4,540.09	000100	11.0		10,633.00	000100	0.7
	4,660.00	000100	10.9		10,669.51	000100	4.2
	4,700.00	020900	3.2		10,699.35	000100	4.3
	5,000.00	000100	68.7		10,699.51	000100	1.5
	5,200.00	021200	1.7		10,699.51	014400	2.1
	5,500.00	000100	5.1		10,700.00	000100	0.8
	5,500.00	003100	3.4		10,744.00	000100	15.4
	5,513.00	017200	1.0		10,744.00	024500	12.4
	5,593.00	017800	10.9		10,769.73	000100	4.0
	5,750.00	000100	3.9		10,800.00	000100	6.2
	5,838.05	000100	9.7		10,904.15	023500	4.1
	6,000.00	000100	6.5		10,937.14	000100	10.8
	6,500.00	000100	2.5		11,000.00	000100	23.8
	6,750.00	000100	3.2		11,151.76	000100	4.5
	6,913.58	000100	2.1		11,161.00	000100	4.8
	6,977.00	000100	1.7		11,190.70	025400	3.1
	7,000.00	000100	21.9		11,248.64	000100	3.5
	7,343.13	013600	0.7		11,250.00	000100	8.9
	7,426.00	000100	2.0		11,304.69	000100	6.9
	7,437.35	000100	1.4		11,464.96	000100	4.0
	7,437.35	021000	1.4		11,500.00	000100	9.6
	7,468.61	000100	5.1		11,500.00	024800	1.5
	7,500.00	000100	36.8		11,513.00	000100	1.3
	7,500.00	017400	2.1		11,692.79	000100	2.1
	7,600.00	000100	15.0		11,695.99	000100	5.0
	7,750.00	000100	11.2		11,698.47	000100	3.0
	7,772.61	000100	3.4		11,743.11	000100	11.8
	7,800.00	000100	9.8		11,768.00	000100	33.4
	7,850.00	000100	21.5		11,850.93	002600	7.7
	7,868.30	000100	5.7		11,965.00	000100	1.8
	7,919.92	000100	2.2		12,000.00	000100	13.8
	8,000.00	000100	3.1		12,000.00	002300	3.1
	8,000.00	017600	8.3		12,000.00	019550	0.1
	8,000.00	026900	5.1		12,000.00	025400	2.2
	8,000.00	027800	2.5		12,000.00	026900	3.1
	8,248.00	000100	13.7		12,000.00	027800	1.9
	8,300.00	000100	2.0		12,006.00	000100	1.3
	8,400.00	000100	18.0		12,009.00	000100	3.1
	8,451.68	000100	25.7		12,061.97	000100	3.4
	8,464.00	000100	2.9		12,198.89	000100	2.9
	8,474.13	000100	4.3		12,199.63	000100	16.8
	8,500.00	000100	9.2		12,227.63	000100	50.3
	8,686.00	013100	7.8		12,288.55	000100	4.1
	8,686.00	025100	6.7		12,304.44	000100	30.8
	8,750.00	025100	5.5		12,359.70	000100	1.7
	8,900.00	000100	4.1		12,500.00	000100	20.1
	9,000.00	000100	31.6		12,500.00	029300	0.3
	9,000.00	003400	1.6		12,600.00	000100	4.6
	9,000.00	017600	1.3		12,700.00	000100	6.1
	9,068.58	000100	0.1		12,700.00	010900	2.1
	9,081.00	000100	9.3		12,750.00	000100	14.5
	9,082.00	000100	26.7		12,750.00	027800	3.1
	9,500.00	000100	11.3		12,756.00	000100	42.6
	9,537.00	000100	2.3		12,792.00	000100	6.4
	9,643.63	000100	0.8		13,000.00	000100	13.3
	9,750.00	000100	13.0		13,279.64	000100	18.9
	9,900.00	000100	27.2		13,290.90	000100	1.3
	9,908.93	000100	2.9		13,300.00	000100	3.6
	9,966.59	000100	0.9		13,500.00	000100	8.3
	9,969.75	028200	1.1		13,500.00	024500	2.4
	10,000.00	000100	20.5		13,745.19	000100	2.4
	10,163.00	000100	24.5		13,819.00	000100	0.1
	10,280.28	024500	22.8		14,000.00	000100	7.3
	10,300.00	021000	4.3		14,000.00	001940	4.1
	10,416.00	000100	8.9		14,000.00	024500	2.7
	10,432.50	000100	3.9		14,174.89	021000	4.5

TABLE 8: BASE PRICE PAID TO GROWERS FOR GRAPES CRUSHED AND DELIVERED TO CALIFORNIA PROCESSORS FROM THE 2024 CROP WITH BRIX FACTORS AND PURCHASED TONNAGE, BY TYPE, VARIETY, REPORTING DISTRICT WHERE GROWN, AND WEIGHTED AVERAGE BASE PRICE

District, Type, and Variety	Base Price	Brix	Tons	District, Type, and Variety	Base Price	Brix	Tons
	Per Ton	Factors			Per Ton	Factors	
	Dollars	Code ¹			Dollars	Code ¹	
DISTRICT 4 (Cont'd)					2,800.00	000100	124.8
Cabernet Franc (Cont'd)	14,250.00	000100	4.8		2,800.00	017900	46.7
	14,593.22	000100	5.9		2,912.00	000100	30.9
	15,000.00	000100	5.3		3,000.00	000100	67.1
	15,500.00	000100	1.8		3,000.00	017000	0.8
	15,746.31	000100	9.1		3,000.00	017400	74.9
	16,000.00	000100	9.1		3,000.00	024800	1.0
	16,079.61	000100	3.6		3,030.00	000100	6.9
	16,500.00	000100	4.2		3,200.00	000100	70.6
	16,974.40	000100	0.5		3,500.00	000100	494.7
	17,500.00	000100	2.1		3,500.00	002600	144.0
	17,630.47	000100	1.1		3,500.00	020460	0.8
	17,733.95	000100	2.5		3,573.85	000100	11.4
	17,939.82	000100	3.8		3,750.00	000100	290.7
	18,000.00	000100	15.8		3,870.36	000100	11.8
	18,085.80	024500	2.5		4,000.00	000100	442.7
	18,256.96	000100	2.1		4,000.00	014000	0.8
	18,470.41	000100	1.1		4,000.00	014400	10.7
	18,709.86	024600	1.4		4,000.00	017400	118.0
	19,250.00	000100	25.8		4,000.00	020800	2.4
	20,000.00	000100	9.2		4,200.00	000100	2.0
	20,140.63	000100	10.1		4,250.00	000100	1.3
	20,187.50	000100	0.8		4,300.00	025100	1.1
	21,475.57	000100	6.6		4,375.00	000100	21.2
	22,000.00	000100	4.9		4,389.17	000100	3.4
	22,423.46	000100	9.5		4,500.00	000100	667.6
	25,000.00	000100	21.3		4,500.00	017400	308.6
	30,000.00	000100	2.1		4,500.00	021000	6.7
	32,115.57	000100	5.3		4,500.00	024500	5.6
	32,500.00	000100	8.5		4,517.00	003200	19.2
	35,485.28	027100	8.0		4,590.00	003100	3.1
	39,375.00	000100	0.7		4,750.00	000100	154.1
	43,750.00	000100	0.9		4,750.00	017400	42.8
	47,835.99	027100	2.0		4,800.00	000100	11.8
	50,000.00	000100	7.7		5,000.00	000100	1,031.0
	52,500.00	000100	6.9		5,000.00	020460	0.8
	56,035.97	027100	1.4		5,000.00	020800	1.4
	56,110.07	027100	10.7		5,000.00	021200	1.2
Wtd. Avg. Base & Total Tons	11,287.16		1,584.1		5,000.00	021500	4.3
					5,070.89	000100	141.3
Cabernet Sauvignon	200.00	000100	178.0		5,200.00	000100	12.2
	400.00	000100	15.7		5,200.00	024800	4.5
	478.00	000100	14.0		5,300.00	000100	8.7
	500.00	000100	26.8		5,400.00	000100	2.1
	500.00	022700	2.2		5,480.00	000100	617.2
	500.79	000100	11.5		5,480.00	014100	0.5
	600.00	000100	0.8		5,500.00	000100	737.6
	600.00	022700	23.4		5,500.00	003100	25.8
	750.00	000100	2.2		5,513.00	017200	23.3
	750.00	021500	12.2		5,593.00	017800	61.2
	775.00	000100	4.6		5,600.00	000100	13.0
	1,000.00	000100	291.3		5,665.00	000100	21.0
	1,000.00	017800	103.7		5,700.00	000100	138.3
	1,000.00	025300	35.1		5,750.00	000100	49.8
	1,100.00	021500	22.8		5,750.00	017900	45.5
	1,125.00	000100	80.0		5,800.00	000100	49.9
	1,200.00	000100	283.1		5,913.33	000100	99.7
	1,200.00	024500	1.5		6,000.00	000100	2,724.5
	1,250.00	000100	180.6		6,000.00	003100	16.1
	1,300.00	000100	47.9		6,000.00	017400	2.1
	1,300.00	022700	197.9		6,000.00	021500	5.2
	1,500.00	000100	947.2		6,000.00	023400	3.9
	1,616.00	000100	8.4		6,000.00	027800	3.0
	1,750.00	000100	25.9		6,200.00	000100	95.8
	1,800.00	000100	0.2		6,222.00	000100	208.8
	1,800.00	002600	13.8		6,261.00	021200	6.0
	1,857.00	000100	151.4		6,261.13	023100	6.9
	2,000.00	000100	279.9		6,283.00	000100	31.0
	2,000.00	024800	2.0		6,300.00	000100	100.8
	2,437.39	024600	43.3		6,365.00	000100	8.3
	2,500.00	000100	959.0		6,400.00	000100	8.2
	2,500.00	024500	6.3		6,426.63	003100	10.5
	2,645.63	000100	7.4		6,500.00	000100	658.4
	2,742.00	000100	19.1		6,500.00	003100	9.6
	2,750.00	000100	22.3		6,500.00	017900	46.6

TABLE 8: BASE PRICE PAID TO GROWERS FOR GRAPES CRUSHED AND DELIVERED TO CALIFORNIA PROCESSORS FROM THE 2024 CROP WITH BRIX FACTORS AND PURCHASED TONNAGE, BY TYPE, VARIETY, REPORTING DISTRICT WHERE GROWN, AND WEIGHTED AVERAGE BASE PRICE

District, Type, and Variety	Base Price	Brix	Tons	District, Type, and Variety	Base Price	Brix	Tons
	Per Ton	Factors			Per Ton	Factors	
	Dollars	Code ¹			Dollars	Code ¹	
DISTRICT 4 (Cont'd)					7,914.44	024800	127.5
Cabernet Sauvignon (Cont'd)	6,567.53	017900	32.3		7,923.06	000100	40.2
	6,600.00	000100	53.8		7,927.27	000100	0.1
	6,601.30	000100	45.3		7,965.50	026900	183.0
	6,615.00	025000	34.2		7,979.77	000100	234.7
	6,635.68	000100	36.8		8,000.00	000100	454.3
	6,683.17	000100	8.1		8,000.00	017000	5.4
	6,696.00	000100	80.9		8,000.00	021500	2.1
	6,696.60	000100	4.3		8,000.00	024800	23.3
	6,700.00	000100	50.4		8,000.00	025000	141.7
	6,762.60	003100	5.5		8,000.00	025300	12.2
	6,762.60	017900	56.7		8,000.00	026900	8.3
	6,770.00	000100	11.0		8,000.00	029800	1.8
	6,798.00	017900	44.5		8,082.00	000100	4.3
	6,800.00	026900	31.8		8,100.00	000100	0.9
	6,807.52	025000	137.6		8,150.00	024800	42.4
	6,825.00	017900	242.9		8,160.00	000100	1.7
	6,842.81	017900	222.0		8,160.00	017900	245.5
	6,850.00	000100	32.2		8,169.75	000100	46.1
	6,895.85	000100	159.1		8,169.75	024800	272.5
	6,900.00	000100	217.8		8,169.75	026900	22.4
	6,913.58	000100	22.3		8,170.00	000100	21.2
	6,950.00	000100	6.3		8,250.00	000100	20.9
	6,969.82	000100	49.8		8,311.39	000100	6.4
	7,000.00	000100	842.8		8,333.00	000100	66.1
	7,000.00	003100	11.4		8,352.52	024500	1.0
	7,000.00	017900	59.8		8,373.99	026900	13.5
	7,000.00	025100	51.6		8,400.00	000100	75.3
	7,017.00	003200	47.4		8,400.00	024800	10.7
	7,026.58	000100	126.4		8,400.00	026900	17.0
	7,049.22	027800	176.2		8,443.00	000100	75.0
	7,102.73	000100	76.9		8,446.00	000100	11.0
	7,134.88	000100	94.4		8,446.00	028200	1.1
	7,157.62	024500	2.7		8,446.22	000100	13.4
	7,176.88	000100	0.8		8,450.00	000100	37.8
	7,210.00	000100	18.0		8,464.00	000100	4.4
	7,249.00	013600	111.1		8,490.00	000100	43.9
	7,249.00	028100	17.5		8,500.00	000100	161.8
	7,250.00	025000	56.9		8,500.00	017900	21.6
	7,264.22	000100	16.0		8,500.00	021200	4.2
	7,300.00	000100	45.6		8,500.00	021500	6.8
	7,341.13	013600	1.4		8,500.00	024800	19.6
	7,352.64	000100	167.5		8,500.00	025100	8.3
	7,387.00	000100	3.5		8,500.00	025300	1.6
	7,400.00	000100	30.2		8,500.00	026900	8.3
	7,400.00	024800	37.5		8,500.00	027800	7.0
	7,412.96	000100	25.4		8,578.25	000100	23.0
	7,426.30	017900	44.8		8,579.14	000100	6.3
	7,436.00	000100	4.4		8,600.00	000100	159.1
	7,440.48	025100	6.3		8,602.90	024800	9.9
	7,500.00	000100	575.7		8,622.00	000100	47.6
	7,500.00	003100	18.0		8,641.57	000100	51.1
	7,500.00	020800	211.0		8,652.18	000100	12.9
	7,500.00	021000	5.4		8,655.10	000100	5.3
	7,500.00	024500	4.5		8,680.36	024800	94.7
	7,500.00	024800	30.7		8,686.59	000100	55.2
	7,510.40	000100	58.5		8,693.36	000100	149.6
	7,595.47	000100	28.0		8,700.00	000100	55.7
	7,600.00	000100	20.0		8,741.18	017900	53.4
	7,600.00	024800	18.1		8,742.00	000100	42.2
	7,650.00	000100	16.8		8,743.28	000100	30.7
	7,691.53	017900	74.3		8,750.00	000100	5.0
	7,718.00	000100	14.3		8,770.89	000100	25.0
	7,783.58	000100	39.5		8,775.00	000100	39.7
	7,798.00	025300	3.2		8,800.00	000100	31.9
	7,800.00	000100	274.5		8,803.40	000100	95.6
	7,800.00	024800	8.5		8,813.00	000100	17.1
	7,803.00	000100	14.0		8,819.00	000100	23.1
	7,828.00	000100	68.7		8,819.37	020800	72.8
	7,840.00	017800	21.9		8,847.00	000100	484.4
	7,875.00	000100	18.5		8,883.97	000100	58.6
	7,875.00	025300	20.7		8,896.98	000100	6.5
	7,894.00	000100	94.4		8,900.00	000100	31.7
	7,895.68	000100	16.5		8,925.00	000100	32.5
	7,900.00	000100	145.0		8,925.00	026900	21.8

**TABLE 8: BASE PRICE PAID TO GROWERS FOR GRAPES CRUSHED AND DELIVERED TO CALIFORNIA PROCESSORS
FROM THE 2024 CROP WITH BRIX FACTORS AND PURCHASED TONNAGE, BY TYPE, VARIETY, REPORTING DISTRICT
WHERE GROWN, AND WEIGHTED AVERAGE BASE PRICE**

District, Type, and Variety	Base Price	Brix	Tons	District, Type, and Variety	Base Price	Brix	Tons
	Per Ton	Factors			Per Ton	Factors	
	Dollars	Code ¹			Dollars	Code ¹	
DISTRICT 4 (Cont'd)					9,587.82	000100	5.1
Cabernet Sauvignon (Cont'd)					9,600.00	000100	10.4
	8,928.00	000100	18.9		9,604.00	000100	5.6
	8,928.80	003100	499.3		9,617.61	000100	5.1
	8,928.80	003100	27.5		9,643.10	000100	58.7
	8,929.00	000100	21.5		9,643.63	000100	11.6
	8,929.80	000100	6.0		9,650.52	000100	8.3
	8,960.00	023500	13.2		9,666.96	000100	2.9
	8,974.00	017200	9.3		9,669.00	000100	3.6
	8,986.78	000100	16.1		9,686.47	000100	21.2
	8,988.81	000100	26.3		9,696.00	024800	5.7
	9,000.00	000100	567.4		9,696.75	000100	43.2
	9,000.00	001900	71.6		9,697.39	000100	11.1
	9,000.00	003010	78.5		9,700.00	000100	10.8
	9,000.00	017900	4.8		9,700.90	000100	6.6
	9,000.00	023000	42.7		9,737.04	000100	8.5
	9,000.00	024800	155.7		9,737.50	000100	12.8
	9,000.00	025000	14.7		9,745.09	000100	4.3
	9,012.19	000100	10.9		9,746.62	000100	14.0
	9,068.58	000100	34.4		9,750.00	000100	110.7
	9,077.77	000100	13.0		9,757.46	002300	45.8
	9,080.28	000100	151.6		9,771.30	000100	13.3
	9,082.00	017900	57.0		9,795.00	024500	18.0
	9,084.53	000100	27.8		9,800.00	021000	7.7
	9,100.00	000100	15.2		9,811.38	000100	29.1
	9,107.83	003100	12.4		9,821.68	000100	290.5
	9,154.46	000100	12.6		9,821.68	024500	17.2
	9,190.80	000100	2.3		9,834.54	000100	11.7
	9,190.97	024800	25.0		9,835.84	000100	7.4
	9,194.00	000100	72.3		9,836.25	000100	9.6
	9,200.00	000100	84.6		9,843.52	014100	3.4
	9,234.88	000100	654.8		9,851.00	000100	7.0
	9,234.88	002600	10.0		9,855.00	000100	8.5
	9,234.88	024800	3.5		9,945.13	000100	25.5
	9,235.00	000100	191.0		9,950.00	000100	74.1
	9,235.00	024500	2.1		9,961.00	000100	5.9
	9,235.09	000100	74.7		9,969.75	028200	4.2
	9,235.40	000100	10.7		9,975.00	000100	50.4
	9,235.52	000100	8.0		9,975.44	024500	14.7
	9,235.61	000100	7.7		9,992.44	003200	33.1
	9,236.00	025100	0.5		10,000.00	000100	487.4
	9,250.00	000100	26.6		10,000.00	002275	44.9
	9,270.00	000100	51.5		10,000.00	003100	34.2
	9,280.28	000100	11.9		10,000.00	024500	14.4
	9,286.23	000100	34.9		10,000.00	024800	14.7
	9,286.83	000100	3.7		10,000.00	025100	13.5
	9,300.00	000100	1.4		10,000.00	026900	25.0
	9,308.00	000100	2.9		10,000.00	027100	20.3
	9,335.92	000100	4.8		10,000.00	027800	35.4
	9,350.00	000100	9.7		10,004.80	017900	71.2
	9,360.00	000100	25.4		10,025.00	000100	3.0
	9,371.25	000100	11.9		10,078.55	000100	17.0
	9,375.24	000100	46.2		10,081.43	025100	2.2
	9,379.81	002600	20.2		10,100.00	000100	4.2
	9,400.00	028800	7.8		10,103.00	000100	5.4
	9,438.89	000100	83.7		10,121.00	000100	9.1
	9,442.48	024500	10.0		10,125.00	000100	17.4
	9,450.00	000100	36.1		10,126.20	000100	30.7
	9,450.00	024500	21.6		10,127.93	000100	5.6
	9,461.00	000100	31.1		10,129.58	000100	8.6
	9,463.19	000100	7.6		10,129.58	029125	3.8
	9,472.19	000100	13.0		10,158.27	000100	14.8
	9,474.05	000100	15.4		10,158.50	000100	9.9
	9,500.00	000100	350.8		10,158.94	000100	57.6
	9,500.00	017800	4.0		10,158.94	017600	30.6
	9,500.00	023500	7.3		10,159.16	000100	5.2
	9,500.00	024800	6.2		10,159.17	000100	70.2
	9,500.00	025000	319.8		10,176.22	000100	30.6
	9,500.00	025300	4.9		10,188.27	000100	14.6
	9,514.95	000100	29.5		10,190.74	000100	43.9
	9,522.01	000100	1.9		10,200.00	000100	17.8
	9,548.00	000100	1.5		10,231.67	000100	5.1
	9,550.90	017900	68.9		10,250.00	000100	30.1
	9,553.82	000100	27.3		10,255.10	000100	50.7
	9,558.61	000100	52.3		10,268.00	000100	5.0

TABLE 8: BASE PRICE PAID TO GROWERS FOR GRAPES CRUSHED AND DELIVERED TO CALIFORNIA PROCESSORS FROM THE 2024 CROP WITH BRIX FACTORS AND PURCHASED TONNAGE, BY TYPE, VARIETY, REPORTING DISTRICT WHERE GROWN, AND WEIGHTED AVERAGE BASE PRICE

District, Type, and Variety	Base Price	Brix	Tons	District, Type, and Variety	Base Price	Brix	Tons
	Per Ton	Factors			Per Ton	Factors	
	Dollars	Code ¹			Dollars	Code ¹	
DISTRICT 4 (Cont'd)					11,082.00	000100	11.7
Cabernet Sauvignon (Cont'd)	10,268.12	000100	54.8		11,082.11	000100	9.8
	10,269.37	000100	8.2		11,082.11	017900	49.7
	10,283.53	024600	54.1		11,082.73	000100	40.9
	10,300.00	000100	45.3		11,100.00	000100	94.3
	10,300.00	017900	22.4		11,101.20	000100	2.1
	10,319.00	000100	30.8		11,104.69	000100	3.2
	10,344.08	000100	8.6		11,114.00	000100	4.6
	10,345.20	024800	2.8		11,139.45	000100	12.8
	10,418.59	000100	14.2		11,139.45	017900	31.8
	10,418.63	000100	7.6		11,161.00	000100	19.6
	10,419.17	017900	14.2		11,181.00	000100	237.5
	10,449.34	000100	4.7		11,200.00	000100	4.4
	10,480.00	000100	1.8		11,229.06	000100	7.3
	10,487.39	002300	10.9		11,232.92	000100	3.1
	10,487.39	022700	21.5		11,233.00	000100	8.6
	10,500.00	000100	279.4		11,233.51	000100	21.6
	10,500.00	017900	17.0		11,235.00	000100	7.0
	10,500.00	024500	6.2		11,249.00	000100	8.3
	10,500.00	024800	6.1		11,249.44	000100	3.7
	10,500.00	028700	4.6		11,250.00	000100	3.7
	10,508.04	024500	5.4		11,267.44	000100	2.1
	10,529.51	000100	2.0		11,304.69	000100	44.0
	10,547.00	000100	5.4		11,307.63	017900	19.5
	10,550.00	000100	5.3		11,330.00	028200	5.5
	10,600.00	000100	11.5		11,335.73	000100	24.8
	10,609.00	000100	4.2		11,335.73	025100	6.6
	10,612.08	021500	10.1		11,339.99	000100	18.4
	10,619.45	000100	4.9		11,350.35	000100	305.2
	10,620.11	000100	15.3		11,350.75	000100	26.3
	10,620.25	000100	58.8		11,356.80	000100	2.9
	10,620.35	017900	43.0		11,358.34	000100	32.2
	10,620.95	000100	22.4		11,398.83	000100	7.8
	10,621.00	000100	14.2		11,444.00	000100	4.8
	10,650.00	000100	10.0		11,473.00	000100	1.3
	10,660.00	024500	6.4		11,473.61	000100	5.9
	10,666.48	000100	2.6		11,475.00	027800	11.4
	10,712.70	000100	244.3		11,500.00	000100	217.4
	10,714.56	000100	58.1		11,500.00	024500	9.4
	10,715.00	000100	18.0		11,513.00	000100	24.7
	10,771.36	000100	18.1		11,514.00	000100	1.5
	10,780.00	000100	70.5		11,543.60	000100	6.9
	10,781.00	000100	77.0		11,543.86	017900	284.8
	10,813.11	000100	140.2		11,544.00	000100	13.8
	10,815.00	000100	22.3		11,550.00	000100	17.1
	10,818.90	000100	1.4		11,552.95	000100	16.1
	10,853.00	024500	5.4		11,593.00	000100	5.9
	10,853.30	000100	8.2		11,600.00	000100	3.6
	10,853.30	017900	84.8		11,607.00	000100	8.8
	10,870.11	000100	30.8		11,607.44	000100	13.5
	10,882.30	000100	67.6		11,607.44	027800	6.9
	10,896.34	000100	30.3		11,617.10	000100	39.0
	10,902.00	000100	18.7		11,625.87	000100	11.7
	10,917.00	024500	48.2		11,669.90	000100	2.4
	10,922.32	000100	15.8		11,698.47	000100	32.8
	10,929.10	000100	7.1		11,699.76	000100	6.1
	10,945.00	000100	59.5		11,700.00	000100	6.2
	10,955.61	000100	1.4		11,750.00	000100	2.5
	10,965.08	000100	9.7		11,755.00	000100	1.1
	10,976.39	000100	55.0		11,760.00	000100	20.6
	10,989.00	000100	78.9		11,765.91	000100	21.7
	11,000.00	000100	216.4		11,772.73	021200	3.0
	11,000.00	023100	6.0		11,776.63	000100	2.8
	11,000.00	025100	5.2		11,789.15	000100	10.1
	11,000.00	025300	10.2		11,800.00	021500	2.3
	11,013.00	000100	10.2		11,800.00	025450	1.7
	11,020.55	000100	26.4		11,807.82	000100	9.0
	11,025.00	000100	21.4		11,825.00	000100	61.4
	11,025.00	024500	14.3		11,857.16	000100	3.7
	11,044.48	000100	21.7		11,882.05	000100	9.4
	11,050.20	000100	956.4		11,898.89	000100	3.9
	11,057.16	000100	4.1		11,913.46	024500	16.5
	11,081.85	000100	11.2		11,925.50	000100	10.3
	11,081.86	000100	55.6		11,940.52	000100	4.5
	11,081.95	014100	21.7		12,000.00	000100	482.8

TABLE 8: BASE PRICE PAID TO GROWERS FOR GRAPES CRUSHED AND DELIVERED TO CALIFORNIA PROCESSORS FROM THE 2024 CROP WITH BRIX FACTORS AND PURCHASED TONNAGE, BY TYPE, VARIETY, REPORTING DISTRICT WHERE GROWN, AND WEIGHTED AVERAGE BASE PRICE

District, Type, and Variety	Base Price	Brix	Tons	District, Type, and Variety	Base Price	Brix	Tons
	Per Ton	Factors			Per Ton	Factors	
	Dollars	Code ¹			Dollars	Code ¹	
DISTRICT 4 (Cont'd)					13,037.73	000100	72.4
Cabernet Sauvignon (Cont'd)	12,000.00	002300	5.0		13,053.15	000100	3.7
	12,000.00	017600	2.5		13,060.00	000100	10.3
	12,000.00	019550	6.7		13,099.61	024500	5.6
	12,000.00	020600	0.5		13,112.72	017900	8.3
	12,000.00	024800	4.3		13,115.00	000100	13.4
	12,000.00	027800	2.0		13,125.00	000100	19.9
	12,000.00	029125	4.0		13,211.38	000100	8.0
	12,000.00	029300	3.3		13,234.99	000100	10.9
	12,005.00	000100	2.3		13,250.00	000100	13.1
	12,005.62	017900	8.8		13,261.00	000100	7.3
	12,005.62	024500	4.5		13,297.82	000100	4.4
	12,006.00	000100	15.5		13,298.00	024500	5.7
	12,006.29	000100	10.4		13,300.00	000100	7.1
	12,017.00	000100	9.8		13,348.80	014500	2.9
	12,020.00	000100	6.3		13,359.33	000100	10.5
	12,020.10	000100	1.1		13,393.00	000100	4.5
	12,032.10	000100	21.4		13,453.37	000100	2.9
	12,061.97	000100	58.0		13,498.37	070635	5.4
	12,077.00	000100	58.8		13,500.00	000100	51.7
	12,154.14	000100	4.1		13,500.00	017900	8.9
	12,172.38	000100	9.2		13,500.00	023400	3.4
	12,190.52	000100	3.8		13,500.00	024500	8.7
	12,191.01	025400	5.3		13,500.00	024600	13.1
	12,221.00	000100	5.2		13,500.00	025000	7.7
	12,250.00	000100	9.8		13,500.00	028000	5.8
	12,272.72	000100	5.5		13,520.00	000100	16.1
	12,283.36	017600	78.8		13,618.00	000100	7.0
	12,283.36	021000	66.1		13,738.00	000100	1.6
	12,300.55	000100	10.8		13,750.00	000100	12.0
	12,331.21	000100	16.0		13,750.00	002600	2.0
	12,360.00	000100	8.6		13,781.00	000100	46.0
	12,360.00	028200	13.2		13,781.00	003100	15.5
	12,362.40	017900	88.1		13,781.25	000100	31.1
	12,374.75	060930	3.6		13,800.00	000100	3.8
	12,377.43	000100	4.0		13,815.00	000100	18.3
	12,382.80	000100	1.6		13,845.00	027800	4.9
	12,400.00	000100	2.9		13,852.00	003100	10.8
	12,438.00	003400	3.6		13,852.64	000100	6.5
	12,500.00	000100	152.3		13,853.42	000100	24.8
	12,500.00	014500	1.2		13,862.72	000100	12.5
	12,500.00	017900	22.6		13,871.00	000100	6.0
	12,500.00	024800	6.9		13,900.00	000100	5.7
	12,500.00	025100	8.2		13,903.00	027600	12.6
	12,500.00	029125	6.0		13,905.00	000100	8.2
	12,500.32	000100	11.7		13,905.00	002600	23.7
	12,510.71	017900	12.3		13,905.00	024500	9.9
	12,538.00	000100	66.7		14,000.00	000100	201.5
	12,564.50	000100	11.4		14,000.00	003100	8.6
	12,600.00	000100	5.8		14,000.00	023500	3.3
	12,617.74	000100	24.2		14,000.00	024500	27.7
	12,652.02	000100	12.3		14,000.00	027800	1.2
	12,696.01	000100	148.5		14,040.00	002600	17.3
	12,712.00	004255	8.8		14,060.00	024800	2.1
	12,745.13	000100	77.8		14,060.80	000100	2.9
	12,751.46	024800	3.3		14,073.41	025100	3.2
	12,763.51	024600	0.9		14,106.71	000100	4.1
	12,800.00	017800	0.5		14,175.00	000100	42.2
	12,830.69	000100	22.3		14,262.00	000100	11.1
	12,846.00	000100	3.1		14,280.00	000100	10.3
	12,868.44	000100	1.9		14,297.00	000100	5.1
	12,872.88	000100	32.5		14,300.00	000100	22.4
	12,875.00	000100	8.7		14,300.00	017800	3.9
	12,900.00	000100	8.7		14,322.15	017900	42.6
	12,932.37	000100	9.1		14,350.00	000100	5.8
	12,985.43	000100	12.2		14,493.20	000100	7.0
	13,000.00	000100	257.1		14,500.00	000100	63.6
	13,000.00	003200	31.2		14,500.00	027560	1.3
	13,000.00	021800	4.1		14,540.00	000100	2.9
	13,000.00	023650	6.4		14,552.00	023500	2.9
	13,000.00	024500	7.5		14,592.26	024800	6.5
	13,000.00	026900	28.6		14,667.08	000100	9.5
	13,000.00	027800	3.1		14,669.55	000100	3.4
	13,000.00	028000	10.3		14,672.00	000100	5.6
	13,029.01	000100	11.0		14,686.48	024600	4.1

TABLE 8: BASE PRICE PAID TO GROWERS FOR GRAPES CRUSHED AND DELIVERED TO CALIFORNIA PROCESSORS FROM THE 2024 CROP WITH BRIX FACTORS AND PURCHASED TONNAGE, BY TYPE, VARIETY, REPORTING DISTRICT WHERE GROWN, AND WEIGHTED AVERAGE BASE PRICE

District, Type, and Variety	Base Price	Brix	Tons	District, Type, and Variety	Base Price	Brix	Tons
	Per Ton	Factors			Per Ton	Factors	
	Dollars	Code ¹			Dollars	Code ¹	
DISTRICT 4 (Cont'd)					17,980.00	000100	18.8
Cabernet Sauvignon (Cont'd)	14,734.63	002600	6.9		18,000.00	000100	346.1
	14,768.00	067981	11.5		18,000.00	002300	79.2
	14,775.00	025300	15.9		18,000.00	023000	7.1
	14,776.98	025100	46.6		18,000.00	024800	4.2
	14,800.00	000100	5.9		18,099.49	000100	5.9
	14,800.20	000100	0.7		18,179.00	000100	6.2
	14,846.00	000100	4.3		18,181.00	000100	6.7
	14,852.60	024500	6.4		18,190.00	000100	48.2
	14,890.00	000100	7.5		18,190.00	027800	5.2
	15,000.00	000100	198.6		18,256.96	000100	15.5
	15,000.00	014100	2.1		18,458.34	000100	7.0
	15,000.00	023500	2.7		18,470.41	000100	5.2
	15,000.00	029125	1.9		18,471.22	000100	3.9
	15,017.95	000100	5.3		18,500.00	000100	10.0
	15,026.27	000100	4.0		18,709.86	024600	4.2
	15,038.00	029125	6.8		18,750.00	000100	12.3
	15,054.38	000100	4.0		18,800.00	000100	6.4
	15,095.00	000100	2.6		18,900.00	000100	6.8
	15,141.00	000100	5.2		19,000.00	000100	6.9
	15,142.40	017900	6.7		19,057.50	000100	2.9
	15,170.00	029500	3.3		19,159.36	000100	19.6
	15,225.00	000100	4.6		19,250.00	000100	78.8
	15,225.00	024500	16.8		19,274.00	000100	26.9
	15,405.95	025100	12.4		19,500.00	000100	6.0
	15,419.50	000100	2.2		19,620.00	000100	5.7
	15,443.82	024500	6.3		20,000.00	000100	140.3
	15,499.00	000100	4.7		20,000.00	021200	3.4
	15,500.00	000100	79.1		20,000.00	021800	1.0
	15,525.00	000100	7.7		20,000.00	023500	2.1
	15,571.52	000100	12.0		20,000.00	027800	2.2
	15,600.00	000100	4.0		20,140.63	000100	22.1
	15,625.40	000100	44.2		20,367.86	000100	5.9
	15,669.77	000100	10.2		20,809.25	000100	3.5
	15,678.50	024800	2.4		21,000.00	000100	3.1
	15,680.00	025100	4.3		22,000.00	000100	56.2
	15,683.20	000100	4.0		22,022.00	000100	6.9
	15,683.20	070635	8.3		22,409.59	000100	5.0
	15,809.72	000100	4.3		22,423.46	000100	91.5
	15,825.00	000100	10.1		22,500.00	000100	28.2
	15,899.52	070635	8.5		22,532.51	000100	17.3
	15,925.40	000100	9.4		23,000.00	000100	11.5
	16,000.00	000100	175.9		23,074.84	000100	5.7
	16,000.00	024600	2.8		23,087.73	000100	51.1
	16,000.00	027800	6.5		23,271.95	000100	33.4
	16,023.00	000100	5.2		23,400.00	000100	5.7
	16,079.61	000100	17.5		23,579.00	000100	3.4
	16,161.00	000100	68.6		23,812.00	000100	259.6
	16,161.04	000100	14.4		24,000.00	000100	1.8
	16,161.41	017900	10.3		24,017.22	029125	5.6
	16,161.95	000100	5.0		24,448.96	000100	72.3
	16,173.18	000100	6.6		24,480.00	000100	16.3
	16,179.32	003200	52.1		24,725.00	000100	100.0
	16,181.71	000100	190.5		24,750.00	000100	2.8
	16,275.00	000100	1.3		24,935.00	000100	85.2
	16,289.57	000100	6.6		25,000.00	000100	68.6
	16,500.00	000100	34.2		25,000.00	001750	11.6
	16,500.00	029125	3.1		25,000.00	021500	2.2
	16,503.00	000100	15.0		25,000.00	024500	7.3
	16,503.24	000100	4.0		25,000.00	027600	2.1
	16,570.00	023100	1.4		25,006.97	000100	14.6
	16,570.75	000100	22.5		25,054.30	000100	6.7
	16,650.27	000100	4.0		25,147.00	000100	2.5
	16,693.50	000100	7.1		25,147.80	000100	11.4
	16,756.80	000100	2.7		25,208.78	027100	9.6
	16,768.00	000100	5.6		26,000.00	000100	2.4
	16,814.48	000100	15.3		26,017.57	021500	4.3
	17,000.00	000100	34.3		26,250.00	000100	45.8
	17,049.75	000100	17.4		26,250.00	027600	3.8
	17,250.00	000100	4.1		26,442.40	024800	31.2
	17,398.76	017900	11.3		26,452.95	000100	6.7
	17,500.00	000100	37.8		27,461.93	027100	12.2
	17,857.60	027800	3.7		27,500.00	000100	2.6
	17,890.00	000100	13.8		29,078.00	000100	1.5
	17,900.00	000100	11.2		29,250.00	000100	16.8

**TABLE 8: BASE PRICE PAID TO GROWERS FOR GRAPES CRUSHED AND DELIVERED TO CALIFORNIA PROCESSORS
FROM THE 2024 CROP WITH BRIX FACTORS AND PURCHASED TONNAGE, BY TYPE, VARIETY, REPORTING DISTRICT
WHERE GROWN, AND WEIGHTED AVERAGE BASE PRICE**

District, Type, and Variety	Base Price	Brix	Tons	District, Type, and Variety	Base Price	Brix	Tons
	Per Ton	Factors			Per Ton	Factors	
	Dollars	Code ¹			Dollars	Code ¹	
DISTRICT 4 (Cont'd)				Grenache *			
Cabernet Sauvignon (Cont'd)	29,500.00	027800	11.9		2,000.00	000100	6.0
	29,590.00	000100	18.5		2,596.84	000100	11.7
	30,000.00	000100	11.9		3,200.00	000100	3.7
	30,000.00	021200	1.2		3,450.00	017800	3.1
	30,625.00	000100	15.4		3,500.00	000100	1.7
	30,679.68	000100	19.2		3,650.00	000100	0.7
	30,680.00	000100	58.6		3,708.00	000100	4.2
	30,750.00	000100	2.6		3,800.00	000100	11.9
	31,133.00	025300	2.9		3,889.64	000100	9.7
	31,347.52	000100	0.4		4,250.00	000100	25.6
	31,633.22	000100	4.0		4,250.00	024500	1.8
	31,636.64	000100	5.0		4,277.00	000100	3.2
	31,769.80	000100	4.0		4,277.10	000100	10.1
	31,907.20	000100	52.4		4,277.10	014500	0.8
	32,250.00	000100	1.2		4,277.10	028100	2.2
	32,269.20	000100	20.8		4,287.00	000100	18.2
	32,500.00	000100	36.1		4,500.00	000100	0.9
	33,379.49	027100	50.6		4,704.81	000100	5.2
	33,750.00	000100	12.1		4,800.00	000100	1.3
	34,125.00	000100	4.0		5,000.00	000100	8.5
	35,036.41	000100	3.3		5,500.00	010900	7.1
	35,437.00	000100	1.9		6,000.00	000100	6.4
	36,592.87	027100	4.9		6,000.00	018050	1.1
	37,030.83	000100	1.5		7,500.00	013600	2.8
	37,350.00	000100	5.7	Wtd. Avg. Base & Total Tons	4,181.48		147.9
	37,625.00	000100	4.0	Lagrein	5,000.00	000100	3.8
	38,000.00	000100	8.1	Wtd. Avg. Base & Total Tons	5,000.00		3.8
	39,267.93	000100	8.1	Malbec	200.00	000100	22.2
	39,375.00	000100	37.7		500.00	000100	5.2
	42,000.00	000100	8.5		500.00	022700	13.9
	42,070.41	000100	1.4		1,650.00	000100	30.1
	43,575.00	000100	11.4		1,750.00	000100	40.1
	43,750.00	000100	21.3		1,800.00	000100	15.8
	44,861.11	000100	1.8		1,850.00	000100	1.7
	47,000.00	000100	13.4		2,000.00	000100	21.2
	48,125.00	000100	6.4		2,500.00	000100	3.4
	49,088.86	000100	16.3		3,000.00	000100	9.9
	50,000.00	000100	88.2		3,500.00	000100	35.2
	50,000.00	027800	5.3		4,000.00	000100	2.8
	52,500.00	000100	81.0		4,300.00	000100	67.4
	61,250.00	027800	3.6		4,500.00	000100	12.4
	69,125.00	027800	5.3		4,500.00	027800	3.8
Wtd. Avg. Base & Total Tons	9,048.49		43,451.3		4,660.00	000100	38.6
					4,700.00	000100	18.5
Carignane	4,474.99	000100	4.5		4,800.00	000100	2.0
Wtd. Avg. Base & Total Tons	4,474.99		4.5		5,000.00	000100	18.7
					5,335.00	025100	14.1
Carmenere	7,343.13	013600	0.3		5,500.00	000100	32.9
Wtd. Avg. Base & Total Tons	7,343.13		0.3		5,800.00	000100	6.2
					5,830.00	000100	14.5
Charbono	3,451.05	000100	17.4		6,000.00	000100	14.4
	3,899.00	000100	2.2		6,000.00	003100	3.5
	3,899.51	000100	9.0		6,245.68	000100	2.0
	3,899.51	014500	2.2		6,300.00	000100	2.5
	3,899.51	025300	2.3		6,500.00	000100	18.0
	3,900.00	000100	2.6		6,500.00	024800	28.7
	4,200.00	001640	8.5		6,542.00	000100	54.8
	4,300.00	000100	24.8		6,585.87	024800	12.7
	4,500.00	000100	7.3		6,600.00	000100	7.1
	4,800.00	000100	9.0		6,600.00	025000	20.2
	5,000.00	000100	3.3		6,610.44	000100	9.2
	5,050.00	000100	2.4		6,612.00	000100	5.7
	5,200.00	000100	4.9		6,612.00	024800	1.0
	5,500.00	000100	5.1		6,633.00	021000	1.3
Wtd. Avg. Base & Total Tons	4,276.73		101.0		6,633.10	000100	22.4
					6,642.00	000100	4.6
Cinsaut *	3,754.00	000100	9.7		6,642.15	000100	4.1
Wtd. Avg. Base & Total Tons	3,754.00		9.7		6,663.00	000100	8.2
					6,663.17	000100	6.9
Gamay Noir Au Jus Blanc	2,800.00	000100	2.2		6,675.00	000100	12.3
Wtd. Avg. Base & Total Tons	2,800.00		2.2		6,740.13	000100	51.8
					6,800.00	000100	4.8
					6,899.75	000100	2.5

TABLE 8: BASE PRICE PAID TO GROWERS FOR GRAPES CRUSHED AND DELIVERED TO CALIFORNIA PROCESSORS FROM THE 2024 CROP WITH BRIX FACTORS AND PURCHASED TONNAGE, BY TYPE, VARIETY, REPORTING DISTRICT WHERE GROWN, AND WEIGHTED AVERAGE BASE PRICE

District, Type, and Variety	Base Price	Brix	Tons	District, Type, and Variety	Base Price	Brix	Tons
	Per Ton	Factors			Per Ton	Factors	
	Dollars	Code ¹			Dollars	Code ¹	
DISTRICT 4 (Cont'd)					3,500.00	060930	27.1
Malbec (Cont'd)	7,000.00	000100	9.6		3,659.70	000100	2.7
	7,000.00	002400	36.1		3,700.00	000100	104.0
	7,200.00	000100	4.3		3,729.00	017800	37.7
	7,228.31	000100	2.6		3,750.00	000100	26.5
	7,228.31	024800	65.6		3,762.00	000100	7.1
	7,343.13	013600	1.2		3,777.00	025100	37.8
	7,500.00	000100	5.4		3,778.30	000100	143.6
	7,524.30	000100	4.3		3,796.00	000100	13.7
	7,556.86	000100	12.0		3,800.00	000100	9.3
	7,725.00	028200	2.9		3,800.00	001900	31.5
	7,885.43	000100	2.0		3,900.00	000100	98.7
	7,984.00	000100	3.3		3,963.75	000100	11.5
	8,000.00	000100	19.0		3,990.00	000100	11.3
	8,000.00	027800	2.1		3,992.63	000100	96.6
	8,052.00	000100	2.8		4,000.00	000100	215.7
	8,300.00	000100	0.9		4,000.00	024500	10.0
	8,346.54	000100	2.9		4,032.31	000100	6.5
	8,500.00	000100	9.9		4,055.00	000100	37.6
	8,513.88	000100	34.2		4,100.00	001900	31.6
	8,664.06	000100	12.2		4,168.70	000100	17.2
	8,716.58	000100	7.7		4,169.00	000100	2.4
	8,736.46	000100	2.4		4,179.03	000100	47.3
	8,768.00	000100	0.4		4,200.00	000100	4.0
	8,781.15	000100	13.6		4,250.00	002600	4.6
	8,824.48	000100	1.8		4,277.44	000100	79.0
	8,840.00	000100	7.1		4,289.00	000100	109.5
	8,931.91	000100	9.0		4,300.00	000100	7.4
	9,000.00	000100	1.8		4,346.32	000100	21.2
	9,000.00	017600	0.8		4,355.40	025000	85.7
	9,068.58	000100	0.1		4,360.00	002600	13.5
	9,130.00	000100	3.4		4,365.60	000100	15.2
	9,150.05	017600	19.3		4,368.08	024800	9.8
	9,193.60	000100	5.6		4,377.50	001900	105.3
	9,197.23	025400	2.6		4,384.13	024800	16.4
	9,241.88	000100	6.7		4,400.00	024800	64.6
	9,358.87	000100	3.3		4,400.00	026900	27.7
	9,592.84	000100	1.3		4,437.46	000100	12.1
	9,918.00	025450	0.1		4,452.00	000100	5.1
	9,943.79	000100	25.8		4,485.71	000100	10.4
	9,961.02	000100	4.5		4,486.05	000100	9.1
	10,500.00	000100	1.7		4,486.91	000100	9.4
	10,506.00	000100	5.3		4,500.00	000100	50.6
	10,720.00	000100	1.9		4,500.00	024800	133.3
	11,640.00	000100	2.9		4,545.00	001900	31.2
	12,000.00	000100	2.8		4,563.05	024800	6.5
	12,061.97	000100	5.2		4,600.00	000100	45.7
	14,000.00	002650	4.6		4,600.00	020800	3.8
	18,000.00	000100	8.7		4,625.74	000100	16.9
	53,596.61	027100	4.3		4,635.00	001900	50.8
Wtd. Avg. Base & Total Tons	6,263.60		1,117.3		4,650.00	024800	9.4
					4,652.00	000100	3.1
Mencia	2,983.00	017800	2.1		4,652.00	024800	35.2
Wtd. Avg. Base & Total Tons	2,983.00		2.1		4,652.29	000100	127.0
					4,652.29	003100	6.7
Merlot	200.00	000100	41.3		4,652.54	026900	24.7
	500.00	000100	24.6		4,654.00	024800	16.0
	900.00	000100	80.2		4,655.00	000100	21.7
	950.00	000100	31.1		4,660.00	000100	24.1
	1,000.00	000100	27.9		4,666.76	024800	287.7
	1,200.00	000100	33.5		4,690.33	000100	7.3
	1,400.00	011400	16.0		4,700.00	000100	23.5
	1,553.00	000100	54.5		4,714.60	000100	4.8
	1,750.00	000100	40.2		4,714.71	000100	80.6
	1,850.00	000100	2.9		4,714.71	017800	15.1
	2,000.00	000100	13.9		4,715.00	000100	12.1
	2,020.00	001900	5.8		4,716.00	000100	4.9
	2,500.00	000100	23.8		4,716.17	020800	33.8
	2,700.00	000100	3.9		4,716.29	000100	11.8
	3,000.00	000100	32.1		4,716.29	019000	68.6
	3,200.00	000100	4.6		4,716.29	020800	64.6
	3,300.00	000100	126.2		4,720.00	000100	8.0
	3,300.00	001900	31.6		4,722.87	000100	22.1
	3,500.00	000100	132.9		4,735.00	000100	9.6
	3,500.00	024800	78.9		4,739.14	000100	39.9

TABLE 8: BASE PRICE PAID TO GROWERS FOR GRAPES CRUSHED AND DELIVERED TO CALIFORNIA PROCESSORS FROM THE 2024 CROP WITH BRIX FACTORS AND PURCHASED TONNAGE, BY TYPE, VARIETY, REPORTING DISTRICT WHERE GROWN, AND WEIGHTED AVERAGE BASE PRICE

District, Type, and Variety	Base Price	Brix	Tons	District, Type, and Variety	Base Price	Brix	Tons
	Per Ton	Factors			Per Ton	Factors	
	Dollars	Code ¹			Dollars	Code ¹	
DISTRICT 4 (Cont'd)					6,500.00	014500	2.1
Merlot (Cont'd)	4,750.00	000100	23.0		6,533.46	000100	3.6
	4,750.00	002200	17.5		6,558.00	000100	13.8
	4,774.05	000100	28.4		6,600.00	000100	16.2
	4,791.26	000100	83.9		6,600.00	025100	9.5
	4,892.50	000100	53.2		6,615.00	000100	4.3
	4,900.00	000100	7.4		6,615.00	025100	3.5
	4,900.00	025000	100.2		6,680.11	000100	9.0
	4,926.23	000100	1.0		6,750.00	000100	21.3
	5,000.00	000100	253.9		6,890.30	000100	13.5
	5,000.00	002600	17.2		7,000.00	000100	24.7
	5,000.00	024800	60.6		7,000.00	021200	3.5
	5,000.00	026900	23.8		7,000.00	024800	10.9
	5,050.00	000100	1.5		7,043.13	013600	1.1
	5,054.00	000100	3.3		7,223.00	000100	2.0
	5,058.00	000100	99.3		7,223.00	026900	10.1
	5,105.04	025100	4.1		7,367.00	000100	15.8
	5,113.70	000100	3.1		7,454.00	000100	4.3
	5,117.52	000100	72.0		7,500.00	000100	6.6
	5,117.52	024500	6.0		7,850.00	000100	8.8
	5,172.56	000100	4.3		7,876.00	025400	2.5
	5,187.92	000100	6.1		7,896.39	000100	11.2
	5,187.92	017600	15.8		7,952.00	000100	5.8
	5,200.00	000100	4.4		8,000.00	000100	5.0
	5,250.00	000100	7.6		8,140.90	000100	3.9
	5,296.17	000100	21.3		8,288.68	000100	2.2
	5,296.17	025100	2.8		8,500.00	000100	15.6
	5,300.00	000100	13.5		8,575.68	000100	15.3
	5,300.00	002200	10.0		8,815.35	000100	2.0
	5,331.00	000100	7.0		8,827.20	000100	4.3
	5,331.70	000100	22.3		8,828.20	000100	0.5
	5,350.13	000100	13.6		9,000.00	000100	2.4
	5,351.10	000100	16.5		9,000.00	017600	3.6
	5,359.46	000100	2.2		9,429.42	000100	15.7
	5,383.00	000100	15.5		9,500.00	024500	4.6
	5,392.70	000100	19.5		10,000.00	000100	6.5
	5,421.92	000100	41.7		10,000.00	019550	2.8
	5,491.65	000100	37.9		10,500.00	000100	0.9
	5,500.00	000100	108.4		10,965.08	000100	1.3
	5,500.00	003100	5.4		11,000.00	000100	2.6
	5,517.00	000100	1.8		11,500.00	000100	0.7
	5,582.75	000100	3.9		11,701.27	027100	8.7
	5,583.00	000100	6.0		12,061.97	000100	2.6
	5,600.00	000100	4.4		13,000.00	000100	2.8
	5,626.00	000100	11.7		13,331.40	000100	1.7
	5,665.00	000100	20.5		13,486.97	000100	3.8
	5,665.00	010900	5.1		15,000.00	000100	21.3
	5,665.00	028200	4.7		15,732.65	000100	1.9
	5,669.74	000100	1.5		16,000.00	000100	3.3
	5,715.02	000100	13.3		16,000.00	025100	22.3
	5,720.00	000100	6.6		17,000.00	024500	7.5
	5,727.52	000100	9.6		18,000.00	000100	2.2
	5,800.00	000100	5.6		19,195.14	000100	3.5
	5,825.78	000100	29.1		21,450.00	000100	2.0
	5,864.41	000100	7.4		49,089.23	027100	1.6
	5,900.00	000100	2.4		93,250.00	000100	9.1
	5,903.59	000100	95.1	Wtd. Avg. Base & Total Tons	4,841.61		5,933.4
	5,946.02	024800	11.0				
	5,948.36	010900	3.2	Meunier *	2,587.24	000100	37.5
	5,985.00	000100	4.1		2,600.00	000100	2.5
	6,000.00	000100	93.4		3,300.00	000100	108.7
	6,000.00	002600	5.5	Wtd. Avg. Base & Total Tons	3,108.48		148.7
	6,000.00	024800	32.0				
	6,063.00	000100	4.1	Montepulciano	2,820.00	000100	1.8
	6,063.00	024500	3.8		4,500.00	017800	0.8
	6,131.02	000100	11.8	Wtd. Avg. Base & Total Tons	3,336.92		2.6
	6,131.18	000100	12.7				
	6,272.51	017600	8.3	Mourvedre *	2,983.00	017800	2.6
	6,272.51	021000	3.7		3,500.00	000100	2.4
	6,300.00	000100	8.1		4,452.54	000100	3.6
	6,365.40	000100	2.0	Wtd. Avg. Base & Total Tons	3,742.44		8.6
	6,500.00	000100	44.0				
	6,500.00	001920	68.7	Nebbiolo	4,500.00	017800	0.7
	6,500.00	003100	10.5	Wtd. Avg. Base & Total Tons	4,500.00		0.7
	6,500.00	010900	9.9				

TABLE 8: BASE PRICE PAID TO GROWERS FOR GRAPES CRUSHED AND DELIVERED TO CALIFORNIA PROCESSORS FROM THE 2024 CROP WITH BRIX FACTORS AND PURCHASED TONNAGE, BY TYPE, VARIETY, REPORTING DISTRICT WHERE GROWN, AND WEIGHTED AVERAGE BASE PRICE

District, Type, and Variety	Base Price Per Ton Dollars	Brix Factors Code ¹	Tons	District, Type, and Variety	Base Price Per Ton Dollars	Brix Factors Code ¹	Tons
DISTRICT 4 (Cont'd)					9,400.00	000100	6.6
Negrette *	3,800.00	000100	0.2		9,451.52	000100	8.4
Wtd. Avg. Base & Total Tons	3,800.00		0.2		9,451.53	000100	7.5
Petit Verdot	200.00	000100	21.5		9,500.00	000100	11.9
	500.00	000100	6.0		9,500.00	024600	6.7
	1,100.00	000100	0.5		9,609.15	000100	14.9
	1,250.00	000100	10.8		9,610.00	000100	1.6
	1,500.00	000100	5.0		9,692.15	000100	15.0
	1,650.00	000100	34.9		9,700.00	000100	4.0
	2,000.00	000100	4.4		9,700.00	014500	2.2
	2,000.00	020460	1.4		9,737.90	000100	6.8
	2,437.39	024600	2.0		9,761.00	000100	18.9
	2,800.00	000100	39.1		9,827.00	000100	0.5
	2,983.00	017800	1.6		9,834.54	000100	3.0
	3,000.00	000100	1.0		9,862.00	000100	5.0
	3,004.55	000100	26.4		9,862.46	000100	2.2
	3,500.00	000100	11.0		9,883.28	000100	8.2
	4,000.00	000100	12.5		10,000.00	000100	1.1
	4,300.00	000100	8.1		10,061.04	000100	6.4
	4,500.00	000100	11.3		10,123.78	000100	7.2
	4,660.00	000100	27.1		10,177.77	000100	1.8
	4,700.00	000100	12.1		10,192.00	000100	13.9
	4,917.27	000100	42.7		10,192.24	000100	5.3
	5,000.00	000100	47.9		10,294.75	000100	6.1
	5,513.00	017200	1.6		10,362.39	025400	2.5
	5,576.59	000100	13.1		10,432.09	000100	13.3
	6,000.00	000100	6.5		10,444.72	000100	10.9
	6,200.00	000100	1.2		10,815.00	000100	1.7
	6,200.00	024800	2.0		10,920.00	024500	1.7
	6,313.00	000100	5.6		10,965.08	000100	1.6
	6,386.00	000100	10.0		11,114.50	021000	2.1
	6,500.00	000100	0.3		11,530.50	000100	7.6
	6,600.00	000100	2.0		11,813.00	000100	4.5
	7,000.00	000100	3.4		11,873.00	000100	3.8
	7,000.00	025300	0.7		12,000.00	000100	0.7
	7,250.00	000100	4.1		12,000.00	019550	0.9
	7,343.13	013600	0.4		12,061.97	000100	4.2
	7,419.00	000100	0.9		12,500.00	000100	1.6
	7,500.00	000100	15.4		12,536.00	025450	0.5
	7,850.00	000100	1.8		12,692.00	017800	1.0
	7,900.00	000100	2.8		13,238.00	000100	5.9
	7,956.75	017600	6.5		14,000.00	000100	3.4
	8,000.00	000100	7.0		14,000.00	003125	1.9
	8,000.00	023500	1.8		14,250.00	000100	2.5
	8,000.00	027800	1.3		14,500.00	000100	12.1
	8,030.00	000100	2.3		15,399.56	000100	1.8
	8,178.59	000100	9.0		15,472.07	027100	8.5
	8,200.00	000100	23.5		15,500.00	000100	5.8
	8,200.00	025300	1.7		16,324.50	000100	1.5
	8,211.00	000100	39.1		16,367.00	000100	3.1
	8,218.72	000100	6.7		17,250.00	000100	2.1
	8,300.00	000100	26.7		17,908.11	000100	17.9
	8,344.16	000100	7.4		18,000.00	000100	5.6
	8,345.67	000100	2.6		18,181.00	000100	0.5
	8,355.78	000100	19.9		18,534.22	000100	1.7
	8,357.24	003100	2.0		19,250.00	000100	3.3
	8,358.00	025100	0.1		20,140.63	000100	4.3
	8,450.00	000100	7.8		21,260.74	000100	4.0
	8,500.00	000100	4.2		22,000.00	000100	3.1
	8,606.00	000100	4.7		22,312.50	000100	3.2
	8,744.40	000100	5.0		23,087.73	000100	1.7
	8,784.00	000100	1.4		23,668.64	027100	1.8
	8,800.00	000100	2.7		25,000.00	000100	0.5
	8,800.00	026900	1.9		32,500.00	000100	2.3
	8,890.96	000100	10.6	Wtd. Avg. Base & Total Tons	8,016.98		1,053.6
	9,000.00	000100	25.2				
	9,000.00	003100	44.0	Petite Sirah	500.00	000100	11.9
	9,000.00	025100	12.1		800.00	028400	45.8
	9,012.19	000100	2.3		1,000.00	000100	3.1
	9,040.59	000100	3.7		1,500.00	000100	11.0
	9,068.58	000100	0.1		1,896.00	000100	39.8
	9,193.00	000100	3.3		2,000.00	000100	49.0
	9,266.83	000100	5.7		2,500.00	000100	32.1
	9,282.00	017600	39.9		2,615.00	025300	10.3
					2,700.00	000100	88.5

TABLE 8: BASE PRICE PAID TO GROWERS FOR GRAPES CRUSHED AND DELIVERED TO CALIFORNIA PROCESSORS FROM THE 2024 CROP WITH BRIX FACTORS AND PURCHASED TONNAGE, BY TYPE, VARIETY, REPORTING DISTRICT WHERE GROWN, AND WEIGHTED AVERAGE BASE PRICE

District, Type, and Variety	Base Price	Brix	Tons	District, Type, and Variety	Base Price	Brix	Tons
	Per Ton	Factors			Per Ton	Factors	
	Dollars	Code ¹			Dollars	Code ¹	
DISTRICT 4 (Cont'd)					1,500.00	000100	5.8
Petite Sirah (Cont'd)	3,000.00	000100	31.8		1,906.45	013400	3.2
	3,090.00	000100	164.7		2,000.00	000100	288.6
	3,200.00	000100	2.3		2,000.00	021800	16.0
	3,285.00	000100	42.5		2,100.00	000100	91.1
	3,351.60	000100	25.1		2,199.49	000100	55.3
	3,500.00	000100	4.4		2,200.00	000100	15.6
	3,600.00	028000	3.3		2,300.00	000100	1.9
	3,800.00	000100	41.2		2,362.50	000100	284.1
	3,900.00	000100	5.9		2,373.14	000100	12.0
	3,937.50	000100	9.0		2,407.24	000100	29.9
	4,000.00	000100	3.9		2,425.50	000100	106.1
	4,200.00	000100	39.0		2,443.06	000100	37.6
	4,224.23	000100	32.6		2,496.45	000100	245.9
	4,250.00	000100	5.7		2,496.66	000100	75.0
	4,343.00	000100	27.6		2,500.00	000100	81.8
	4,364.50	000100	27.6		2,600.00	000100	343.0
	4,370.63	000100	5.7		2,608.83	000100	4.7
	4,400.00	000100	28.7		2,665.55	000100	272.3
	4,423.00	000100	29.0		2,700.00	000100	3.9
	4,424.87	000100	13.7		2,725.00	000100	6.0
	4,452.00	000100	2.0		2,730.00	000100	63.5
	4,452.54	000100	137.1		2,750.00	000100	19.2
	4,452.54	003100	6.5		2,778.30	000100	158.8
	4,452.54	014400	2.7		2,796.72	000100	3.6
	4,452.54	025300	2.1		2,800.00	000100	318.1
	4,469.00	028000	0.7		2,800.00	017400	5.5
	4,469.06	000100	17.5		2,836.00	000100	20.6
	4,471.00	000100	5.4		2,837.00	000100	15.9
	4,475.53	020800	10.7		2,846.89	000100	22.1
	4,480.00	000100	8.3		2,860.00	000100	109.6
	4,488.44	000100	32.0		2,876.52	000100	28.9
	4,500.00	000100	80.7		2,884.13	000100	11.7
	4,500.00	003100	9.2		2,900.00	000100	7.4
	4,525.74	000100	3.9		2,911.88	000100	4.2
	4,559.33	000100	5.0		2,920.00	021000	4.7
	4,577.00	000100	4.9		2,935.00	000100	10.3
	4,600.00	000100	18.5		2,938.93	000100	6.1
	4,700.00	000100	10.8		2,939.00	000100	32.4
	4,794.00	000100	3.1		2,951.95	000100	140.0
	4,800.00	000100	5.1		3,000.00	000100	21.3
	4,892.50	000100	29.6		3,100.00	000100	33.1
	4,897.79	000100	25.7		3,203.07	000100	28.8
	4,900.00	000100	11.9		3,250.00	000100	43.3
	4,915.97	000100	6.8		3,250.00	011100	0.6
	4,923.00	000100	5.1		3,300.00	000100	34.6
	4,923.03	000100	6.3		3,307.50	000100	103.6
	4,939.03	024500	7.9		3,426.61	000100	36.2
	5,000.00	000100	69.1		3,500.00	000100	180.2
	5,050.00	000100	1.4		3,500.00	017200	3.3
	5,074.00	000100	3.7		3,600.00	021000	2.0
	5,147.00	000100	29.0		3,638.25	000100	10.2
	5,200.00	000100	5.9		3,700.00	000100	15.0
	5,250.00	000100	4.9		3,700.00	007800	19.5
	5,500.00	000100	10.7		3,750.00	000100	31.9
	5,600.00	000100	5.9		3,750.00	017000	5.0
	5,625.00	000100	12.5		3,800.00	000100	13.3
	5,809.78	000100	6.8		3,850.00	000100	8.6
	5,835.00	000100	6.2		3,894.61	000100	17.3
	6,000.00	000100	8.1		3,950.00	000100	3.2
	6,300.00	000100	1.3		3,973.00	000100	5.1
	6,386.43	000100	2.2		4,160.00	000100	10.4
	6,448.00	000100	1.7		4,200.00	000100	15.7
	6,500.00	000100	5.6		4,410.00	000100	3.1
	6,750.00	000100	5.2		5,000.00	000100	2.0
	6,990.00	000100	1.9		5,000.00	022900	3.1
	7,000.00	000100	4.4		5,250.00	000100	2.9
	7,984.00	000100	5.7		5,288.00	024500	3.1
	8,081.93	003200	10.4		5,500.00	000100	0.7
	43,575.00	000100	2.5		5,665.00	000100	2.0
Wtd. Avg. Base & Total Tons	3,957.90		1,499.8		5,672.00	000100	5.0
					5,775.00	000100	4.1
Pinot Noir *	200.00	000100	10.9		5,788.13	000100	3.9
	600.00	000100	37.5		5,850.00	000100	1.1
	900.00	000100	267.9		5,981.97	000100	5.2

**TABLE 8: BASE PRICE PAID TO GROWERS FOR GRAPES CRUSHED AND DELIVERED TO CALIFORNIA PROCESSORS
FROM THE 2024 CROP WITH BRIX FACTORS AND PURCHASED TONNAGE, BY TYPE, VARIETY, REPORTING DISTRICT
WHERE GROWN, AND WEIGHTED AVERAGE BASE PRICE**

District, Type, and Variety	Base Price	Brix	Tons	District, Type, and Variety	Base Price	Brix	Tons
	Per Ton	Factors			Per Ton	Factors	
	Dollars	Code ¹			Dollars	Code ¹	
DISTRICT 4 (Cont'd)					4,500.00	011600	2.0
Pinot Noir * (Cont'd)	6,000.00	000100	5.5		4,500.00	028200	0.4
	6,000.00	020900	13.2		4,600.00	000100	2.9
	6,100.00	000100	1.9		4,651.30	000100	11.0
	6,180.00	000100	9.0		4,667.96	000100	59.6
	6,448.33	000100	5.3		4,700.00	000100	1.2
	6,600.00	000100	8.3		4,734.63	000100	76.9
	6,800.00	000100	3.1		4,746.26	000100	27.8
	7,000.00	000100	10.2		4,800.00	017800	2.0
	7,347.33	000100	23.6		4,824.48	000100	0.9
	7,497.00	000100	1.1		4,851.00	016100	2.7
	7,500.00	000750	17.4		4,902.45	000100	9.2
	7,524.56	000100	12.3		4,945.34	000100	4.2
	7,875.00	000100	2.2		4,961.25	000100	2.1
	8,070.79	000100	4.5		4,989.00	000100	29.2
	8,209.33	000100	4.1		4,989.27	000100	1.7
	8,500.00	000100	5.5		5,000.00	000100	21.0
	11,025.00	000100	5.5		5,042.97	000100	4.9
	11,550.00	000100	9.8		5,043.00	000100	17.3
Wtd. Avg. Base & Total Tons	2,758.46		4,099.6		5,092.37	000100	3.1
					5,135.87	000100	7.9
Primitivo	4,437.60	000100	6.4		5,250.00	000100	2.5
	4,438.00	000100	4.9		5,500.00	000100	7.3
	4,500.00	000100	36.6		5,500.00	024800	17.1
	5,250.00	000100	1.0		5,559.72	000100	10.3
	5,500.00	000100	7.2		5,800.00	000100	9.0
Wtd. Avg. Base & Total Tons	4,629.18		56.1		5,987.12	027500	26.6
					6,000.00	000100	43.0
Refosco *	3,800.00	000100	1.4		6,302.00	000100	2.0
Wtd. Avg. Base & Total Tons	3,800.00		1.4		6,419.99	011600	3.1
					6,506.09	000100	7.1
Sangiovese *	500.00	000100	10.0		6,600.00	000100	2.0
	1,000.00	000100	1.7		6,720.00	000100	17.1
	4,000.00	000100	1.0		6,814.08	000100	4.5
	4,500.00	017800	1.2		7,000.00	000100	40.7
	4,500.00	024800	4.4		7,086.64	000100	2.8
	4,794.00	000100	1.5		7,100.00	024800	1.1
	5,000.00	000100	14.6		7,280.00	000100	3.2
	5,250.00	000100	5.8		7,445.65	000100	2.3
	5,400.00	000100	9.2		7,563.63	025400	9.8
	5,502.15	000100	8.0		7,592.00	027500	6.1
	5,721.00	000100	2.5		7,783.50	000100	5.1
	5,721.14	000100	59.3		8,288.68	000100	5.8
	5,723.00	000100	0.9		8,500.00	000100	1.3
	5,800.00	000100	3.5		9,521.00	000100	5.2
	6,000.00	000100	2.1		10,100.00	020800	5.6
	6,327.57	000100	30.1		20,000.00	000100	1.5
	6,500.00	000100	19.5		23,379.00	000100	4.0
	7,311.62	000100	5.3	Wtd. Avg. Base & Total Tons	5,113.20		836.5
	7,354.88	024800	3.8				
	7,700.00	000100	14.6	Tempranillo *	500.00	000100	3.3
	17,500.00	000100	5.5		4,300.00	000100	3.9
Wtd. Avg. Base & Total Tons	5,987.46		204.5		4,500.00	000100	0.6
					5,071.00	000100	6.5
Syrah *	1,000.00	000100	1.3		5,346.00	000100	8.5
	1,500.00	000100	3.3		5,948.80	000100	2.5
	2,500.00	000100	2.7		6,240.00	024800	4.4
	2,700.00	000100	12.1		6,361.47	011800	5.9
	2,770.29	000100	14.1		6,584.49	000100	4.8
	3,000.00	000100	12.6	Wtd. Avg. Base & Total Tons	5,222.49		40.4
	3,000.00	017800	1.3				
	3,200.00	000100	0.7	Tinta Cao	4,500.00	000100	0.5
	3,250.00	000100	9.3	Wtd. Avg. Base & Total Tons	4,500.00		0.5
	3,500.00	000100	11.9				
	3,750.00	017800	5.0	Touriga Nacional *	4,500.00	000100	3.9
	4,000.00	000100	30.4	Wtd. Avg. Base & Total Tons	4,500.00		3.9
	4,000.00	020800	2.2				
	4,000.00	024800	4.9	Valdigue *	1,985.00	000100	1.0
	4,078.95	000100	65.2		2,431.48	000100	6.8
	4,300.00	000100	72.2		2,618.36	000100	14.3
	4,335.43	000100	11.2		3,250.00	000100	10.4
	4,343.00	000100	33.3	Wtd. Avg. Base & Total Tons	2,761.90		32.5
	4,455.00	000100	3.9				
	4,500.00	000100	3.3				
	4,500.00	010900	1.5				

TABLE 8: BASE PRICE PAID TO GROWERS FOR GRAPES CRUSHED AND DELIVERED TO CALIFORNIA PROCESSORS FROM THE 2024 CROP WITH BRIX FACTORS AND PURCHASED TONNAGE, BY TYPE, VARIETY, REPORTING DISTRICT WHERE GROWN, AND WEIGHTED AVERAGE BASE PRICE

District, Type, and Variety	Base Price	Brix	Tons	District, Type, and Variety	Base Price	Brix	Tons
	Per Ton	Factors			Per Ton	Factors	
	Dollars	Code ¹			Dollars	Code ¹	
DISTRICT 4 (Cont'd)							
Zinfandel	1,000.00	000100	3.0		6,500.00	000100	32.1
	2,000.00	000100	3.6		6,517.00	003200	5.1
	2,200.00	000100	51.1		6,700.00	024800	5.6
	2,350.00	000100	9.7		6,851.82	000100	6.2
	2,500.00	000100	2.5		6,991.31	021200	1.5
	2,983.00	017800	9.0		7,030.40	000100	11.0
	3,000.00	000100	48.0		7,193.90	000100	2.8
	3,200.00	000100	15.7		7,313.00	000100	5.2
	3,423.89	000100	5.3		7,327.50	000100	13.2
	3,500.00	000100	21.9		7,500.00	000100	2.2
	3,789.00	025100	45.5		8,000.00	000100	5.7
	3,800.00	000100	2.1		8,099.00	000100	6.2
	4,000.00	000100	48.2		8,189.00	000100	5.4
	4,043.00	025400	1.1		8,500.00	000100	5.0
	4,148.08	000100	44.7		8,820.00	000100	7.8
	4,200.00	000100	1.7		9,592.54	000100	8.6
	4,213.92	000100	40.3	Wtd. Avg. Base & Total Tons	4,713.56		2,125.7
	4,250.00	003200	7.6	Other Red Wine ²	4,500.00	000100	1.4
	4,255.28	000100	11.9		4,800.00	000100	0.4
	4,319.27	000100	66.2		4,850.00	027100	10.2
	4,330.00	000100	6.0		5,700.00	000100	1.4
	4,400.00	000100	20.5		6,500.00	000100	6.4
	4,424.62	000100	89.4	Wtd. Avg. Base & Total Tons	5,417.68		19.8
	4,444.00	000100	46.7	DISTRICT 5			
	4,450.00	000100	2.1	Wine Grapes (White)			
	4,466.00	000100	32.5	Albarino *	689.32	000100	189.4
	4,477.72	000100	12.1		1,550.00	000100	2.6
	4,500.00	000100	22.8		1,600.00	000100	4.5
	4,535.00	000100	104.6	Wtd. Avg. Base & Total Tons	721.56		196.5
	4,542.00	000100	4.2	Arneis	1,000.00	000100	1.0
	4,577.78	000100	10.3	Wtd. Avg. Base & Total Tons	1,000.00		1.0
	4,581.22	000100	2.0	Assvrtiko ³	1,800.00	000100	1.9
	4,600.00	000100	46.6	Wtd. Avg. Base & Total Tons	1,800.00		1.9
	4,614.17	000100	5.7	Chardonnay *	217.00	010900	242.0
	4,645.30	000100	139.9		750.00	000100	488.5
	4,646.00	000100	5.7		936.95	000100	296.0
	4,646.30	020800	127.3		1,200.00	000100	3.0
	4,661.26	000100	69.0		1,350.00	021200	383.5
	4,667.87	000100	5.6		1,600.00	000100	88.7
	4,668.00	000100	9.3		1,700.00	000100	141.7
	4,692.00	000100	16.1		1,750.00	000100	36.4
	4,706.47	000100	84.9		1,803.51	000100	24.3
	4,748.83	000100	20.5		1,825.00	000100	3.0
	4,768.38	000100	134.7	Wtd. Avg. Base & Total Tons	1,003.67		1,707.1
	4,794.00	000100	14.1	Chenin Blanc	425.00	000100	298.5
	4,800.00	000100	22.1		500.00	000100	5.2
	4,824.48	000100	5.0		600.00	000100	100.8
	4,842.02	000100	7.1		606.73	000100	236.6
	4,900.00	000100	55.0		1,200.00	000100	1.1
	4,900.00	003200	19.0		1,500.00	000100	2.1
	4,990.53	000100	70.3		2,350.00	000100	19.5
	5,000.00	000100	21.8	Wtd. Avg. Base & Total Tons	3,000.00	000100	4.2
	5,000.00	003200	12.5		593.40		668.0
	5,050.00	000100	10.3	French Colombard	2,400.00	000100	7.7
	5,100.00	000100	21.2	Wtd. Avg. Base & Total Tons	2,400.00		7.7
	5,100.00	024800	28.6	Gewurztraminer	217.00	007900	52.9
	5,109.67	000100	23.6		510.00	000100	140.8
	5,127.32	000100	11.2		775.00	010700	10.5
	5,134.66	000100	2.1		1,600.00	000100	0.6
	5,200.00	000100	19.4	Wtd. Avg. Base & Total Tons	451.10		204.8
	5,250.00	000100	5.0	Grenache Blanc *	1,800.00	000100	3.3
	5,309.00	000100	2.3	Wtd. Avg. Base & Total Tons	1,800.00		3.3
	5,400.00	000100	9.7	Malvasia Bianca	1,833.00	000100	2.0
	5,408.31	000100	34.6	Wtd. Avg. Base & Total Tons	1,833.00		2.0
	5,461.58	000100	16.6				
	5,464.68	000100	4.5				
	5,500.00	000100	37.3				
	5,512.65	000100	23.2				
	5,625.00	000100	38.9				
	5,700.00	000100	3.2				
	5,750.00	000100	7.0				
	5,938.56	000100	6.0				
	6,200.00	000100	4.6				
	6,386.43	000100	8.3				

**TABLE 8: BASE PRICE PAID TO GROWERS FOR GRAPES CRUSHED AND DELIVERED TO CALIFORNIA PROCESSORS
FROM THE 2024 CROP WITH BRIX FACTORS AND PURCHASED TONNAGE, BY TYPE, VARIETY, REPORTING DISTRICT
WHERE GROWN, AND WEIGHTED AVERAGE BASE PRICE**

District, Type, and Variety	Base Price	Brix	Tons	District, Type, and Variety	Base Price	Brix	Tons
	Per Ton	Factors			Per Ton	Factors	
	Dollars	Code ¹			Dollars	Code ¹	
DISTRICT 5 (Cont'd)					3,000.00	000100	117.4
Muscat Blanc *	1,700.00	000100	19.4		3,500.00	000100	26.9
Wtd. Avg. Base & Total Tons	1,700.00		19.4		4,134.38	000100	25.4
Pinot Gris *	500.00	000100	32.7		4,500.00	000100	60.8
	500.00	009000	612.8	Wtd. Avg. Base & Total Tons	12,213.00	000100	158.5
	530.00	038213	729.1		3,551.42		1,332.3
	640.00	000100	72.6	Carignane	2,350.00	000100	6.8
	715.00	038213	451.0		2,408.00	000100	14.8
	1,200.00	000100	2.3	Wtd. Avg. Base & Total Tons	2,389.74		21.6
	1,400.00	000100	60.1	Charbono	1,200.00	000100	7.7
	1,420.00	000100	114.8	Wtd. Avg. Base & Total Tons	1,200.00		7.7
	1,500.00	000100	19.9	Graciano	1,400.00	000100	1.1
	1,800.00	000100	9.0	Wtd. Avg. Base & Total Tons	1,400.00		1.1
Wtd. Avg. Base & Total Tons	652.98		2,104.3	Grenache *	1,200.00	000100	1.0
Sauvignon Blanc *	575.00	000600	490.5		1,500.00	000100	7.4
	1,200.00	000100	1.8		2,150.00	025100	18.5
	1,400.00	000100	289.8		2,163.00	000100	9.4
	1,500.00	000100	23.3		2,500.00	000100	1.2
	1,591.35	000100	58.1		2,600.00	025100	11.5
	1,600.00	000100	78.6		3,000.00	000100	6.6
	1,653.75	000100	58.0	Wtd. Avg. Base & Total Tons	2,250.13		55.6
	1,700.00	000100	107.3	Malbec	1,600.00	000100	13.4
	1,900.00	000100	7.1		1,700.00	000100	14.9
	2,200.00	000100	333.8		3,000.00	000100	5.7
	2,500.00	000100	128.2	Wtd. Avg. Base & Total Tons	1,878.53		34.0
Wtd. Avg. Base & Total Tons	1,452.43		1,576.5	Merlot	1,600.00	000100	24.8
Semillon	2,100.00	013400	13.8		1,700.00	000100	19.9
Wtd. Avg. Base & Total Tons	2,100.00		13.8		1,800.00	000100	24.5
Verdelho	1,200.00	000100	9.2		1,900.00	000100	60.4
	1,600.00	000100	5.7		2,250.00	024800	17.4
Wtd. Avg. Base & Total Tons	1,353.02		14.9		2,525.00	000100	114.5
Vermentino *	1,000.00	000100	1.0	Wtd. Avg. Base & Total Tons	2,143.91		261.5
	1,800.00	000100	0.6	Petit Verdot	1,900.00	000100	108.3
Wtd. Avg. Base & Total Tons	1,300.00		1.6		2,000.00	000100	33.3
Viognier	1,200.00	000100	3.4		3,000.00	000100	17.4
Wtd. Avg. Base & Total Tons	1,200.00		3.4	Wtd. Avg. Base & Total Tons	2,041.32		159.0
White Riesling *	200.00	000100	1.6	Petite Sirah	1,143.15	026900	135.1
	217.00	009100	270.0		1,250.00	000100	222.2
	1,700.00	000100	17.6		1,400.00	000100	1.4
Wtd. Avg. Base & Total Tons	307.16		289.2		1,500.00	000100	48.4
Other White Wine ²	1,800.00	000100	2.8		1,800.00	000100	4.7
Wtd. Avg. Base & Total Tons	1,800.00		2.8		1,900.00	000100	10.3
Wine Grapes (Red)					2,000.00	000100	25.2
Barbera	1,700.00	000100	20.3		2,100.00	000100	21.2
Wtd. Avg. Base & Total Tons	1,700.00		20.3		2,383.60	000100	48.0
Cabernet Franc	2,704.00	000100	14.6		2,611.99	003100	12.8
	3,000.00	000100	2.1		2,800.00	000100	39.3
Wtd. Avg. Base & Total Tons	2,741.22		16.7		2,805.00	000100	39.5
Cabernet Sauvignon	850.00	000100	50.9		2,909.00	000100	17.6
	1,400.00	000100	0.7		2,965.00	029620	28.3
	1,500.00	000100	4.2		2,987.00	000100	100.2
	1,800.00	000100	4.4		2,999.00	000100	38.8
	1,900.00	000100	251.4		3,000.00	000100	155.9
	2,025.00	000100	144.3		3,316.00	000100	22.6
	2,050.00	000100	151.9		3,500.00	000100	150.3
	2,200.00	000100	19.9		3,524.00	000100	6.7
	2,226.40	000100	22.4		3,544.00	000100	97.6
	2,286.00	000100	3.0		3,601.00	000100	8.9
	2,300.00	000100	141.2	Wtd. Avg. Base & Total Tons	3,620.00	000100	37.3
	2,500.00	000100	47.4		2,479.31		1,272.3
	2,568.00	000100	4.7	Pinot Noir *	150.00	000100	23.9
	2,700.00	000100	31.5		400.00	000100	383.9
	2,800.00	000100	22.4		500.00	018100	175.7
	2,965.14	003100	43.0		530.00	067607	537.2
					617.00	067606	535.6
					750.00	000100	2,670.9

**TABLE 8: BASE PRICE PAID TO GROWERS FOR GRAPES CRUSHED AND DELIVERED TO CALIFORNIA PROCESSORS
FROM THE 2024 CROP WITH BRIX FACTORS AND PURCHASED TONNAGE, BY TYPE, VARIETY, REPORTING DISTRICT
WHERE GROWN, AND WEIGHTED AVERAGE BASE PRICE**

District, Type, and Variety	Base Price	Brix	Tons	District, Type, and Variety	Base Price	Brix	Tons
	Per Ton	Factors			Per Ton	Factors	
	Dollars	Code ¹			Dollars	Code ¹	
DISTRICT 5 (Cont'd)				Chardonnay *			
Pinot Noir * (Cont'd)	846.28	000100	715.7		300.00	000100	201.5
	1,150.00	000100	47.4		450.00	002000	24.7
	1,200.00	014400	8.0		900.00	019200	3.2
	1,450.00	000100	483.5		1,000.00	000100	85.6
	1,700.00	000100	6.2		1,197.87	000100	35.8
	1,900.00	000100	1.5		1,200.00	000100	46.8
	2,050.00	000100	18.1		1,387.38	000100	14.3
	2,700.00	000100	1.9		1,400.00	000100	7.1
Wtd. Avg. Base & Total Tons	764.75		5,609.5		1,400.00	020800	183.7
					1,800.00	000100	2.1
Primitivo	2,500.00	000100	12.6		2,000.00	000100	0.5
	2,800.00	000100	5.1		2,300.00	000100	4.8
Wtd. Avg. Base & Total Tons	2,586.44		17.7		2,400.00	017600	8.3
					2,500.00	000100	6.4
Rubired *	1,800.00	000100	3.8		2,500.00	014400	8.3
Wtd. Avg. Base & Total Tons	1,800.00		3.8		2,600.00	000100	1.6
					2,800.00	000100	0.7
Sangiovese *	1,700.00	000100	35.8		2,900.00	000100	5.1
	1,909.62	000100	5.5		2,900.00	017200	41.5
	2,500.00	000100	4.4		3,000.00	000100	4.3
Wtd. Avg. Base & Total Tons	1,802.25		45.7		3,100.00	000100	2.0
					3,200.00	013800	8.3
Syrah *	1,400.00	000100	0.6		3,200.00	014400	14.2
	1,500.00	000100	2.2		3,200.00	017200	6.3
	1,800.00	000100	28.7		3,300.00	000100	4.0
	1,900.00	000100	26.0		3,351.28	000100	2.0
	2,000.00	000100	15.2		3,351.29	000100	1.0
	2,271.00	000100	1.5		3,400.00	000100	4.1
	2,525.00	000100	76.1		3,425.00	000100	6.0
	2,600.00	025100	7.6		3,500.00	000100	9.4
Wtd. Avg. Base & Total Tons	2,222.41		157.9		3,500.00	008150	1.3
					3,600.00	000100	4.7
Tannat	250.00	000100	1.4		3,600.00	013800	1.7
	1,500.00	000100	2.9		3,750.00	009100	3.1
	1,550.00	000100	1.4		3,800.00	024500	4.9
	1,800.00	000100	4.0		4,000.00	000100	4.0
Wtd. Avg. Base & Total Tons	1,450.52		9.7		5,000.00	000100	1.6
					5,500.00	000100	2.1
Tempranillo *	1,400.00	000100	14.7		6,500.00	012790	1.5
	1,800.00	000100	1.5		6,530.00	000100	2.5
Wtd. Avg. Base & Total Tons	1,437.04		16.2	Wtd. Avg. Base & Total Tons	1,402.29		771.0
Teroldego	1,250.00	000100	72.5	Chenin Blanc	400.00	039708	30.4
Wtd. Avg. Base & Total Tons	1,250.00		72.5		1,700.00	001900	1.1
					4,500.00	000100	0.8
Valdiguie *	1,600.00	000100	0.8	Wtd. Avg. Base & Total Tons	545.82		32.3
	1,700.00	000100	22.1				
	1,800.00	000100	1.9	Fiano	2,000.00	000100	1.0
	1,900.00	000100	3.0	Wtd. Avg. Base & Total Tons	2,000.00		1.0
	1,941.81	000100	9.7				
	2,300.00	000100	15.3	Gewurztraminer	2,000.00	013400	0.3
Wtd. Avg. Base & Total Tons	1,931.73		52.8	Wtd. Avg. Base & Total Tons	2,000.00		0.3
Zinfandel	1,400.00	000100	99.5	Grenache Blanc *	400.00	042790	26.4
	2,149.50	013400	3.0		2,200.00	000100	4.8
	2,200.00	000100	4.9	Wtd. Avg. Base & Total Tons	676.92		31.2
	3,000.00	000100	21.0				
	3,072.00	000100	41.8	Gruener Veltliner	1,933.02	000100	3.4
	4,983.00	000100	73.8		2,000.00	000100	28.2
Wtd. Avg. Base & Total Tons	2,933.13		244.0		2,000.00	007050	8.2
				Wtd. Avg. Base & Total Tons	1,994.28		39.8
DISTRICT 6				Malvasia Bianca			
Table Grapes					1,900.00	000100	9.7
Other Table ²	1,800.00	000100	1.0		2,000.00	000100	5.2
Wtd. Avg. Base & Total Tons	1,800.00		1.0	Wtd. Avg. Base & Total Tons	1,934.90		14.9
Wine Grapes (White)				Muscat Blanc *			
Albarino *	450.00	001000	17.1		1,200.00	000100	6.1
	782.74	000100	3.1	Wtd. Avg. Base & Total Tons	1,225.00	000100	1.0
	1,800.00	000100	1.5		1,203.52		7.1
	2,000.00	000100	0.3				
	2,245.00	000100	1.5	Palomino *	2,000.00	000100	4.6
Wtd. Avg. Base & Total Tons	714.43		23.5	Wtd. Avg. Base & Total Tons	2,000.00		4.6
				Pinot Blanc	2,000.00	000100	1.0
				Wtd. Avg. Base & Total Tons	2,000.00		1.0

**TABLE 8: BASE PRICE PAID TO GROWERS FOR GRAPES CRUSHED AND DELIVERED TO CALIFORNIA PROCESSORS
FROM THE 2024 CROP WITH BRIX FACTORS AND PURCHASED TONNAGE, BY TYPE, VARIETY, REPORTING DISTRICT
WHERE GROWN, AND WEIGHTED AVERAGE BASE PRICE**

District, Type, and Variety	Base Price	Brix	Tons	District, Type, and Variety	Base Price	Brix	Tons
	Per Ton	Factors			Per Ton	Factors	
	Dollars	Code ¹			Dollars	Code ¹	
DISTRICT 6 (Cont'd)					2,800.00	000100	1.0
Pinot Gris *	1,650.00	000100	4.6		2,900.00	017200	1.5
	1,900.00	000100	2.8		3,000.00	000100	63.2
	2,000.00	000100	0.5		3,000.00	017200	4.1
	2,200.00	000100	4.0		3,000.00	017600	5.3
	2,900.00	000100	2.2		3,600.00	000100	3.3
	3,000.00	000100	1.0		3,600.00	017200	0.6
Wtd. Avg. Base & Total Tons	2,125.17		15.1		3,600.00	017600	1.1
					4,000.00	000100	2.0
Roussanne	2,000.00	000100	1.0		4,000.00	017200	0.8
Wtd. Avg. Base & Total Tons	2,000.00		1.0		5,000.00	012900	2.5
					9,350.00	000100	0.4
Sauvignon Blanc *	250.00	011300	112.3	Wtd. Avg. Base & Total Tons	2,707.25		167.6
	300.00	000100	18.6				
	617.00	039792	198.6	Cabernet Sauvignon	300.00	000100	62.2
	1,000.00	000100	30.7		325.00	000100	142.0
	1,096.47	000100	0.8		615.00	067605	40.3
	1,100.00	000100	70.3		665.00	067603	134.3
	1,105.09	000100	14.9		665.00	067605	190.1
	1,200.00	000100	50.4		1,000.00	000100	0.5
	1,400.00	000100	6.3		1,200.00	000100	0.8
	1,500.00	000100	2.9		1,250.00	000100	14.2
	1,650.00	000100	6.0		1,250.00	024800	89.3
	2,000.00	000100	11.3		1,300.00	000100	39.1
	2,000.00	007050	11.6		1,450.00	000100	9.9
	2,200.00	000100	7.4		1,500.00	000100	22.4
	2,200.00	013600	1.0		1,542.36	000100	4.1
	2,300.00	017200	1.8		1,542.80	000100	24.7
	3,000.00	000100	0.4		1,550.00	000100	1.8
	4,500.00	000100	1.5		1,552.22	000100	2.7
	4,500.00	011100	3.3		1,700.00	000100	253.8
Wtd. Avg. Base & Total Tons	829.55		550.1		1,700.00	013600	2.0
					1,700.00	017200	9.9
Verdejo	400.00	038213	25.3		1,750.00	002600	15.1
Wtd. Avg. Base & Total Tons	400.00		25.3		1,816.33	000100	15.2
					1,900.00	014000	5.0
Verdelho	400.00	038213	24.7		2,000.00	017200	3.0
Wtd. Avg. Base & Total Tons	400.00		24.7		2,200.00	024800	50.1
					2,300.00	000100	0.9
Viognier	2,000.00	000100	1.6		2,500.00	000100	0.7
	3,200.00	000100	3.2		2,750.00	000100	5.4
	3,675.00	000100	0.4		2,750.00	023400	2.4
Wtd. Avg. Base & Total Tons	2,867.31		5.2		2,800.00	000100	38.8
					2,800.00	017400	2.3
White Riesling *	2,700.00	010900	1.1		3,000.00	000100	24.5
Wtd. Avg. Base & Total Tons	2,700.00		1.1		3,100.00	000100	5.9
					3,200.00	000100	0.4
Other White Wine ²	2,000.00	000100	0.2		3,200.00	017200	4.3
Wtd. Avg. Base & Total Tons	2,000.00		0.2		3,300.00	000100	2.7
					3,500.00	000100	22.4
Wine Grapes (Red)					3,600.00	000100	3.0
Alicante Bouschet *	600.00	000100	10.1		3,700.00	000100	20.9
	1,100.00	000100	5.8		4,000.00	000100	38.3
	1,700.00	064405	1.0		4,000.00	017200	2.6
Wtd. Avg. Base & Total Tons	836.69		16.9		4,000.00	017600	4.8
					4,100.00	000100	2.2
Barbera	1,000.00	064405	2.1		4,100.00	017800	0.7
	1,300.00	000100	0.5		4,200.00	000100	1.5
	1,500.00	000100	1.9		4,500.00	000100	8.2
	2,200.00	000100	2.2		4,750.00	000100	0.9
	2,750.00	000100	1.1		4,900.00	000100	3.9
	2,850.00	000100	0.8		4,900.00	023400	1.9
Wtd. Avg. Base & Total Tons	1,830.81		8.6		5,000.00	000100	1.6
					5,500.00	000100	1.4
Cabernet Franc	1,000.00	000100	0.1		6,500.00	000100	11.2
	1,200.00	000100	1.6		7,250.00	000100	4.6
	1,300.00	017200	12.8		8,500.00	017600	3.4
	1,900.00	014000	1.1		9,350.00	000100	4.9
	1,900.00	017200	13.3	Wtd. Avg. Base & Total Tons	1,550.59		1,359.2
	2,000.00	000100	7.2				
	2,200.00	000100	0.5	Cargnane	1,200.00	024300	2.6
	2,250.00	000100	0.3		1,550.00	013100	34.7
	2,500.00	000100	4.2		1,700.00	017200	2.1
	2,700.00	000100	30.7		1,700.00	064405	2.0
	2,775.98	000100	10.0		1,800.00	000100	5.0

TABLE 8: BASE PRICE PAID TO GROWERS FOR GRAPES CRUSHED AND DELIVERED TO CALIFORNIA PROCESSORS FROM THE 2024 CROP WITH BRIX FACTORS AND PURCHASED TONNAGE, BY TYPE, VARIETY, REPORTING DISTRICT WHERE GROWN, AND WEIGHTED AVERAGE BASE PRICE

District, Type, and Variety	Base Price	Brix	Tons	District, Type, and Variety	Base Price	Brix	Tons
	Per Ton	Factors			Per Ton	Factors	
	Dollars	Code ¹			Dollars	Code ¹	
DISTRICT 6 (Cont'd)					1,400.00	000100	79.4
Carignane (Cont'd)	2,250.00	000100	2.1		1,500.00	002600	4.8
	2,500.00	000100	40.0		1,700.00	000100	220.3
	2,500.00	013600	2.1		1,800.00	001900	0.9
	2,700.00	000100	7.5		1,900.00	014000	6.4
	2,800.00	000100	10.6		1,900.00	017200	2.2
	2,900.00	000100	12.3		2,000.00	000100	3.8
	3,000.00	000100	3.5		2,000.00	024800	39.7
	3,100.00	000100	6.7		2,100.00	017000	1.8
Wtd. Avg. Base & Total Tons	2,284.45		131.2		2,200.00	000100	6.4
					2,250.00	000100	2.0
Carmenere	1,800.00	000100	0.6		2,400.00	000100	0.9
	2,400.00	000100	1.0		2,400.00	023400	3.1
Wtd. Avg. Base & Total Tons	2,175.00		1.6		2,600.00	000100	2.0
					2,700.00	000100	22.4
Cinsaut *	1,200.00	000100	3.0		2,900.00	017200	1.6
Wtd. Avg. Base & Total Tons	1,200.00		3.0		3,000.00	000100	1.0
					3,200.00	000100	19.1
Dolcetto	3,150.00	000100	3.4		3,600.00	017200	2.8
	3,200.00	000100	3.7		4,300.00	000100	4.4
Wtd. Avg. Base & Total Tons	3,176.06		7.1		9,350.00	000100	0.4
				Wtd. Avg. Base & Total Tons	1,211.53		969.6
Gamay Noir Au Jus Blanc	4,500.00	011100	1.6				
Wtd. Avg. Base & Total Tons	4,500.00		1.6	Montepulciano	1,000.00	000100	6.3
					1,100.00	010700	20.5
Grenache *	600.00	000100	24.6	Wtd. Avg. Base & Total Tons	1,076.49		26.8
	800.00	000100	5.8				
	1,000.00	017400	0.5	Mourvedre *	600.00	000100	43.0
	1,100.00	000100	5.9		800.00	000100	7.3
	1,200.00	000100	2.1		1,100.00	000100	6.5
	1,644.97	000100	3.3		1,200.00	024300	0.5
	1,700.00	013600	4.0		1,400.00	000100	13.8
	1,700.00	064405	1.9		1,500.00	000100	0.5
	1,800.00	017200	2.4		1,550.00	024800	12.1
	1,870.00	003200	46.7		1,700.00	064405	2.1
	1,900.00	000100	1.5		1,800.00	000100	4.8
	1,995.34	000100	1.9		1,800.00	023400	0.6
	2,000.00	000100	5.8		2,000.00	000100	5.1
	2,070.00	003200	41.3		2,400.00	000100	14.7
	2,200.00	000100	1.6		2,495.58	000100	1.1
	2,250.00	000100	1.4		2,500.00	000100	2.1
	2,500.00	000100	4.7		2,550.00	000100	26.7
	2,850.00	000100	5.2		2,700.00	000100	1.4
	3,200.00	000100	5.8		2,850.00	000100	9.6
	3,708.00	000100	2.1		3,000.00	000100	10.1
	3,750.00	000100	1.5		3,600.00	000100	3.0
Wtd. Avg. Base & Total Tons	1,793.89		170.0	Wtd. Avg. Base & Total Tons	1,729.12		165.0
Malbec	300.00	000100	1.0	Nebbiolo	3,100.00	000100	2.2
	1,000.00	000100	7.2		4,000.00	017600	2.0
	1,250.00	000100	3.0		4,200.00	000100	1.5
	1,500.00	023400	2.2	Wtd. Avg. Base & Total Tons	3,705.26		5.7
	1,555.71	000100	1.4				
	1,600.00	000100	3.0	Petit Verdot	665.00	067603	551.4
	2,200.00	000100	9.7		738.62	000100	4.0
	2,250.00	000100	0.8		2,000.00	000100	5.4
	2,360.70	000100	8.8		2,100.00	017200	1.4
	2,500.00	000100	1.1		2,200.00	000100	0.8
	2,750.00	000100	1.1		2,250.00	000100	0.5
	2,800.00	000100	1.3		2,400.00	000100	0.9
	2,800.00	017400	2.2		2,700.00	000100	18.6
	2,900.00	000100	10.2		4,000.00	000100	1.1
	3,000.00	000100	6.8	Wtd. Avg. Base & Total Tons	758.50		584.1
	3,600.00	000100	0.8				
	4,200.00	000100	2.4	Petite Sirah	350.00	067906	188.5
Wtd. Avg. Base & Total Tons	2,285.03		63.0		665.00	067605	142.5
					800.00	000100	4.7
Merlot	565.00	067605	81.2		950.00	010700	13.8
	665.00	067603	421.4		1,000.00	000100	3.0
	1,000.00	000100	0.7		1,039.49	000100	9.0
	1,000.00	064405	0.4		1,100.00	000100	5.7
	1,150.00	000100	10.4		1,150.00	000100	3.1
	1,200.00	000100	2.0		1,300.00	000100	13.4
	1,231.13	000100	5.4		1,520.62	000100	3.2
	1,300.00	000100	22.7		1,650.00	000100	137.7

**TABLE 8: BASE PRICE PAID TO GROWERS FOR GRAPES CRUSHED AND DELIVERED TO CALIFORNIA PROCESSORS
FROM THE 2024 CROP WITH BRIX FACTORS AND PURCHASED TONNAGE, BY TYPE, VARIETY, REPORTING DISTRICT
WHERE GROWN, AND WEIGHTED AVERAGE BASE PRICE**

District, Type, and Variety	Base Price	Brix	Tons	District, Type, and Variety	Base Price	Brix	Tons
	Per Ton	Factors			Per Ton	Factors	
	Dollars	Code ¹			Dollars	Code ¹	
DISTRICT 6 (Cont'd)							
Petite Sirah (Cont'd)	1,700.00	013600	1.0	Sangiovese *	900.00	000100	7.9
	1,750.00	000100	1.6		1,200.00	000100	3.0
	1,800.00	017200	4.1		2,000.00	000100	0.5
	1,900.00	014000	4.8		2,000.00	017200	1.7
	2,000.00	000100	2.3		2,200.00	000100	4.3
	2,000.00	017200	0.6		2,300.00	000100	1.4
	2,000.00	064405	2.2		2,800.00	000100	2.9
	2,070.00	003200	108.3		2,900.00	017600	1.5
	2,200.00	000100	2.5		4,500.00	000100	1.6
	2,250.00	000100	1.3	Wtd. Avg. Base & Total Tons	1,913.71		24.8
	2,300.00	001900	1.0	Souzao	1,350.00	000100	6.3
	2,300.00	017600	1.5	Wtd. Avg. Base & Total Tons	1,350.00		6.3
	2,400.00	000100	1.1	Syrah *	1,000.00	000100	0.2
	2,400.00	023400	1.4		1,100.00	000100	3.6
	2,994.76	000100	2.3		1,150.00	000100	2.2
Wtd. Avg. Base & Total Tons	1,107.68		660.6		1,150.00	023400	3.5
Pinot Noir *	475.00	067607	6.0		1,200.00	000100	44.9
	1,000.00	000100	1.7		1,500.00	000100	2.5
	2,000.00	000100	39.6		1,650.00	000100	0.5
	2,300.00	000100	4.8		1,700.00	013600	2.9
	2,500.00	000100	3.0		1,800.00	000100	12.1
	2,700.00	000100	23.8		1,900.00	014000	1.8
	3,000.00	000100	11.4		2,000.00	000100	1.5
	3,100.00	001900	1.2		2,025.52	000100	1.2
	3,117.65	000100	12.4		2,200.00	000100	2.2
	3,150.00	000100	3.5		2,250.00	000100	2.5
	3,200.00	000100	7.2		2,300.00	000100	1.2
	3,400.00	017600	1.9		2,500.00	000100	4.8
	3,500.00	000100	3.3		3,000.00	000100	3.4
	3,500.00	013100	4.2		3,200.00	013800	0.5
	3,500.00	017200	2.9	Wtd. Avg. Base & Total Tons	1,549.24		91.5
	3,600.00	000100	4.1	Tempranillo *	1,300.00	000100	0.8
	3,600.00	013800	8.1		1,350.00	000100	5.3
	3,600.00	017000	2.3		1,700.00	024800	35.4
	3,600.00	017200	6.2		3,200.00	013800	0.5
	3,700.00	000100	2.6	Wtd. Avg. Base & Total Tons	1,666.07		42.0
	3,700.00	017600	6.8	Teroldego	665.00	067605	238.7
	3,800.00	000100	6.6	Wtd. Avg. Base & Total Tons	665.00		238.7
	3,800.00	013800	5.4	Tinta Cao	1,350.00	000100	3.9
	3,900.00	000100	10.1	Wtd. Avg. Base & Total Tons	1,350.00		3.9
	3,900.00	017400	6.7	Touriga Nacional *	1,074.64	000100	0.7
	4,000.00	000100	26.4		1,350.00	000100	9.4
	4,000.00	021000	4.4	Wtd. Avg. Base & Total Tons	1,330.92		10.1
	4,200.00	000100	3.6	Zinfandel	600.00	000100	92.4
	4,200.00	013800	4.0		800.00	000100	412.4
	4,200.00	017600	1.1		800.00	021000	1.5
	4,250.00	000100	6.9		1,000.00	000100	36.9
	4,300.00	000100	4.7		1,000.00	064405	2.0
	4,314.65	013400	1.8		1,100.00	000100	11.7
	4,400.00	000100	1.8		1,110.52	000100	0.8
	4,400.00	017600	5.4		1,200.00	000100	37.1
	4,500.00	000100	6.7		1,200.00	024300	0.5
	4,500.00	013800	2.6		1,350.00	017200	0.9
	4,700.00	000100	5.6		1,675.00	024800	39.3
	5,000.00	000100	1.9		1,700.00	024800	23.2
	5,000.00	017600	1.4		1,900.00	014000	21.4
	5,050.00	000100	6.4		1,900.00	027100	98.9
	5,500.00	000100	11.2		2,000.00	000100	32.3
	6,000.00	000100	10.1		2,000.00	017200	5.2
	6,020.00	000100	2.7		2,000.00	032050	3.1
	6,400.00	011300	5.2		2,050.00	000100	3.0
	8,000.00	000100	24.0		2,190.28	000100	21.0
	8,800.00	000100	5.8		2,200.00	000100	2.4
Wtd. Avg. Base & Total Tons	4,008.98		329.5		2,400.00	017200	1.5
Primitivo	800.00	000100	4.4		2,500.00	000100	6.3
	1,000.00	000100	7.1		2,600.00	000100	1.9
	2,000.00	017600	2.0		2,750.00	000100	2.1
	2,063.73	000100	3.4	Wtd. Avg. Base & Total Tons	2,800.00	000100	16.7
Wtd. Avg. Base & Total Tons	1,280.28		16.9				
Refosco *	3,100.00	000100	3.1				
Wtd. Avg. Base & Total Tons	3,100.00		3.1				

**TABLE 8: BASE PRICE PAID TO GROWERS FOR GRAPES CRUSHED AND DELIVERED TO CALIFORNIA PROCESSORS
FROM THE 2024 CROP WITH BRIX FACTORS AND PURCHASED TONNAGE, BY TYPE, VARIETY, REPORTING DISTRICT
WHERE GROWN, AND WEIGHTED AVERAGE BASE PRICE**

District, Type, and Variety	Base Price	Brix	Tons	District, Type, and Variety	Base Price	Brix	Tons
	Per Ton	Factors			Per Ton	Factors	
	Dollars	Code ¹			Dollars	Code ¹	
DISTRICT 6 (Cont'd)					1,322.64	019100	531.1
Zinfandel (Cont'd)	2,900.00	000100	3.4		1,325.00	017200	169.1
	3,000.00	000100	10.8		1,325.00	024500	59.9
Wtd. Avg. Base & Total Tons	1,212.00		888.7		1,329.93	024500	134.7
					1,331.48	000100	366.4
Other Red Wine ²	600.00	000100	7.1		1,350.00	000100	474.8
	2,000.00	000100	1.4		1,350.00	024500	640.6
	3,000.00	000100	2.1		1,352.76	000100	41.3
	3,500.00	000100	2.0		1,352.76	019000	189.3
Wtd. Avg. Base & Total Tons	1,615.87		12.6		1,356.58	000100	242.0
					1,368.39	021200	240.0
					1,375.00	024500	92.1
DISTRICT 7					1,379.17	000100	95.1
Wine Grapes (White)					1,382.92	000100	539.8
Albarino *	500.00	024500	20.7		1,400.00	000100	2.8
	1,200.00	000100	51.0		1,400.00	020800	183.9
	1,300.00	017000	23.9		1,400.00	024500	700.1
	1,390.50	000100	88.8		1,408.77	024500	142.2
	1,400.00	017000	57.1		1,410.27	019100	735.8
	1,500.00	024500	61.3		1,425.00	024500	403.0
	1,650.00	000100	27.1		1,432.23	024500	869.1
	1,758.34	000100	6.1		1,442.00	000100	512.9
	1,800.00	000100	17.6		1,450.00	000100	480.3
	1,817.00	007900	12.2		1,450.00	007650	5.6
	1,854.00	017200	5.6		1,469.27	024500	62.2
	1,900.00	000100	5.1		1,475.00	000100	527.2
	2,250.00	000100	16.8		1,500.00	000100	862.7
Wtd. Avg. Base & Total Tons	1,444.84		395.3		1,500.00	010700	20.1
					1,500.00	017000	43.6
Arneis	1,800.00	000100	2.1		1,500.00	019100	142.3
Wtd. Avg. Base & Total Tons	1,800.00		2.1		1,500.00	020800	244.7
					1,502.57	000100	330.8
Assyrtiko ³	2,450.00	000100	1.9		1,502.69	021200	160.1
Wtd. Avg. Base & Total Tons	2,450.00		1.9		1,530.00	000100	116.1
					1,552.65	000100	559.9
Chardonnay *	275.00	000100	745.3		1,600.00	000100	2,696.0
	325.00	000100	519.1		1,600.00	009000	9.9
	400.00	000100	92.7		1,600.00	020800	3.4
	450.00	000100	1,175.1		1,635.00	000100	41.1
	500.00	020800	934.4		1,650.00	000100	22.0
	500.00	024500	3,295.5		1,700.00	000100	345.5
	517.00	002200	521.1		1,725.00	000100	89.1
	600.00	024500	298.5		1,750.00	000100	18.0
	617.00	002200	115.8		1,750.00	017200	8.3
	650.00	000100	101.8		1,800.00	000100	1,435.5
	750.00	000100	214.0		1,825.00	000100	116.5
	750.00	019000	20.8		1,850.00	000100	24.6
	750.00	020800	293.8		1,854.00	000100	18.5
	750.00	024500	260.0		1,900.00	000100	206.9
	800.00	000100	2,752.0		1,950.00	000100	1,365.9
	800.00	024500	92.8		1,975.00	000100	25.3
	900.00	024500	277.6		2,000.00	000100	145.9
	962.21	024500	23.8		2,000.00	007050	40.1
	1,000.00	000100	30.1		2,000.00	013800	1.3
	1,042.57	024500	22.4		2,000.00	017200	1.0
	1,125.32	024500	411.8		2,015.71	017000	4.9
	1,131.48	020800	258.3		2,100.00	000100	1.0
	1,131.48	024500	426.1		2,150.00	000100	44.8
	1,150.00	024500	1,066.7		2,200.00	000100	101.9
	1,193.59	024500	22.3		2,250.00	000100	51.8
	1,200.00	000100	211.9		2,300.00	000100	3.0
	1,210.50	000100	1,266.1		2,387.03	013100	23.5
	1,250.00	000100	2,092.7		2,396.36	000100	24.0
	1,250.00	020900	21.8		2,400.00	000100	5.0
	1,250.00	024500	119.0		2,418.00	000100	2.2
	1,252.14	000100	496.1		2,450.00	000100	3.1
	1,269.70	000100	661.0		2,500.00	000100	323.8
	1,270.00	000100	71.4		2,500.00	009300	0.6
	1,270.57	000100	265.3		2,550.00	017000	2.8
	1,275.00	017400	371.9		2,609.00	000100	526.4
	1,278.69	020800	117.6		2,650.00	000100	5.5
	1,278.69	024500	429.1		2,700.00	000100	9.1
	1,300.00	000100	2,359.0		2,700.00	009300	1.5
	1,300.00	012900	221.9		2,750.00	000100	15.9
	1,300.00	024500	1,027.2		2,768.00	013600	44.4

TABLE 8: BASE PRICE PAID TO GROWERS FOR GRAPES CRUSHED AND DELIVERED TO CALIFORNIA PROCESSORS FROM THE 2024 CROP WITH BRIX FACTORS AND PURCHASED TONNAGE, BY TYPE, VARIETY, REPORTING DISTRICT WHERE GROWN, AND WEIGHTED AVERAGE BASE PRICE

District, Type, and Variety	Base Price	Brix	Tons	District, Type, and Variety	Base Price	Brix	Tons
	Per Ton	Factors			Per Ton	Factors	
	Dollars	Code ¹			Dollars	Code ¹	
DISTRICT 7 (Cont'd)							
Chardonnay * (Cont'd)	2,800.00	000100	0.8	Grenache Gris *	1,300.00	000100	31.1
	2,800.00	011400	4.0	Wtd. Avg. Base & Total Tons	1,300.00		31.1
	2,850.00	000100	1.5	Gruener Veltliner	1,150.00	017000	247.9
	2,900.00	000100	26.0		1,200.00	000100	14.6
	2,950.00	000100	3.1		1,250.00	024500	84.4
	2,950.00	017000	3.1		1,600.00	007600	5.0
	3,000.00	000100	43.8	Wtd. Avg. Base & Total Tons	1,182.45		351.9
	3,000.00	017200	0.4	Malvasia Bianca	800.00	000100	47.2
	3,060.00	000100	2.5		900.00	000100	21.8
	3,200.00	000100	62.0		1,300.00	000100	3.0
	3,200.00	017800	2.0		1,545.00	000100	32.2
	3,400.00	000100	2.0	Wtd. Avg. Base & Total Tons	1,065.54		104.2
	3,750.00	019550	1.7	Marsanne	1,950.00	000100	7.8
	3,800.00	000100	6.5		1,960.57	000100	10.0
	3,900.00	000100	65.7		3,750.00	011300	1.7
	4,000.00	000100	3.2	Wtd. Avg. Base & Total Tons	2,112.34		19.5
	4,400.00	000100	3.0	Melon	1,800.00	000100	16.3
	4,500.00	000100	6.2		2,900.00	000100	6.2
	4,600.00	020470	0.9		3,000.00	000100	4.3
	4,600.00	024500	5.1		3,000.00	019550	0.8
	4,700.00	000100	7.2	Wtd. Avg. Base & Total Tons	2,268.84		27.6
	6,500.00	000100	3.4	Muscat Blanc *	1,200.00	000100	142.2
Wtd. Avg. Base & Total Tons	1,233.15		42,689.5		1,400.00	000100	1.1
Chenin Blanc	1,455.00	000100	86.7		2,200.00	000100	1.1
	1,800.00	010700	1.3	Wtd. Avg. Base & Total Tons	1,209.14		144.4
	2,000.00	017400	5.5	Muscat Orange	3,100.00	000100	0.9
	2,301.08	000100	6.0	Wtd. Avg. Base & Total Tons	3,100.00		0.9
	2,400.00	000100	3.0	Picpoul Blanc	1,100.00	000100	42.5
	2,450.00	000100	2.3		1,200.00	000100	32.5
	2,450.00	012900	3.5		1,400.00	013400	0.1
	2,500.00	000100	4.4		2,750.00	000100	0.7
	2,500.00	008100	2.2	Wtd. Avg. Base & Total Tons	1,158.51		75.8
	2,600.00	000100	54.3	Pinot Blanc	1,200.00	000100	121.1
	2,650.00	000100	1.1		1,200.00	013100	4.7
	2,750.00	000100	1.6		1,210.50	000100	41.8
	3,000.00	000100	3.2		1,300.00	000100	90.4
	3,400.00	000100	3.4		1,308.61	000100	17.3
	4,200.00	000100	0.8		1,322.86	000100	62.9
Wtd. Avg. Base & Total Tons	2,031.34		179.3		1,406.50	000100	22.2
Clairette Blanche	1,100.00	000100	28.6		1,600.00	000100	2.7
Wtd. Avg. Base & Total Tons	1,100.00		28.6		1,800.00	000100	24.0
Falaghina Greco	2,200.00	000100	0.9		2,100.00	000100	2.6
	2,500.00	000100	1.0		2,750.00	000100	2.0
	2,850.00	008100	0.7	Wtd. Avg. Base & Total Tons	1,313.84		391.7
	3,500.00	000100	2.6	Pinot Gris *	500.00	024500	67.7
Wtd. Avg. Base & Total Tons	2,995.19		5.2		600.00	000100	494.6
Gewurztraminer	625.00	000100	858.3		700.00	000100	162.2
	675.00	040490	678.3		750.00	000100	105.3
	700.00	000100	41.2		767.00	001000	843.1
	750.00	000100	89.6		840.00	000100	80.4
	800.00	000100	121.8		1,000.00	000100	86.5
	1,300.00	000100	33.7		1,000.00	017000	274.0
	1,500.00	000100	2.0		1,000.00	021000	181.6
	1,800.00	000100	6.0		1,050.00	017000	188.8
	2,150.00	000100	9.4		1,061.44	000100	244.6
Wtd. Avg. Base & Total Tons	687.71		1,840.3		1,061.44	017000	728.0
Gray Riesling *	1,500.00	008100	0.5		1,087.80	015700	300.2
Wtd. Avg. Base & Total Tons	1,500.00		0.5		1,100.00	000100	394.0
Grenache Blanc *	1,100.00	000100	53.6		1,100.00	024500	139.1
	1,400.00	013400	0.4		1,129.88	000100	427.2
	1,500.00	000100	139.2		1,200.00	000100	123.6
	1,800.00	000100	4.2		1,200.00	024500	229.8
	1,900.00	000100	6.0		1,250.00	000100	126.9
	2,000.00	000100	4.0		1,275.00	000100	169.5
	3,240.00	000100	1.9		1,275.00	017000	74.4
	3,240.00	019550	1.4		1,285.00	000100	23.1
Wtd. Avg. Base & Total Tons	1,452.17		210.7				

TABLE 8: BASE PRICE PAID TO GROWERS FOR GRAPES CRUSHED AND DELIVERED TO CALIFORNIA PROCESSORS FROM THE 2024 CROP WITH BRIX FACTORS AND PURCHASED TONNAGE, BY TYPE, VARIETY, REPORTING DISTRICT WHERE GROWN, AND WEIGHTED AVERAGE BASE PRICE

District, Type, and Variety	Base Price	Brix	Tons	District, Type, and Variety	Base Price	Brix	Tons
	Per Ton	Factors			Per Ton	Factors	
	Dollars	Code ¹			Dollars	Code ¹	
DISTRICT 7 (Cont'd)							
Pinot Gris * (Cont'd)	1,300.00	000100	537.4	Semillon	1,800.00	000100	10.1
	1,386.88	017200	293.4		2,000.00	000100	3.7
	1,450.00	000100	37.5	Wtd. Avg. Base & Total Tons	1,853.62		13.8
	1,500.00	010900	5.5	Verdejo	2,750.00	000100	3.2
	1,600.00	021000	1.0	Wtd. Avg. Base & Total Tons	2,750.00		3.2
	1,796.54	000100	22.5	Verdelho	1,800.00	000100	1.0
	1,800.00	021000	2.3	Wtd. Avg. Base & Total Tons	1,800.00		1.0
	2,000.00	000100	4.7	Vermentino *	1,100.00	000100	30.8
	2,300.00	000100	3.4		1,800.00	000100	4.7
	3,200.00	000100	2.0	Wtd. Avg. Base & Total Tons	1,192.68		35.5
Wtd. Avg. Base & Total Tons	1,030.23		6,374.3	Viognier	1,100.00	000100	3.0
Roussanne	1,920.19	000100	17.1		1,200.00	000100	9.0
	1,950.00	000100	8.9		1,854.00	000100	4.2
Wtd. Avg. Base & Total Tons	1,930.39		26.0		1,950.00	000100	3.6
Sauvignon Blanc *	300.00	011300	14.5		2,055.47	000100	19.6
	500.00	011300	21.4		2,100.00	000100	0.2
	600.00	000100	250.7		2,200.00	000100	4.2
	617.00	001800	71.4		2,399.41	000100	2.1
	650.00	011300	50.1		2,609.00	000100	3.5
	800.00	017200	96.4		3,500.00	000100	1.1
	840.00	000100	237.1		4,933.13	000100	5.1
	1,100.00	000100	582.0		5,500.00	000100	0.2
	1,150.00	000100	180.9	Wtd. Avg. Base & Total Tons	2,206.69		55.8
	1,191.75	000100	62.9	White Riesling *	600.00	000100	168.2
	1,200.00	000100	81.0		775.00	000100	145.7
	1,200.00	015700	280.6		900.00	000100	353.0
	1,210.50	000100	202.3		975.00	000100	146.4
	1,250.00	000100	23.3		1,000.00	000100	66.9
	1,250.00	013400	601.2		1,100.00	000100	31.1
	1,275.00	000100	42.5		1,100.00	012900	94.6
	1,284.36	015700	135.2		1,200.00	013100	4.5
	1,300.00	000100	203.5		1,200.00	024500	221.3
	1,330.54	000100	193.6		1,300.00	000100	56.8
	1,350.00	000100	118.5		1,400.00	000100	153.1
	1,350.00	017200	70.7		1,500.00	000100	9.0
	1,358.87	000100	277.0		1,600.00	000100	3.3
	1,375.00	019100	163.5		1,700.00	000100	7.9
	1,400.00	013100	35.8		1,750.00	010700	5.5
	1,400.00	017000	81.0		1,800.00	000100	16.6
	1,400.00	021000	10.5		1,800.00	011100	10.1
	1,425.00	000100	280.2		2,000.00	000100	11.9
	1,442.00	000100	255.2		2,200.00	000100	1.0
	1,450.00	017000	70.6		2,400.00	000100	7.2
	1,450.00	017200	8.4	Wtd. Avg. Base & Total Tons	1,038.08		1,514.1
	1,468.65	019100	104.8	Other White Wine ²	1,600.00	000100	0.5
	1,475.00	013100	21.3		2,000.00	000100	3.6
	1,479.00	017200	74.3		3,000.00	000100	1.4
	1,500.00	000100	232.1		3,250.00	000100	3.1
	1,600.00	000100	10.7	Wtd. Avg. Base & Total Tons	2,590.12		8.6
	1,650.21	000100	32.1	Wine Grapes (Red)			
	1,725.00	013100	96.8	Barbera	2,500.00	000100	3.8
	1,748.76	000100	6.4		2,850.00	000100	2.7
	1,800.00	000100	206.5	Wtd. Avg. Base & Total Tons	2,645.38		6.5
	1,802.41	000100	10.1	Cabernet Franc	2,100.00	000100	1.1
	1,806.62	000100	25.4		2,380.95	000100	0.4
	1,850.00	000100	5.7		2,609.00	000100	26.5
	1,900.00	000100	7.4		2,700.00	000100	1.3
	1,990.00	017000	2.1		2,900.00	000100	10.7
	2,000.00	013600	4.9		3,400.00	000100	8.3
	2,000.00	017300	1.2	Wtd. Avg. Base & Total Tons	2,798.36		48.3
	2,400.00	000100	4.3	Cabernet Sauvignon	350.00	024500	628.2
	2,600.00	000100	7.7		425.00	000100	359.2
	2,609.00	000100	41.4		900.00	000100	41.1
	2,750.00	000100	33.0		1,000.00	000100	0.9
	3,000.00	000100	1.0		1,117.00	025100	63.7
	3,200.00	010700	2.9		1,250.00	000100	1,553.8
	3,500.00	000100	2.5				
Wtd. Avg. Base & Total Tons	1,274.92		5,636.6				
Sauvignon Gris	1,850.00	000100	3.4				
Wtd. Avg. Base & Total Tons	1,850.00		3.4				

TABLE 8: BASE PRICE PAID TO GROWERS FOR GRAPES CRUSHED AND DELIVERED TO CALIFORNIA PROCESSORS FROM THE 2024 CROP WITH BRIX FACTORS AND PURCHASED TONNAGE, BY TYPE, VARIETY, REPORTING DISTRICT WHERE GROWN, AND WEIGHTED AVERAGE BASE PRICE

District, Type, and Variety	Base Price	Brix	Tons	District, Type, and Variety	Base Price	Brix	Tons
	Per Ton	Factors			Per Ton	Factors	
	Dollars	Code ¹			Dollars	Code ¹	
DISTRICT 7 (Cont'd)							
Cabernet Sauvignon (Cont'd)	1,300.00	000100	170.7		1,350.00	000100	43.2
	1,300.00	025100	186.6		1,400.00	000100	161.1
	1,368.99	000100	481.9		1,400.00	024500	0.2
	1,370.00	026800	52.3		1,436.89	020800	20.1
	1,370.79	000100	50.5		1,442.62	000100	23.8
	1,400.00	000100	2.7		1,471.40	000100	30.6
	1,400.00	017000	0.5		1,550.00	000100	79.9
	1,410.15	000100	504.1		1,700.00	000100	2.8
	1,500.00	000100	424.3		1,700.00	024500	114.7
	1,500.00	021000	9.4		1,800.00	024500	0.5
	1,500.00	024500	0.3		1,850.00	000100	154.5
	1,500.00	024800	0.8		1,950.00	000100	5.0
	1,504.00	027800	217.4		2,000.00	000100	28.6
	1,515.00	000100	70.6		2,000.00	013600	4.8
	1,518.61	025100	322.3		2,000.00	023400	1.0
	1,531.95	000100	114.5		2,046.49	000100	15.2
	1,545.00	000100	230.6		2,200.00	000100	0.8
	1,600.00	000100	309.6		2,250.00	000100	2.3
	1,600.00	024800	236.3		2,300.00	000100	22.3
	1,650.00	025100	137.8		2,500.00	000100	1.4
	1,675.00	000100	218.0		2,500.00	025300	1.3
	1,750.00	024500	150.2		2,609.00	000100	4.9
	1,775.00	000100	10.1		2,750.00	000100	11.1
	1,820.00	027800	201.9		2,850.00	000100	1.8
	1,910.17	027100	306.9		3,000.00	000100	1.8
	2,000.00	000100	256.8		3,000.00	017900	0.4
	2,200.00	000100	103.6		3,400.00	000100	2.0
	2,250.00	000100	8.3		3,500.00	019550	2.1
	2,500.00	000100	4.1		3,800.00	000100	1.8
	2,609.00	000100	606.6		4,050.00	000100	1.6
	2,625.00	000100	22.8		4,200.00	000100	2.5
	2,750.00	000100	0.2		4,300.00	024500	2.4
	3,000.00	000100	2.0		6,514.18	000100	6.2
	3,100.00	000100	24.9	Wtd. Avg. Base & Total Tons	7,000.00	000100	1.7
	3,289.90	000100	6.5		1,438.59		1,636.7
	3,400.00	000100	15.6	Malbec	1,000.00	021200	1.7
	3,500.00	000100	3.0		1,300.00	000100	92.5
	4,800.00	000100	3.6		1,400.00	024500	0.1
	6,810.00	000100	4.3		1,450.00	000100	392.1
Wtd. Avg. Base & Total Tons	1,458.23		8,119.5		1,450.23	000100	0.5
					1,472.03	000100	131.0
Carignane	2,000.00	000100	2.6		1,485.46	000100	488.2
	2,200.00	000100	2.9		1,489.95	000100	267.1
	2,750.00	000100	0.2		1,500.00	000100	140.5
Wtd. Avg. Base & Total Tons	2,128.07		5.7		1,500.00	021000	12.4
					1,910.17	000100	83.7
Cinsaut *	885.00	000100	112.6		2,609.00	000100	107.5
	1,200.00	000100	24.1		2,900.00	000100	5.1
	1,400.00	000100	4.9		3,504.55	000100	1.6
	1,700.00	000100	3.4	Wtd. Avg. Base & Total Tons	1,564.65		1,724.0
	1,800.00	000100	9.4				
	1,800.00	021000	7.4	Mencia	2,750.00	000100	2.6
	2,417.00	013100	31.6	Wtd. Avg. Base & Total Tons	2,750.00		2.6
Wtd. Avg. Base & Total Tons	1,281.43		193.4				
				Merlot	1,100.00	000100	563.4
Counoise	2,250.00	000100	0.6		1,112.94	000100	302.7
Wtd. Avg. Base & Total Tons	2,250.00		0.6		1,112.94	020800	407.3
					1,136.66	000100	294.1
Dornfelder	1,500.00	021000	8.8		1,136.66	017000	399.7
Wtd. Avg. Base & Total Tons	1,500.00		8.8		1,222.92	000100	311.0
					1,300.00	000100	618.5
Gamay Noir Au Jus Blanc	2,400.00	000100	1.5		1,300.00	012900	192.2
	3,000.00	000100	2.9		1,340.00	027800	27.9
Wtd. Avg. Base & Total Tons	2,795.45		4.4		1,450.00	000100	31.4
					1,963.00	000100	86.6
Graciano	7,000.00	000100	0.3		2,000.00	000100	0.5
Wtd. Avg. Base & Total Tons	7,000.00		0.3		2,250.00	000100	4.9
					2,281.00	000100	25.8
Grenache *	1,000.00	000100	2.8		2,600.00	000100	4.1
	1,100.00	000100	21.0		2,609.00	000100	92.0
	1,103.65	022800	477.8		2,727.98	000100	0.8
	1,200.00	000100	244.1		3,400.00	000100	4.3
	1,250.00	000100	42.6	Wtd. Avg. Base & Total Tons	1,254.47		3,367.2
	1,300.00	000100	94.0				

TABLE 8: BASE PRICE PAID TO GROWERS FOR GRAPES CRUSHED AND DELIVERED TO CALIFORNIA PROCESSORS FROM THE 2024 CROP WITH BRIX FACTORS AND PURCHASED TONNAGE, BY TYPE, VARIETY, REPORTING DISTRICT WHERE GROWN, AND WEIGHTED AVERAGE BASE PRICE

District, Type, and Variety	Base Price	Brix	Tons	District, Type, and Variety	Base Price	Brix	Tons
	Per Ton	Factors			Per Ton	Factors	
	Dollars	Code ¹			Dollars	Code ¹	
DISTRICT 7 (Cont'd)					1,596.50	000100	282.4
Montepulciano	3,000.00	000100	1.1		1,600.00	000100	573.8
Wtd. Avg. Base & Total Tons	3,000.00		1.1		1,600.00	009000	5.4
Mourvedre *	1,000.00	000100	2.8		1,600.00	024500	591.7
	1,400.00	020800	0.1		1,650.00	000100	93.9
	1,700.00	000100	5.5		1,650.00	024500	222.5
	1,750.00	000100	2.8		1,657.63	000100	998.5
	1,850.00	000100	12.1		1,700.00	021000	91.0
	2,100.00	000100	5.0		1,700.00	024500	276.1
	2,250.00	000100	3.7		1,717.00	024500	46.9
	2,500.00	000100	8.5		1,725.00	000100	346.9
	2,500.00	025300	1.7		1,750.00	000100	972.8
	2,501.82	000100	2.0		1,779.34	000100	1,375.7
	3,000.00	000100	24.3		1,782.63	020800	603.9
	3,200.00	000100	3.3		1,796.54	000100	452.5
	3,500.00	000100	1.2		1,800.00	000100	1,418.2
	4,200.00	000100	8.6		1,800.00	021000	236.9
	7,000.00	000100	1.4		1,800.00	021100	556.1
Wtd. Avg. Base & Total Tons	2,680.53		83.0		1,800.00	024500	574.2
Nebbiolo	2,850.00	000100	0.1		1,808.11	000100	298.4
Wtd. Avg. Base & Total Tons	2,850.00		0.1		1,808.11	021200	601.2
Negrette *	2,000.00	017600	0.7		1,849.80	000100	165.9
	3,000.00	000100	2.7		1,850.00	024500	179.1
Wtd. Avg. Base & Total Tons	2,794.12		3.4		1,859.33	000100	162.9
Petit Verdot	1,382.81	000100	0.9		1,875.00	024500	529.0
	1,600.00	000100	1.1		1,900.00	000100	361.1
	1,675.00	000100	43.1		1,900.00	021200	30.7
	1,800.00	000100	2.1		1,900.00	024500	416.3
	2,000.00	000100	1.6		1,915.11	000100	237.9
	2,380.95	000100	0.4		1,925.00	024500	27.9
	2,609.00	000100	11.9		1,927.17	025100	114.8
Wtd. Avg. Base & Total Tons	1,868.68		61.1		1,950.00	000100	211.4
Petite Sirah	600.00	024800	1.3		1,950.92	000100	383.2
	1,200.00	000100	4.0		2,000.00	000100	578.7
	1,400.00	000100	133.8		2,000.00	017200	5.1
	1,400.00	024500	0.5		2,000.00	017400	0.9
	1,400.00	024800	0.8		2,040.00	000100	113.7
	1,425.76	000100	110.0		2,097.31	000100	44.2
	1,431.49	000100	347.0		2,100.00	000100	193.2
	1,450.00	027800	20.9		2,100.00	024500	49.8
	1,504.00	027800	47.9		2,163.00	021000	196.9
	1,600.00	000100	2.1		2,188.74	000100	2.2
	1,750.00	000100	0.5		2,200.00	000100	79.0
	1,800.00	000100	3.3		2,200.00	019200	2.3
	2,159.00	000100	67.3		2,200.00	024500	356.9
	2,600.00	000100	1.3		2,214.56	000100	157.4
	2,609.00	000100	133.5		2,250.00	000100	88.7
Wtd. Avg. Base & Total Tons	3,435.58	000100	8.8		2,250.00	024500	90.8
	1,685.18		883.0		2,300.00	000100	258.0
Pinot Noir *	500.00	000100	471.8		2,300.00	021000	61.6
	617.00	002300	736.2		2,350.95	024500	581.4
	617.00	022900	457.6		2,400.00	000100	168.9
	700.00	000100	221.9		2,400.00	020900	4.4
	750.00	000100	112.3		2,475.00	021000	176.6
	800.00	000100	56.5		2,500.00	000100	86.2
	849.75	000100	524.2		2,500.00	021200	43.1
	900.00	000100	2,402.2		2,550.00	000100	18.3
	1,000.00	000100	5.2		2,550.00	000100	10.8
	1,000.00	020800	0.4		2,600.00	000100	10.8
	1,050.00	000100	12.7		2,609.00	000100	1,454.4
	1,300.00	000100	353.5		2,686.95	024500	79.3
	1,317.00	063600	151.3		2,750.00	000100	9.9
	1,400.00	000100	149.0		2,750.00	024500	47.5
	1,485.00	000100	285.3		2,800.00	000100	43.0
	1,500.00	000100	663.4		2,918.32	000100	21.3
	1,500.00	023100	288.8		3,000.00	000100	158.8
	1,500.00	024500	499.8		3,000.00	013600	11.9
	1,509.94	000100	9.1		3,000.00	017900	6.5
	1,530.00	000100	21.0		3,000.00	021000	72.9
					3,200.00	000100	2.0
					3,300.00	000100	48.9
					3,300.00	011400	3.2
					3,400.00	000100	2.1
					3,500.00	000100	25.0

**TABLE 8: BASE PRICE PAID TO GROWERS FOR GRAPES CRUSHED AND DELIVERED TO CALIFORNIA PROCESSORS
FROM THE 2024 CROP WITH BRIX FACTORS AND PURCHASED TONNAGE, BY TYPE, VARIETY, REPORTING DISTRICT
WHERE GROWN, AND WEIGHTED AVERAGE BASE PRICE**

District, Type, and Variety	Base Price	Brix	Tons	District, Type, and Variety	Base Price	Brix	Tons
	Per Ton	Factors			Per Ton	Factors	
	Dollars	Code ¹			Dollars	Code ¹	
DISTRICT 7 (Cont'd)					1,225.00	027800	21.3
Pinot Noir * (Cont'd)	3,500.00	017600	1.8		1,250.00	000100	109.8
	3,500.00	020900	2.2		1,300.00	000100	404.7
	3,510.00	000100	5.2		1,350.00	000100	88.1
	3,598.96	000100	5.2		1,364.97	003100	401.0
	3,600.00	000100	47.0		1,400.00	000100	270.7
	3,605.43	000100	4.5		1,400.00	024500	0.6
	3,767.00	002200	50.4		1,465.51	000100	440.6
	3,863.00	013600	70.6		1,473.56	000100	3.0
	3,917.00	002200	33.9		1,550.00	000100	12.8
	4,000.00	000100	168.2		1,600.00	024500	0.4
	4,000.00	017900	1.5		1,648.48	000100	13.3
	4,000.00	021000	13.0		1,850.00	000100	12.6
	4,000.00	024500	1.1		1,963.00	000100	34.5
	4,000.00	024800	3.6		2,000.00	000100	8.5
	4,017.00	002200	51.4		2,000.00	024800	0.5
	4,050.00	000100	2.8		2,100.00	000100	30.3
	4,200.00	000100	480.2		2,200.00	000100	13.8
	4,250.00	000100	21.9		2,250.00	000100	5.0
	4,400.00	000100	115.0		2,281.00	000100	31.8
	4,400.00	017800	3.0		2,400.00	000100	10.4
	4,400.00	021000	2.2		2,500.00	000100	12.5
	4,500.00	000100	58.3		2,609.00	000100	70.2
	4,500.00	013400	1.0		2,750.00	000100	1.4
	4,500.00	024500	41.2		2,800.00	000100	1.8
	4,517.00	002200	18.0		3,000.00	000100	7.0
	4,600.00	000100	23.2		3,400.00	000100	1.7
	4,617.00	002200	36.3		3,500.00	000100	8.7
	4,700.00	000100	1.0		3,700.00	000100	2.3
	4,700.00	021000	1.1		3,700.00	013600	10.6
	5,000.00	000100	3.2		3,750.00	000100	0.8
	5,500.00	000100	8.8		3,750.00	019550	1.9
	5,729.84	000100	3.5		3,800.00	000100	5.9
	6,000.00	000100	22.3		4,000.00	021500	0.9
	6,000.00	002200	24.1		4,050.00	000100	4.7
	6,000.00	025400	7.7		4,300.00	000100	2.5
	6,228.00	024500	20.2		4,300.00	024500	4.2
	6,300.00	000100	57.7		4,500.00	000100	2.4
	6,300.00	001900	2.5		6,000.00	000100	2.8
	6,300.00	017400	10.2		6,895.69	000100	2.1
	6,300.00	017800	10.3	Wtd. Avg. Base & Total Tons	1,519.01		2,185.7
	6,500.00	000100	61.8				
	6,778.00	002200	39.5	Tempranillo *	1,200.00	000100	47.0
	6,795.00	002200	22.1		1,400.00	000100	24.8
	6,800.00	000100	62.9		1,600.00	000100	2.4
	6,800.00	017800	31.5		1,700.00	000100	1.1
	6,800.00	025400	6.6		2,500.00	000100	3.4
	7,000.00	000100	10.1	Wtd. Avg. Base & Total Tons	1,338.37		78.7
	7,008.00	024500	22.6				
	7,550.00	017800	8.5	Trousseau *	2,500.00	000100	2.0
	7,600.00	000100	26.5	Wtd. Avg. Base & Total Tons	2,500.00		2.0
	7,600.00	014000	6.0				
	8,000.00	000100	3.6	Valdiguie *	1,200.00	000100	168.5
	8,625.43	000100	12.9		1,950.00	000100	8.8
Wtd. Avg. Base & Total Tons	1,870.97		29,659.4		2,000.00	000100	20.1
					2,200.00	000100	7.9
Sagrantino	2,850.00	000100	1.7		2,750.00	000100	9.6
Wtd. Avg. Base & Total Tons	2,850.00		1.7		3,000.00	000100	2.9
					3,100.00	000100	3.2
Sangiovese *	1,250.00	000100	0.7		3,200.00	000100	4.4
	1,400.00	017000	3.2		3,200.00	013600	11.9
	1,500.00	000100	6.5	Wtd. Avg. Base & Total Tons	1,576.57		237.3
	2,000.00	000100	1.3				
	2,000.00	024500	0.3	Zinfandel	850.00	000100	1.8
	2,300.00	000100	2.4		1,000.00	000100	1.0
	2,450.00	000100	1.1		1,200.00	000100	4.5
	2,451.50	000100	2.5		1,400.00	024500	0.6
	2,500.00	000100	0.7		1,600.00	000100	13.2
	2,700.00	000100	1.5		1,750.00	000100	2.5
	2,900.00	000100	0.9		2,000.00	000100	3.0
Wtd. Avg. Base & Total Tons	1,945.91		21.1		2,225.00	000100	209.9
					2,500.00	000100	2.0
Syrah *	950.00	000100	108.0		2,609.00	000100	45.6
	1,000.00	000100	1.0				
	1,200.00	000100	18.6				

**TABLE 8: BASE PRICE PAID TO GROWERS FOR GRAPES CRUSHED AND DELIVERED TO CALIFORNIA PROCESSORS
FROM THE 2024 CROP WITH BRIX FACTORS AND PURCHASED TONNAGE, BY TYPE, VARIETY, REPORTING DISTRICT
WHERE GROWN, AND WEIGHTED AVERAGE BASE PRICE**

District, Type, and Variety	Base Price	Brix	Tons	District, Type, and Variety	Base Price	Brix	Tons
	Per Ton	Factors			Per Ton	Factors	
	Dollars	Code ¹			Dollars	Code ¹	
DISTRICT 7 (Cont'd)					1,125.00	000100	111.2
Zinfandel (Cont'd)	3,200.00	000100	16.4		1,233.32	000100	333.1
	3,300.00	000100	2.4		1,233.32	020800	183.0
Wtd. Avg. Base & Total Tons	2,283.47		302.9		1,250.00	000100	246.5
					1,300.00	000100	222.7
Other Red Wine ²	1,400.00	000100	15.6		1,330.00	000100	10.3
	1,750.00	000100	3.0		1,350.00	000100	68.4
	1,800.00	000100	90.0		1,350.00	024500	217.5
	2,217.00	016900	11.8		1,352.30	024500	92.1
	2,500.00	000100	0.9		1,400.00	000100	84.6
	3,250.00	000100	4.1		1,400.00	017200	71.0
	3,500.00	000100	3.3		1,411.40	000100	281.1
	3,600.00	000100	8.7		1,417.00	002300	158.7
	3,800.00	000100	3.1		1,425.00	000100	720.9
Wtd. Avg. Base & Total Tons	2,031.85		140.5		1,450.00	000100	189.6
					1,457.67	000100	1.7
					1,500.00	017600	1.9
DISTRICT 8					1,532.61	000100	95.5
Wine Grapes (White)					1,600.00	000100	222.5
Albarino *	950.00	000100	2.0		1,626.70	000100	30.1
	1,300.00	000100	6.6		1,677.06	000100	118.7
	1,500.00	000100	9.7		1,700.00	000100	46.1
	1,600.00	000100	13.1		1,700.00	020800	454.4
	1,750.00	000100	7.0		1,729.26	000100	59.8
	1,750.00	021000	2.0		1,737.94	000100	15.4
	1,997.43	000100	7.8		1,750.00	000100	57.6
	2,054.30	000100	12.5		1,800.00	000100	312.4
	2,100.00	000100	21.7		1,800.00	008000	6.2
	2,160.00	000100	4.0		1,813.20	000100	30.3
	2,200.00	000100	6.1		1,838.38	019500	358.2
	2,200.00	013400	3.0		1,850.00	019100	146.5
	2,250.00	000100	1.5		1,850.00	020800	67.3
	2,250.00	013600	2.0		1,872.72	019100	93.6
	2,297.06	000100	2.9		1,888.03	000100	2.2
	2,300.00	000100	37.6		1,889.61	000100	4.0
	2,400.00	000100	8.2		1,900.00	000100	37.6
	2,500.00	000100	6.1		1,900.00	020800	7.5
	2,500.00	011000	1.7		1,975.00	000100	133.7
	2,500.00	021200	1.2		1,985.60	019100	131.4
	2,537.28	000100	5.5		1,986.96	000100	52.4
	2,650.00	000100	11.0		2,000.00	000100	424.6
	2,700.00	009100	3.9		2,000.00	011100	5.3
	2,718.98	000100	2.8		2,000.00	017200	22.9
	2,734.83	000100	2.6		2,050.00	000100	4.5
	2,750.00	000100	1.0		2,050.00	014000	2.8
	2,800.00	000100	5.2		2,060.00	021000	18.2
	2,800.00	013800	1.1		2,100.00	000100	75.1
	3,000.00	000100	6.9		2,100.00	020800	16.4
	3,150.00	000100	1.2		2,148.00	000100	2.8
	3,150.00	015200	0.9		2,150.00	000100	58.0
	3,200.00	000100	1.7		2,197.96	000100	5.0
	3,500.00	000100	1.0		2,200.00	000100	100.6
	3,500.00	013600	3.3		2,200.00	013400	3.0
Wtd. Avg. Base & Total Tons	14,431.00	000100	4.3		2,200.00	017200	1.8
	2,482.22		209.1		2,200.00	021200	1.5
					2,210.00	000100	4.0
Arneis	2,277.03	021200	1.3		2,250.00	000100	35.7
	2,300.00	000100	6.4		2,297.44	000100	4.1
	2,500.00	000100	4.4		2,300.00	000100	343.5
Wtd. Avg. Base & Total Tons	2,370.26		12.1		2,346.10	000100	10.4
					2,364.87	000100	20.1
Assyrtiko ³	2,250.00	000100	1.4		2,400.00	000100	141.9
	2,500.00	000100	1.7		2,400.00	024500	575.9
Wtd. Avg. Base & Total Tons	2,387.10		3.1		2,450.00	000100	25.3
					2,450.00	015900	2.1
Chardonnay *	300.00	000100	221.1		2,497.10	000100	93.1
	350.00	000100	1,229.3		2,500.00	000100	36.7
	420.00	000100	958.3		2,500.00	008100	3.9
	500.00	017200	212.5		2,500.00	013100	2.9
	600.00	024500	574.2		2,500.00	017200	5.7
	700.00	024500	608.4		2,506.35	000100	21.8
	800.00	024500	307.2		2,551.39	000100	16.1
	950.00	000100	51.0		2,559.96	000100	4.0
	1,025.00	000100	209.3		2,600.00	000100	15.2
	1,100.00	000100	274.8		2,600.00	017400	33.7
	1,110.00	000100	76.5				

TABLE 8: BASE PRICE PAID TO GROWERS FOR GRAPES CRUSHED AND DELIVERED TO CALIFORNIA PROCESSORS FROM THE 2024 CROP WITH BRIX FACTORS AND PURCHASED TONNAGE, BY TYPE, VARIETY, REPORTING DISTRICT WHERE GROWN, AND WEIGHTED AVERAGE BASE PRICE

District, Type, and Variety	Base Price	Brix	Tons	District, Type, and Variety	Base Price	Brix	Tons
	Per Ton	Factors			Per Ton	Factors	
	Dollars	Code ¹			Dollars	Code ¹	
DISTRICT 8 (Cont'd)							
Chardonnay * (Cont'd)	2,600.00	019100	111.6		4,900.00	000100	28.1
	2,700.00	000100	34.1		4,935.00	000100	4.7
	2,700.00	017000	6.1		4,975.25	021500	3.1
	2,700.00	019100	52.7		5,000.00	000100	12.6
	2,750.00	000100	84.3		5,300.00	000100	8.1
	2,800.00	000100	15.0		5,365.00	000100	1.4
	2,800.00	017000	0.4		5,400.00	000100	1.4
	2,800.00	019100	67.7		5,500.00	000100	8.5
	2,880.32	000100	5.0		6,000.00	000100	3.3
	2,897.23	000100	4.0		6,513.94	025100	2.5
	2,900.00	000100	1.0		6,900.00	000100	3.0
	2,980.00	000100	15.8		7,250.00	000100	3.6
	3,000.00	000100	88.5		7,250.00	010900	0.7
	3,000.00	007800	1.0		7,250.01	011600	1.1
	3,000.00	009400	0.8		7,250.01	000100	2.5
	3,000.00	013100	1.0		7,700.00	020800	4.5
	3,000.00	013400	2.0		7,715.00	000100	4.6
	3,000.00	017200	3.3	Wtd. Avg. Base & Total Tons	14,431.00	000100	28.6
	3,000.00	021200	2.5		1,532.27		13,646.1
	3,008.25	000100	2.6	Chenin Blanc	450.00	000100	141.8
	3,050.00	000100	10.6		1,200.00	000100	48.2
	3,102.69	000100	1.1		1,400.00	000100	23.9
	3,171.00	000100	14.9		1,700.00	000100	3.3
	3,191.00	000100	21.0		1,800.00	000100	82.1
	3,200.00	000100	48.5		1,950.00	000100	46.9
	3,200.00	017400	4.0		2,000.00	000100	15.9
	3,200.00	024500	2.8		2,000.00	008100	8.7
	3,240.00	000100	1.4		2,400.00	000100	17.2
	3,260.00	000100	4.6		2,500.00	000100	31.7
	3,300.00	000100	5.5		2,600.00	000100	20.0
	3,300.00	019100	151.4		2,600.00	009670	2.9
	3,500.00	000100	11.2		2,646.00	024500	3.1
	3,500.00	013600	2.2		2,750.00	000100	1.3
	3,512.08	000100	4.2		2,800.00	017400	2.1
	3,577.00	000100	5.0		3,000.00	000100	5.2
	3,600.00	000100	31.1		3,500.00	000100	3.8
	3,600.00	011100	6.0		3,600.00	000100	7.6
	3,603.19	000100	3.0		3,614.00	000100	1.4
	3,714.00	000100	9.2		4,000.00	000100	2.6
	3,739.96	000100	11.2	Wtd. Avg. Base & Total Tons	1,529.92		469.7
	3,750.00	000100	9.5	Clairette Blanche	2,370.32	000100	15.5
	3,750.00	009400	1.0		2,500.00	000100	5.5
	3,800.00	000100	2.1		2,540.00	000100	1.0
	3,850.00	000100	5.7		2,750.00	000100	2.9
	3,900.00	000100	10.8		2,750.00	013600	1.6
	3,900.00	011300	1.3		3,000.00	000100	0.8
	3,900.00	017000	0.6		3,000.00	011300	1.1
	3,950.00	021000	5.0		3,500.00	000100	1.0
	3,975.00	000100	16.4		3,600.00	000100	2.5
	4,000.00	000100	61.2		4,651.00	000100	2.2
	4,000.00	015500	1.2		4,750.00	000100	1.7
	4,100.00	000100	5.5		5,000.00	000100	0.8
	4,100.00	015500	1.0		5,500.00	000100	0.8
	4,120.00	000100	6.4	Wtd. Avg. Base & Total Tons	2,949.52		37.4
	4,137.51	000100	16.4	Falaghina Greco	1,200.00	000100	0.5
	4,200.00	000100	4.2		3,000.00	000100	1.5
	4,240.00	000100	3.3		3,500.00	017000	1.2
	4,244.83	000100	5.3	Wtd. Avg. Base & Total Tons	2,906.25		3.2
	4,300.00	000100	17.6	Flora	14,330.00	000100	0.1
	4,300.00	009100	3.1	Wtd. Avg. Base & Total Tons	14,330.00		0.1
	4,345.00	000100	3.4	French Colombard	450.00	000100	133.3
	4,345.84	000100	6.3		1,200.00	000100	2.2
	4,346.00	000100	3.2	Wtd. Avg. Base & Total Tons	462.18		135.5
	4,350.00	000100	8.8	Gewurztraminer	2,200.00	000100	7.5
	4,400.00	000100	20.2		2,400.00	000100	0.8
	4,400.00	010900	4.0	Wtd. Avg. Base & Total Tons	2,219.28		8.3
	4,486.07	000100	2.1				
	4,500.00	000100	80.6				
	4,500.00	011100	4.5				
	4,540.00	000100	4.4				
	4,550.00	000100	2.2				
	4,700.00	000100	0.7				
	4,750.00	011600	0.9				
	4,800.00	000100	17.7				

**TABLE 8: BASE PRICE PAID TO GROWERS FOR GRAPES CRUSHED AND DELIVERED TO CALIFORNIA PROCESSORS
FROM THE 2024 CROP WITH BRIX FACTORS AND PURCHASED TONNAGE, BY TYPE, VARIETY, REPORTING DISTRICT
WHERE GROWN, AND WEIGHTED AVERAGE BASE PRICE**

District, Type, and Variety	Base Price	Brix	Tons	District, Type, and Variety	Base Price	Brix	Tons
	Per Ton	Factors			Per Ton	Factors	
	Dollars	Code ¹			Dollars	Code ¹	
DISTRICT 8 (Cont'd)					3,200.00	000100	2.9
Gray Riesling *	1,600.00	000100	25.0		3,300.00	000100	1.0
	2,000.00	000100	2.1		12,725.00	000100	0.1
Wtd. Avg. Base & Total Tons	1,631.00		27.1	Wtd. Avg. Base & Total Tons	1,481.83		139.1
Grenache Blanc *	1,000.00	000100	69.9	Marsanne	1,950.00	000100	15.7
	1,350.00	005350	24.2		2,440.00	000100	1.9
	1,500.00	000100	93.1		2,500.00	000100	4.7
	1,525.00	013100	66.2		2,700.00	009100	1.0
	1,600.00	000100	5.3		3,500.00	013600	35.0
	1,700.00	000100	1.6		3,800.00	000100	0.2
	1,800.00	000100	3.1		5,000.00	000100	1.1
	1,950.00	000100	8.7		11,825.23	021500	0.3
	2,000.00	000100	8.2	Wtd. Avg. Base & Total Tons	3,038.54		59.9
	2,318.26	000100	7.4	Melon	2,000.00	000100	0.4
	2,400.00	000100	3.0	Wtd. Avg. Base & Total Tons	2,000.00		0.4
	2,500.00	000100	32.1	Muscat Blanc *	605.00	000100	19.4
	2,500.00	013100	2.0		1,250.00	000100	1.0
	2,500.00	013400	0.5		1,695.16	000100	7.0
	2,600.00	000100	11.2		1,850.00	000100	30.3
	2,750.00	017800	3.5		2,000.00	000100	6.1
	2,800.00	000100	1.5	Wtd. Avg. Base & Total Tons	1,459.37		63.8
	2,800.00	021200	0.7	Muscat Orange	1,500.00	000100	10.9
	2,878.47	000100	5.2		1,550.00	000100	2.7
	3,000.00	000100	8.6		2,000.00	000100	3.2
	3,000.00	013600	1.1		2,200.00	000100	4.5
	3,150.00	000100	2.2	Wtd. Avg. Base & Total Tons	1,729.34		21.3
	3,191.00	000100	0.6	Picpoul Blanc	1,000.00	000100	3.5
	3,200.00	000100	1.9		1,225.00	007600	21.2
	3,200.00	009100	3.7		1,600.00	000100	5.5
	3,250.00	000100	6.1		1,950.00	000100	9.5
	3,300.00	021200	0.9		2,000.00	000100	4.0
	3,400.00	000100	10.0		2,300.00	000100	1.2
	3,500.00	000100	7.9		2,300.00	013600	1.7
	3,516.54	000100	6.4		2,400.00	000100	2.3
	3,846.00	000100	3.0		2,400.98	016800	2.2
	3,862.50	000100	0.7		2,500.00	000100	11.3
	4,000.00	000100	2.0		2,600.00	000100	3.8
	4,074.25	000100	23.7		2,800.00	000100	1.5
	4,500.00	000100	0.6		2,800.00	011000	2.0
	4,800.00	000100	1.2		2,800.00	013600	0.5
	5,000.00	000100	6.6		3,100.00	000100	3.1
	5,500.00	000100	8.5		3,100.00	015300	1.0
Wtd. Avg. Base & Total Tons	2,107.59		443.1		3,315.20	000100	1.0
Grenache Gris *	2,500.00	000100	4.8		3,486.71	000100	4.8
	2,878.48	000100	1.2		3,500.00	000100	3.0
Wtd. Avg. Base & Total Tons	2,575.70		6.0		4,000.00	000100	3.6
Gruener Veltliner	1,950.00	000100	5.2		4,500.00	000100	0.8
	2,000.00	011100	2.0		5,000.00	000100	2.9
	2,000.00	011600	0.9	Wtd. Avg. Base & Total Tons	2,293.79		90.4
	2,300.00	000100	39.8	Pinot Blanc	2,000.00	000100	0.7
	2,388.56	000100	7.2		2,500.00	017000	2.1
	2,400.00	000100	2.6		2,625.00	000100	7.7
	2,400.00	011000	1.8		3,700.00	000100	6.7
	2,400.00	017200	8.5	Wtd. Avg. Base & Total Tons	3,003.05		17.2
	2,500.00	011200	6.1	Pinot Gris *	400.00	008000	26.7
	2,650.00	011200	8.1		400.00	009400	119.9
	3,041.00	006840	2.4		400.00	011500	18.8
	3,193.00	000100	0.9		750.00	017000	33.1
	3,250.00	000100	1.8		780.00	000100	71.3
	3,250.00	006840	3.2		1,100.00	017000	666.1
	3,300.00	000100	1.2		1,200.00	000100	70.7
	3,850.00	016800	1.1		1,277.65	017000	290.2
	4,000.00	000100	10.6		1,500.00	017000	139.8
Wtd. Avg. Base & Total Tons	2,605.12		103.4		1,800.00	000100	10.5
Malvasia Bianca	800.00	000100	20.1		1,800.00	021000	7.5
	1,000.00	000100	46.8		1,878.27	000100	2.5
	1,600.00	000100	4.8		2,000.00	000100	16.9
	1,800.00	000100	46.3		2,075.80	000100	8.9
	2,200.00	000100	14.6				
	2,500.00	000100	1.3				
	2,500.00	017200	1.2				

**TABLE 8: BASE PRICE PAID TO GROWERS FOR GRAPES CRUSHED AND DELIVERED TO CALIFORNIA PROCESSORS
FROM THE 2024 CROP WITH BRIX FACTORS AND PURCHASED TONNAGE, BY TYPE, VARIETY, REPORTING DISTRICT
WHERE GROWN, AND WEIGHTED AVERAGE BASE PRICE**

District, Type, and Variety	Base Price	Brix	Tons	District, Type, and Variety	Base Price	Brix	Tons
	Per Ton	Factors			Per Ton	Factors	
	Dollars	Code ¹			Dollars	Code ¹	
DISTRICT 8 (Cont'd)					1,500.00	000100	156.2
Pinot Gris * (Cont'd)	2,100.00	000100	4.9		1,500.00	005600	0.5
	2,200.00	000100	9.2		1,500.00	013100	7.5
	2,226.72	000100	6.7		1,500.00	015700	47.4
	2,300.00	000100	3.6		1,519.44	000100	37.6
	2,300.00	017000	1.3		1,525.00	013100	44.8
	2,400.00	000100	0.3		1,550.00	000100	58.7
	2,500.00	000100	26.9		1,550.00	013100	113.3
	2,500.00	011100	0.9		1,550.00	020800	21.2
	2,500.00	017000	3.1		1,555.43	000100	2.2
	2,501.14	017200	2.1		1,600.00	000100	8.4
	2,600.00	000100	1.0		1,600.00	013100	12.1
	2,625.00	000100	29.0		1,600.06	000100	124.3
	2,900.00	000100	1.4		1,600.06	021200	2.9
	2,900.00	008100	1.1		1,600.10	000100	172.5
	3,000.00	000100	1.5		1,600.10	017000	16.5
	3,200.00	000100	4.5		1,650.00	000100	131.5
	3,400.00	000100	1.0		1,700.00	000100	257.5
	6,326.15	000100	3.7		1,700.00	017000	787.5
Wtd. Avg. Base & Total Tons	1,202.21		1,585.1		1,750.00	013100	80.2
					1,800.00	000100	151.2
Roussanne	1,500.00	000100	2.2		1,850.00	000100	14.3
	1,950.00	000100	9.3		1,900.00	000100	249.8
	2,194.43	000100	0.8		1,900.00	017000	91.1
	2,200.00	000100	1.3		1,900.00	017200	45.2
	2,334.00	000100	2.0		1,936.24	000100	40.5
	2,400.00	000100	2.0		1,950.00	000100	50.5
	2,500.00	000100	5.4		2,000.00	000100	105.1
	2,500.00	013600	1.9		2,000.00	017200	90.0
	2,700.00	009100	2.8		2,071.00	000100	10.3
	2,900.00	000100	0.8		2,100.00	000100	32.4
	3,000.00	000100	1.2		2,100.00	015700	102.1
	3,200.00	000100	0.7		2,163.00	017000	70.0
	3,348.00	000100	1.3		2,173.00	017000	92.1
	3,500.00	000100	7.8		2,185.45	015700	457.2
	3,568.01	000100	4.3		2,200.00	000100	31.9
	3,590.00	000100	5.6		2,200.00	017000	6.4
	3,750.00	000100	0.5		2,250.00	000100	26.8
	3,800.00	000100	0.2		2,250.00	015700	70.0
	4,000.00	000100	0.6		2,252.32	013600	158.1
	4,074.25	000100	1.8		2,257.13	000100	7.0
	4,347.00	000100	1.2		2,300.00	000100	21.6
	4,500.00	000100	6.5		2,300.00	017000	43.8
	5,128.63	000100	3.8		2,369.00	000100	6.8
	5,183.00	000100	4.7		2,400.00	000100	84.1
	5,243.89	000100	1.9		2,400.00	021600	0.5
	5,500.00	000100	2.7		2,400.00	030370	3.5
	6,000.00	000100	2.9		2,500.00	000100	110.3
	6,000.00	017000	1.4		2,500.00	008100	1.1
	6,000.00	017800	2.0		2,500.00	017000	1.0
	7,000.00	000100	1.2		2,600.00	000100	1.4
	7,760.44	000100	0.7		2,600.00	002100	4.0
	13,860.58	021500	0.3		2,650.00	000100	8.8
Wtd. Avg. Base & Total Tons	3,763.76		81.8		2,650.00	017000	2.0
					2,653.79	000100	2.1
Sauvignon Blanc *	370.00	000100	621.4		2,674.29	000100	10.5
	800.00	000100	15.1		2,675.00	000100	3.6
	800.00	021200	1.8		2,675.00	013400	4.1
	1,000.00	000100	454.9		2,700.00	000100	12.5
	1,000.00	013400	0.5		2,700.00	017200	3.1
	1,050.00	000100	208.9		2,750.00	000100	2.2
	1,100.00	000100	344.8		2,750.00	017800	4.6
	1,100.00	013400	11.0		2,800.00	000100	15.9
	1,125.00	000100	268.3		2,800.00	009500	3.1
	1,200.00	000100	342.8		2,800.00	017400	2.0
	1,200.00	011300	193.5		2,850.00	000100	9.4
	1,250.00	020800	90.4		2,850.00	009500	3.0
	1,300.00	000100	125.3		2,900.00	006840	6.5
	1,300.00	009300	388.8		3,000.00	000100	22.2
	1,300.00	013400	23.3		3,100.00	000100	2.5
	1,307.36	000100	165.3		3,200.00	000100	0.9
	1,400.00	000100	277.0		3,500.00	008100	2.5
	1,450.00	000100	62.7		3,870.00	000100	3.0
	1,450.00	013100	320.4		4,000.00	000100	2.2
	1,471.45	000100	27.3		4,040.07	000100	1.4

**TABLE 8: BASE PRICE PAID TO GROWERS FOR GRAPES CRUSHED AND DELIVERED TO CALIFORNIA PROCESSORS
FROM THE 2024 CROP WITH BRIX FACTORS AND PURCHASED TONNAGE, BY TYPE, VARIETY, REPORTING DISTRICT
WHERE GROWN, AND WEIGHTED AVERAGE BASE PRICE**

District, Type, and Variety	Base Price	Brix	Tons	District, Type, and Variety	Base Price	Brix	Tons
	Per Ton	Factors			Per Ton	Factors	
	Dollars	Code ¹			Dollars	Code ¹	
DISTRICT 8 (Cont'd)					2,100.00	000100	1.0
Sauvignon Blanc * (Cont'd)	4,122.29	000100	1.4		2,100.00	013600	1.5
	4,372.20	000100	2.4		2,200.00	000100	7.5
	4,865.55	000100	2.0		2,200.00	013600	1.8
	5,086.78	000100	3.3		2,200.00	027800	1.5
	5,200.00	000100	5.1		2,250.00	000100	0.6
	5,365.00	000100	12.4		2,300.00	000100	1.0
	5,500.00	000100	9.3		2,349.47	000100	0.1
	5,722.36	000100	1.2		2,366.56	000100	3.2
	7,202.69	000100	2.0		2,376.18	017400	2.3
	14,431.00	000100	8.4		2,500.00	000100	15.3
Wtd. Avg. Base & Total Tons	1,548.97		8,382.0		2,500.00	027800	1.5
					2,522.00	000100	0.8
Semillon	1,600.00	000100	8.2		2,575.00	000100	3.4
	1,750.00	000100	11.7		2,600.00	000100	2.7
	2,500.00	000100	1.1		2,700.00	009100	1.1
	2,500.00	011000	3.3		2,749.91	000100	4.0
Wtd. Avg. Base & Total Tons	1,835.19		24.3		2,750.00	000100	6.2
					2,800.00	000100	2.8
St. Emilion *	2,700.00	000100	2.3		2,950.00	000100	2.7
	4,000.00	000100	1.9		2,970.00	013100	23.0
Wtd. Avg. Base & Total Tons	3,288.10		4.2		3,000.00	000100	10.3
					3,000.00	025100	1.5
Tocai Friulano	1,700.00	000100	6.5		3,100.00	000100	1.1
Wtd. Avg. Base & Total Tons	1,700.00		6.5		3,200.00	000100	1.4
					3,250.00	000100	0.4
Verdejo	1,400.00	000100	3.9		3,500.00	000100	19.9
	2,000.00	011100	0.3		3,800.00	000100	2.6
Wtd. Avg. Base & Total Tons	1,442.86		4.2		3,811.00	000100	2.1
					4,000.00	000100	1.0
Verdelho	1,400.00	000100	2.8		4,000.00	011600	1.0
	2,800.00	021200	1.3		4,273.00	000100	1.8
Wtd. Avg. Base & Total Tons	1,843.90		4.1		4,755.94	000100	1.6
					5,000.00	000100	1.3
Vermentino *	950.00	000100	2.3		5,500.00	000100	9.9
	1,300.00	005600	1.8		5,500.00	021200	1.6
	1,500.00	000100	8.1		5,603.11	000100	0.1
	1,800.00	000100	33.8		6,267.52	000100	1.6
	2,000.00	011000	1.4		6,300.00	000100	0.1
	2,173.18	021200	1.4		6,518.78	000100	0.3
	2,200.00	000100	0.6		7,000.00	017000	0.9
	2,200.00	013400	0.9		9,100.00	000100	0.1
	2,250.00	000100	4.9		16,280.94	000100	0.2
	2,500.00	000100	3.0	Wtd. Avg. Base & Total Tons	2,445.33		283.2
	2,516.00	000100	3.0				
	2,652.00	000100	1.9	White Riesling *	450.00	000100	94.6
	2,750.00	000100	1.0		1,200.00	000100	111.3
	2,800.00	000100	3.1		1,300.00	017000	66.6
	2,888.00	000100	2.9		1,584.53	000100	36.4
	3,300.00	000100	2.0		1,700.00	000100	4.2
	4,000.00	000100	5.9		1,900.00	000100	1.5
	4,000.00	013400	1.0		1,900.00	011100	11.0
	4,544.24	000100	2.4		2,000.00	000100	3.7
	4,677.61	000100	3.2		2,000.00	017400	2.5
Wtd. Avg. Base & Total Tons	2,336.28		84.6		2,012.44	000100	1.8
					2,100.00	000100	17.1
Viognier	950.00	000100	6.3		2,200.00	000100	1.0
	1,000.00	000100	6.9		2,450.00	000100	2.5
	1,100.00	000100	21.9		2,500.00	013100	0.5
	1,400.00	000100	3.1		2,595.25	000100	6.6
	1,500.00	000100	1.2		2,623.00	000100	5.0
	1,500.00	017800	3.2		2,623.00	029300	1.2
	1,500.00	025300	0.3		2,900.00	000100	1.7
	1,600.00	000100	25.1		3,150.00	009500	0.8
	1,600.65	000100	2.5		3,300.00	000100	7.5
	1,625.00	000100	8.2	Wtd. Avg. Base & Total Tons	1,267.22		377.5
	1,800.00	000100	1.1				
	1,800.00	017600	0.7	Other White Wine ²	1,600.00	000100	6.0
	1,900.00	000100	13.3		2,000.00	000100	24.5
	1,950.00	000100	12.1		2,407.44	000100	0.3
	1,986.71	000100	6.0		2,500.00	000100	5.5
	1,986.71	021200	2.5		3,000.00	000100	1.1
	2,000.00	000100	18.6		3,250.00	000100	1.1
	2,000.00	011100	1.0				
	2,000.00	013600	4.4				

**TABLE 8: BASE PRICE PAID TO GROWERS FOR GRAPES CRUSHED AND DELIVERED TO CALIFORNIA PROCESSORS
FROM THE 2024 CROP WITH BRIX FACTORS AND PURCHASED TONNAGE, BY TYPE, VARIETY, REPORTING DISTRICT
WHERE GROWN, AND WEIGHTED AVERAGE BASE PRICE**

District, Type, and Variety	Base Price	Brix	Tons	District, Type, and Variety	Base Price	Brix	Tons
	Per Ton	Factors			Per Ton	Factors	
	Dollars	Code ¹			Dollars	Code ¹	
DISTRICT 8 (Cont'd)					2,925.00	000100	3.3
Other White Wine ² (Cont'd)	3,940.00	000100	2.0		2,940.00	000100	1.6
	4,500.00	000100	1.2		2,950.00	000100	8.9
Wtd. Avg. Base & Total Tons	2,235.67		41.7		3,000.00	000100	13.0
Wine Grapes (Red)					3,000.00	013600	0.7
Aglianico	1,484.22	013600	6.5		3,000.00	017400	1.4
	1,750.00	000100	1.2		3,090.00	000100	2.1
	1,950.00	000100	2.8		3,125.00	025100	2.9
Wtd. Avg. Base & Total Tons	1,638.80		10.5		3,144.96	000100	2.0
					3,175.00	000100	10.6
Alicante Bouschet *	1,800.00	000100	4.6		3,200.00	000100	0.9
	1,900.00	024500	2.1		3,250.00	000100	8.0
	2,000.00	000100	0.3		3,250.00	026800	6.3
	2,600.00	000100	0.5		3,300.00	000100	38.2
	3,000.00	000100	4.7		3,300.00	006840	1.4
Wtd. Avg. Base & Total Tons	2,317.21		12.2		3,400.00	000100	2.3
					3,500.00	000100	7.3
					3,500.00	021200	1.5
Barbera	1,250.00	000100	35.1		3,600.00	000100	38.7
	1,400.00	000100	2.1		3,600.00	011600	2.0
	1,500.00	017800	2.2		3,750.00	000100	1.2
	1,700.00	000100	20.2		3,750.00	006840	1.9
	1,800.00	000100	6.6		3,800.00	000100	18.2
	1,870.00	000100	15.8		4,000.00	000100	21.5
	2,125.14	000100	12.7		4,000.00	025100	9.3
	2,331.00	000100	0.4		4,200.00	000100	18.6
	2,400.00	000100	2.9		4,350.00	000100	8.6
	2,500.00	000100	11.0		4,400.00	000100	8.3
	2,500.00	024500	10.0		4,500.00	000100	3.7
	2,700.00	000100	4.2		4,600.00	000100	8.1
	2,700.00	021000	2.7		4,635.00	000100	1.8
	2,700.00	021200	1.7		5,000.00	000100	8.3
	3,000.00	000100	16.9		5,050.00	000100	1.6
	3,000.00	022900	1.1		5,058.00	024500	48.5
	3,090.00	000100	1.0		5,300.00	000100	0.6
	3,700.00	000100	1.0		5,500.00	000100	6.0
	4,000.00	000100	2.3		5,866.73	000100	12.6
Wtd. Avg. Base & Total Tons	2,044.51		149.9		7,000.00	000100	0.6
					7,150.00	000100	1.4
Blaufraenkisch *	2,000.00	000100	1.1		7,500.00	000100	14.2
	2,250.00	000100	2.4		9,000.00	000100	1.7
Wtd. Avg. Base & Total Tons	2,171.43		3.5		12,725.00	000100	3.9
				Wtd. Avg. Base & Total Tons	2,487.71		1,268.5
Cabernet Franc	940.00	000100	81.5	Cabernet Sauvignon	300.00	028000	226.1
	1,000.00	000100	5.1		305.75	000100	47.0
	1,190.00	000100	29.1		425.00	024800	388.2
	1,250.00	000100	230.6		450.00	000100	200.5
	1,450.00	000100	4.5		600.00	000100	408.9
	1,500.00	000100	39.9		700.00	000100	63.1
	1,600.00	000100	18.0		750.00	000100	81.0
	1,750.00	000100	38.3		800.00	000100	1,333.5
	1,800.00	000100	58.8		800.00	024800	165.4
	1,950.00	000100	58.2		825.00	000100	78.5
	2,000.00	000100	48.9		850.00	000100	165.3
	2,000.00	024800	4.6		880.00	000100	2,827.6
	2,100.00	024500	3.5		900.00	000100	472.9
	2,200.00	000100	51.6		906.00	000100	153.2
	2,250.00	000100	5.8		960.00	000100	401.8
	2,300.00	017800	3.0		1,000.00	000100	1,664.9
	2,400.00	000100	23.1		1,000.00	017200	20.0
	2,449.01	000100	3.5		1,200.00	000100	773.9
	2,500.00	000100	110.5		1,250.00	002600	22.2
	2,500.00	027600	0.4		1,287.50	000100	208.9
	2,500.00	029125	7.6		1,300.00	000100	46.7
	2,600.00	000100	0.9		1,300.00	024500	183.3
	2,659.21	021200	0.8		1,350.00	027800	11.8
	2,665.00	000100	5.3		1,375.00	000100	43.7
	2,700.00	000100	0.4		1,400.00	000100	458.2
	2,750.00	000100	30.6		1,400.00	024500	119.9
	2,800.00	000100	14.6		1,400.00	025100	217.4
	2,800.00	006840	1.2		1,450.00	000100	815.5
	2,800.00	021600	0.5		1,500.00	000100	1,698.9
	2,818.40	026800	18.2		1,500.00	017600	1.8
	2,850.00	000100	12.5		1,500.00	018000	9.8
	2,900.00	000100	3.3				

TABLE 8: BASE PRICE PAID TO GROWERS FOR GRAPES CRUSHED AND DELIVERED TO CALIFORNIA PROCESSORS FROM THE 2024 CROP WITH BRIX FACTORS AND PURCHASED TONNAGE, BY TYPE, VARIETY, REPORTING DISTRICT WHERE GROWN, AND WEIGHTED AVERAGE BASE PRICE

District, Type, and Variety	Base Price	Brix	Tons	District, Type, and Variety	Base Price	Brix	Tons
	Per Ton	Factors			Per Ton	Factors	
	Dollars	Code ¹			Dollars	Code ¹	
DISTRICT 8 (Cont'd)					2,000.00	025300	1.3
Cabernet Sauvignon (Cont'd)	1,500.00	023100	494.1		2,025.00	000100	122.0
	1,500.00	024500	69.8		2,050.00	024500	739.6
	1,500.00	024800	66.8		2,050.00	024800	182.8
	1,500.00	025100	353.0		2,081.63	025100	42.5
	1,500.00	027100	41.6		2,100.00	000100	211.1
	1,500.00	027800	265.5		2,100.00	021200	2.9
	1,521.74	024800	167.1		2,100.00	024500	126.2
	1,525.00	000100	137.6		2,100.00	027100	46.5
	1,525.00	024800	268.0		2,150.00	000100	809.9
	1,535.00	000100	33.8		2,150.00	024500	43.4
	1,545.00	000100	116.0		2,189.61	000100	55.7
	1,546.00	000100	1.4		2,200.00	000100	502.1
	1,550.00	000100	222.4		2,200.00	024500	478.5
	1,600.00	000100	1,539.8		2,200.00	024800	26.5
	1,600.00	027800	143.9		2,225.00	000100	34.2
	1,626.15	000100	306.1		2,236.00	000100	58.3
	1,638.00	000100	457.0		2,250.00	000100	72.4
	1,640.00	000100	640.0		2,250.00	024500	125.1
	1,642.92	000100	125.0		2,261.47	000100	102.3
	1,648.00	000100	98.9		2,285.11	000100	198.5
	1,648.00	024800	87.2		2,300.00	000100	1,008.8
	1,650.00	000100	1,228.8		2,300.00	021600	1.0
	1,650.00	024500	41.8		2,300.00	024500	199.0
	1,660.00	000100	183.6		2,300.00	024800	57.8
	1,691.47	000100	457.7		2,300.00	025100	43.6
	1,700.00	000100	1,773.3		2,340.90	000100	85.8
	1,700.00	001900	39.7		2,350.00	000100	43.9
	1,700.00	024800	140.7		2,350.00	024500	43.4
	1,730.00	000100	139.9		2,400.00	000100	390.5
	1,732.00	000100	67.0		2,400.00	024500	15.7
	1,750.00	000100	871.1		2,442.00	000100	35.6
	1,750.00	024800	26.3		2,500.00	000100	576.9
	1,752.00	027800	463.7		2,500.00	020800	54.3
	1,755.26	000100	432.1		2,500.00	024500	1.0
	1,755.26	021200	1.4		2,500.00	025100	69.0
	1,758.85	000100	63.0		2,500.00	025400	2.2
	1,760.00	000100	38.3		2,517.00	002600	8.2
	1,785.00	000100	22.7		2,520.00	024500	381.7
	1,794.50	027600	307.7		2,560.00	000100	26.4
	1,800.00	000100	1,385.9		2,575.00	000100	13.6
	1,800.00	001900	45.6		2,600.00	000100	3.2
	1,800.00	024800	111.9		2,650.00	000100	14.6
	1,800.00	025100	109.1		2,652.25	000100	10.9
	1,800.00	026800	116.9		2,693.57	000100	1.6
	1,800.00	027600	0.8		2,700.00	000100	22.3
	1,804.00	024800	137.1		2,700.00	024500	17.9
	1,810.00	000100	15.6		2,702.00	000100	44.4
	1,811.77	000100	105.5		2,729.50	024800	59.6
	1,815.00	000100	71.6		2,731.82	025100	101.3
	1,824.01	026800	67.9		2,750.00	000100	282.9
	1,840.00	000100	95.7		2,800.00	000100	93.0
	1,850.00	000100	214.4		2,800.00	024500	23.3
	1,854.00	000100	442.2		2,800.00	024800	54.7
	1,860.00	000100	152.5		2,800.00	025400	4.1
	1,870.00	000100	70.9		2,800.00	027100	17.6
	1,874.01	026800	1.6		2,850.00	000100	13.3
	1,890.00	000100	232.1		2,918.00	000100	74.3
	1,899.97	000100	219.9		2,950.00	000100	13.7
	1,900.00	000100	104.2		3,000.00	000100	104.9
	1,900.00	021000	1.0		3,000.00	008100	5.1
	1,900.99	000100	108.5		3,000.00	011100	0.5
	1,905.57	000100	98.6		3,000.00	011600	0.4
	1,925.00	000100	4.7		3,000.00	021000	6.7
	1,950.00	000100	143.4		3,000.00	024500	2.3
	1,950.00	020800	1.6		3,050.00	000100	54.8
	1,950.00	024500	122.5		3,090.00	000100	100.9
	1,955.26	000100	22.6		3,100.00	000100	132.1
	1,963.00	000100	118.4		3,175.00	000100	69.7
	1,970.00	024500	106.5		3,183.00	000100	43.1
	1,983.29	000100	250.5		3,200.00	000100	17.7
	2,000.00	000100	3,730.8		3,200.00	013600	2.3
	2,000.00	024500	90.4		3,250.00	000100	71.1
	2,000.00	024800	2.0		3,250.00	026800	32.0
	2,000.00	025100	2.1		3,300.00	000100	55.1

TABLE 8: BASE PRICE PAID TO GROWERS FOR GRAPES CRUSHED AND DELIVERED TO CALIFORNIA PROCESSORS FROM THE 2024 CROP WITH BRIX FACTORS AND PURCHASED TONNAGE, BY TYPE, VARIETY, REPORTING DISTRICT WHERE GROWN, AND WEIGHTED AVERAGE BASE PRICE

District, Type, and Variety	Base Price	Brix	Tons	District, Type, and Variety	Base Price	Brix	Tons
	Per Ton	Factors			Per Ton	Factors	
	Dollars	Code ¹			Dollars	Code ¹	
DISTRICT 8 (Cont'd)							
Cabernet Sauvignon (Cont'd)							
	3,300.00	024800	44.7		7,500.00	011600	1.0
	3,348.00	000100	45.4		7,500.00	027800	3.8
	3,400.00	000100	13.2		8,000.00	000100	3.2
	3,401.80	000100	1.9		8,500.00	000100	20.2
	3,477.82	000100	30.0		12,725.00	000100	46.9
	3,500.00	000100	216.2	Wtd. Avg. Base & Total Tons	1,787.71		44,368.1
	3,500.00	017800	5.6				
	3,500.00	021200	0.5	Carignane	1,698.40	000100	58.0
	3,600.00	000100	41.8		1,800.00	000100	42.5
	3,600.00	025100	3.2		2,000.00	000100	2.7
	3,600.00	029125	17.4		2,250.00	019000	2.6
	3,602.87	000100	16.3		2,300.00	000100	1.6
	3,700.00	000100	110.8		2,350.00	000100	1.4
	3,700.00	020900	4.8		2,600.00	000100	0.8
	3,767.12	000100	2.9		2,652.00	000100	3.2
	3,779.19	000100	1.5		2,700.00	000100	2.4
	3,789.00	024500	57.8		2,763.75	000100	9.2
	3,800.00	000100	0.9		2,800.00	000100	2.6
	4,000.00	000100	206.9		3,000.00	000100	4.2
	4,000.00	024800	9.0		3,100.00	000100	1.3
	4,000.00	025100	37.4		3,115.00	000100	3.2
	4,000.00	026800	10.2		3,300.00	000100	1.3
	4,100.00	000100	25.4		3,500.00	000100	2.0
	4,120.00	000100	6.8		3,562.00	000100	7.1
	4,200.00	000100	37.4		4,000.00	000100	2.3
	4,250.00	000100	5.8		4,350.00	000100	2.7
	4,250.00	011600	4.1		5,000.00	000100	1.7
	4,300.00	000100	12.0		6,000.00	000100	1.0
	4,304.56	000100	98.1		7,000.00	000100	3.0
	4,325.00	000100	1.4	Wtd. Avg. Base & Total Tons	9,100.00	000100	1.8
	4,350.00	000100	166.8		2,389.55		158.6
	4,356.64	024800	27.5	Carmenere	1,750.00	000100	10.7
	4,400.00	000100	40.5		2,940.00	000100	0.2
	4,445.96	000100	10.9		3,000.00	000100	4.5
	4,475.00	000100	6.2		12,725.00	000100	0.2
	4,496.00	024500	19.2	Wtd. Avg. Base & Total Tons	2,266.54		15.6
	4,500.00	000100	72.3				
	4,500.00	025300	1.4	Charbono	1,800.00	000100	15.8
	4,600.00	000100	11.5		2,000.00	024800	3.8
	4,614.50	000100	1.7		3,000.00	000100	1.7
	4,645.52	000100	8.8	Wtd. Avg. Base & Total Tons	1,931.46		21.3
	4,650.00	000100	16.8				
	4,692.40	000100	94.4	Cinsaut *	250.00	011300	1.8
	4,700.00	000100	13.2		1,200.00	000100	91.3
	4,725.00	000100	10.2		1,500.00	000100	20.0
	4,750.00	000100	5.6		1,500.00	001400	5.3
	4,750.00	024800	0.8		1,500.00	001800	2.2
	4,775.00	000100	12.8		1,500.00	002200	5.2
	4,775.00	024800	38.6		1,607.87	000100	6.0
	4,800.00	000100	10.4		1,800.00	000100	27.1
	4,800.00	026900	5.2		1,950.00	000100	15.1
	4,918.00	000100	14.3		2,165.35	000100	5.1
	5,000.00	000100	60.7		2,175.00	017200	9.1
	5,058.00	024500	88.5		2,200.00	000100	1.6
	5,100.00	000100	2.2		2,332.06	000100	1.9
	5,100.00	024800	12.2		2,396.18	000100	1.7
	5,500.00	000100	24.7		2,600.00	000100	1.0
	5,500.00	025100	1.2		2,750.00	000100	2.0
	5,500.00	025400	1.8		2,758.00	000100	2.3
	5,600.00	000100	3.1		2,800.00	000100	3.2
	5,850.00	000100	5.2		2,900.00	021000	6.6
	6,000.00	000100	12.7		3,548.06	000100	2.9
	6,000.00	025400	3.0		3,750.00	000100	2.9
	6,250.00	025100	7.0		4,000.00	000100	1.2
	6,450.00	000100	4.1		4,500.00	000100	1.1
	6,500.00	000100	3.7		5,000.00	000100	4.4
	6,500.00	015800	1.3	Wtd. Avg. Base & Total Tons	1,743.21		221.0
	6,500.00	025100	5.7				
	6,500.00	028100	2.2	Counoise	1,500.00	000100	2.0
	7,000.00	000100	5.3		1,950.00	000100	15.2
	7,150.00	000100	19.0		2,600.00	000100	1.7
	7,263.00	000100	2.8		2,674.96	000100	3.5
	7,370.00	000100	1.0		2,700.00	000100	1.2
	7,500.00	000100	26.8		2,780.75	000100	4.6

**TABLE 8: BASE PRICE PAID TO GROWERS FOR GRAPES CRUSHED AND DELIVERED TO CALIFORNIA PROCESSORS
FROM THE 2024 CROP WITH BRIX FACTORS AND PURCHASED TONNAGE, BY TYPE, VARIETY, REPORTING DISTRICT
WHERE GROWN, AND WEIGHTED AVERAGE BASE PRICE**

District, Type, and Variety	Base Price	Brix	Tons	District, Type, and Variety	Base Price	Brix	Tons
	Per Ton	Factors			Per Ton	Factors	
	Dollars	Code ¹			Dollars	Code ¹	
DISTRICT 8 (Cont'd)					1,100.00	000100	1.2
Counoise (Cont'd)	2,800.00	021800	0.6		1,125.00	000100	206.1
	3,000.00	000100	3.9		1,200.00	000100	10.6
	3,100.00	013600	1.0		1,200.00	010900	31.2
	3,200.00	000100	1.4		1,236.00	000100	50.9
	3,751.00	000100	1.7		1,400.00	000100	259.2
	4,386.70	000100	1.8		1,500.00	000100	15.0
	4,500.00	000100	1.5		1,500.00	006500	0.6
	5,000.00	000100	5.7		1,500.00	013400	2.5
Wtd. Avg. Base & Total Tons	2,902.55		45.8		1,500.00	018000	2.2
					1,600.00	000100	24.3
Dolcetto	1,239.98	013600	1.1		1,600.00	024800	4.0
	2,700.00	000100	13.1		1,600.06	000100	158.0
	4,350.00	000100	3.9		1,650.00	000100	21.1
Wtd. Avg. Base & Total Tons	2,966.79		18.1		1,695.00	000100	6.0
					1,700.00	000100	74.5
Dornfelder	3,600.00	000100	2.7		1,700.00	010700	0.8
Wtd. Avg. Base & Total Tons	3,600.00		2.7		1,750.00	000100	0.8
					1,770.97	000100	132.0
Durif	9,100.00	000100	0.1		1,800.00	000100	10.8
Wtd. Avg. Base & Total Tons	9,100.00		0.1		1,800.00	025100	2.2
					1,800.06	022800	12.1
Freisa	2,700.00	000100	2.2		1,850.00	000100	1.1
Wtd. Avg. Base & Total Tons	2,700.00		2.2		1,900.00	000100	30.8
					1,950.00	000100	21.6
Gamay Noir Au Jus Blanc	3,500.00	013600	1.0		2,000.00	000100	42.9
Wtd. Avg. Base & Total Tons	3,500.00		1.0		2,000.00	013800	1.2
					2,000.00	017200	23.4
Graciano	1,200.00	025100	24.1		2,000.00	022800	4.2
	1,500.00	025100	1.9		2,002.56	000100	3.1
	1,850.00	000100	22.5		2,060.00	000100	5.8
	2,000.00	000100	3.9		2,100.00	000100	9.2
	2,200.00	017800	2.4		2,160.00	000100	1.0
	2,500.00	000100	1.8		2,174.19	000100	3.1
	2,548.17	000100	4.4		2,197.73	000100	6.3
	2,600.00	000100	0.5		2,200.00	000100	11.9
	2,750.00	025450	2.0		2,200.00	009500	2.0
	2,865.00	000100	1.1		2,200.00	011300	1.1
	3,000.00	000100	7.3		2,200.00	013400	1.6
	3,000.00	021000	1.0		2,250.00	000100	5.4
	3,150.00	000100	1.4		2,250.00	015500	2.2
	3,300.00	000100	3.3		2,250.21	000100	7.5
	3,393.85	021200	1.0		2,267.76	024800	4.4
	3,400.00	000100	3.0		2,300.00	000100	42.2
	3,500.00	000100	1.1		2,300.00	017800	8.7
	3,600.00	000100	4.4		2,326.61	000100	5.1
	3,700.00	000100	4.3		2,400.00	000100	9.9
	3,784.00	000100	1.9		2,400.00	016800	1.5
	3,800.00	000100	2.9		2,500.00	000100	58.8
	4,000.00	000100	1.0		2,500.00	013400	3.7
	4,000.00	025100	2.2		2,500.00	024800	9.1
	4,000.00	025300	1.0		2,500.00	025100	4.5
	4,350.00	000100	1.4		2,558.40	000100	1.4
	5,000.00	000100	3.2		2,600.00	000100	7.7
	6,450.00	000100	1.6		2,673.47	000100	5.1
	6,500.00	000100	1.0		2,700.00	000100	12.0
	7,000.00	000100	3.3		2,700.00	006300	1.5
	8,000.00	000100	1.1		2,750.00	000100	2.5
	8,500.00	000100	1.0		2,750.00	008100	2.1
	9,100.00	000100	8.6		2,799.56	000100	3.1
	9,400.00	000100	4.4		2,800.00	000100	14.2
	9,600.00	000100	0.4		2,800.00	024800	2.9
Wtd. Avg. Base & Total Tons	3,475.57		126.4		2,800.00	025400	3.3
					2,812.76	000100	15.5
Grenache *	150.00	000100	0.8		2,830.49	000100	18.8
	450.00	000100	69.9		2,850.00	000100	1.8
	500.00	000100	2.6		2,878.47	000100	4.8
	558.00	000100	1.9		2,940.00	000100	0.5
	600.00	026800	19.5		3,000.00	000100	52.5
	700.00	000100	103.3		3,000.00	011100	0.5
	750.00	000100	1.7		3,000.00	021200	0.6
	800.00	000100	120.2		3,100.00	022800	5.0
	900.00	000100	71.4		3,200.00	000100	4.8
	1,000.00	000100	88.4		3,200.00	017400	7.1
	1,000.00	024500	2.5		3,200.00	024500	2.6

TABLE 8: BASE PRICE PAID TO GROWERS FOR GRAPES CRUSHED AND DELIVERED TO CALIFORNIA PROCESSORS FROM THE 2024 CROP WITH BRIX FACTORS AND PURCHASED TONNAGE, BY TYPE, VARIETY, REPORTING DISTRICT WHERE GROWN, AND WEIGHTED AVERAGE BASE PRICE

District, Type, and Variety	Base Price	Brix	Tons	District, Type, and Variety	Base Price	Brix	Tons
	Per Ton	Factors			Per Ton	Factors	
	Dollars	Code ¹			Dollars	Code ¹	
DISTRICT 8 (Cont'd)							
Grenache * (Cont'd)	3,200.00	027800	0.9		7,000.00	028100	3.7
	3,240.00	000100	12.3		7,153.95	000100	11.6
	3,250.00	000100	9.6		7,243.07	000100	1.8
	3,255.00	000100	10.7		7,500.00	017400	1.4
	3,300.00	000100	7.4		7,700.00	000100	6.5
	3,300.00	029125	5.9		8,000.00	000100	11.0
	3,348.00	000100	8.6		8,000.00	025400	2.0
	3,350.00	000100	31.7		9,000.00	000100	0.8
	3,400.00	000100	2.8		9,100.00	000100	16.6
	3,500.00	000100	73.4		9,100.00	025100	1.1
	3,500.00	013400	1.5		9,400.00	000100	3.2
	3,500.00	013600	1.1		9,516.62	025100	1.5
	3,500.00	024800	2.9		9,600.00	000100	1.4
	3,500.00	026800	2.0		14,431.00	000100	7.6
	3,503.30	000100	2.7		16,000.00	000100	1.0
	3,600.00	000100	7.8	Wtd. Avg. Base & Total Tons	2,298.08		2,591.0
	3,600.00	011100	1.5	Lagrein	1,400.00	000100	23.1
	3,700.00	000100	1.8		1,800.00	000100	49.8
	3,750.00	000100	4.0		1,899.97	000100	21.7
	3,800.00	000100	5.9		1,966.93	000100	49.4
	3,800.00	009500	2.9		2,204.00	000100	3.3
	3,800.00	013400	2.7		2,400.00	000100	1.1
	3,825.00	000100	5.4		2,425.97	000100	37.7
	3,825.00	025100	1.5		2,600.00	000100	2.0
	3,870.00	000100	1.8		3,118.00	024500	10.3
	3,875.00	011300	1.3	Wtd. Avg. Base & Total Tons	2,011.41		198.4
	3,975.00	000100	10.8	Malbec	800.00	000100	8.0
	4,000.00	000100	25.2		1,000.00	000100	9.5
	4,000.00	011600	0.8		1,250.00	000100	1.5
	4,000.00	021000	0.5		1,300.00	000100	46.1
	4,000.00	026500	8.4		1,575.00	000100	47.2
	4,000.00	027600	3.5		1,600.00	000100	7.6
	4,027.74	000100	3.1		1,640.00	000100	65.0
	4,100.00	000100	5.9		1,650.00	000100	10.5
	4,100.00	024500	8.0		1,700.00	000100	3.3
	4,200.00	000100	3.2		1,700.00	026800	5.7
	4,248.07	000100	1.1		1,704.00	000100	0.5
	4,250.00	000100	4.9		1,732.00	000100	21.5
	4,300.00	000100	3.6		1,750.00	000100	14.3
	4,350.00	000100	0.9		1,800.00	000100	41.1
	4,400.00	000100	3.3		1,800.00	024800	22.4
	4,424.00	000100	1.0		1,850.00	000100	2.0
	4,500.00	000100	51.6		1,900.00	000100	4.1
	4,519.24	000100	3.3		1,900.00	017800	2.0
	4,529.50	000100	3.4		1,950.00	000100	1.8
	4,549.28	000100	3.0		2,000.00	000100	41.7
	4,550.00	000100	2.3		2,006.28	000100	45.0
	4,560.00	000100	3.0		2,006.28	021200	0.6
	4,635.00	000100	4.7		2,100.00	000100	74.9
	4,650.00	011600	0.7		2,200.00	024800	27.6
	4,714.56	000100	1.9		2,285.11	000100	68.4
	4,750.00	024800	2.8		2,300.00	025100	22.4
	4,800.00	000100	6.3		2,400.00	000100	6.2
	5,000.00	000100	20.0		2,400.00	021600	0.5
	5,000.00	025300	3.9		2,419.00	024500	8.8
	5,000.00	027600	1.0		2,500.00	000100	101.0
	5,000.00	028100	1.4		2,500.00	021200	0.7
	5,002.00	000100	2.3		2,500.00	024500	1.0
	5,021.90	000100	2.4		2,500.00	026800	0.9
	5,058.00	024500	3.5		2,567.91	025100	53.1
	5,200.00	000100	3.7		2,800.00	000100	5.9
	5,250.00	000100	4.1		3,000.00	000100	15.9
	5,288.79	000100	2.1		3,090.00	000100	3.0
	5,500.00	000100	7.7		3,150.00	000100	1.3
	5,500.00	025100	2.0		3,200.00	000100	54.5
	6,000.00	000100	16.0		3,250.00	026800	2.0
	6,000.00	021200	11.0		3,300.00	000100	3.1
	6,039.69	000100	1.2		3,348.00	000100	7.9
	6,086.00	000100	2.0		3,400.00	000100	2.0
	6,250.00	000100	1.9		3,500.00	000100	16.7
	6,500.00	000100	1.0		3,600.00	000100	1.5
	6,783.62	000100	2.5		4,000.00	000100	5.2
	7,000.00	000100	38.2		4,304.56	000100	9.3
	7,000.00	025100	2.7				

**TABLE 8: BASE PRICE PAID TO GROWERS FOR GRAPES CRUSHED AND DELIVERED TO CALIFORNIA PROCESSORS
FROM THE 2024 CROP WITH BRIX FACTORS AND PURCHASED TONNAGE, BY TYPE, VARIETY, REPORTING DISTRICT
WHERE GROWN, AND WEIGHTED AVERAGE BASE PRICE**

District, Type, and Variety	Base Price	Brix	Tons	District, Type, and Variety	Base Price	Brix	Tons
	Per Ton	Factors			Per Ton	Factors	
	Dollars	Code ¹			Dollars	Code ¹	
DISTRICT 8 (Cont'd)					3,090.00	000100	5.2
Malbec (Cont'd)	4,350.00	000100	21.2		3,250.00	000100	3.2
	4,650.00	000100	3.9		3,348.00	000100	6.0
	4,800.00	000100	2.4		3,500.00	000100	15.0
	4,817.00	024500	1.4		3,500.00	011100	0.6
	12,725.00	000100	15.9		3,689.62	000100	9.4
Wtd. Avg. Base & Total Tons	2,436.89		940.0		4,000.00	000100	12.5
					4,200.00	021200	1.1
Marselan ⁴	2,000.00	000100	6.8		4,300.00	000100	2.0
Wtd. Avg. Base & Total Tons	2,000.00		6.8		4,500.00	000100	8.4
					5,000.00	000100	0.4
Mencia	2,000.00	000100	1.4		5,050.00	000100	1.1
	2,200.00	000100	1.1		5,058.00	024500	17.9
	3,000.00	000100	0.9		5,500.00	000100	1.3
	3,015.00	000100	2.1		7,000.00	000100	0.7
	3,850.00	000100	3.0		7,500.00	000100	1.7
	3,850.00	024500	0.6	Wtd. Avg. Base & Total Tons	1,407.59		4,941.1
Wtd. Avg. Base & Total Tons	3,089.18		9.1				
Merlot	320.00	000100	1,098.9	Meunier *	2,800.00	000100	1.2
	500.00	024500	1.0		3,200.00	009100	3.1
	800.00	000100	81.5		3,500.00	000100	1.5
	900.00	000100	5.2		14,431.00	000100	2.5
	940.00	000100	192.3	Wtd. Avg. Base & Total Tons	6,579.22		8.3
	1,000.00	000100	102.4	Montepulciano	1,239.98	013600	6.6
	1,133.00	027600	31.2		2,000.00	000100	1.8
	1,143.00	000100	2.5		2,500.00	000100	0.8
	1,200.00	000100	129.1		3,500.00	000100	1.1
	1,250.00	000100	161.5	Wtd. Avg. Base & Total Tons	1,712.03		10.3
	1,375.00	000100	105.0	Mourvedre *	750.00	000100	13.0
	1,400.00	000100	159.8		800.00	000100	20.1
	1,450.00	000100	3.5		940.00	000100	52.8
	1,500.00	000100	512.2		1,000.00	000100	75.4
	1,500.00	017800	1.2		1,500.00	000100	4.6
	1,500.00	024500	13.7		1,657.21	000100	101.5
	1,550.00	000100	71.1		1,698.40	000100	62.8
	1,550.00	024800	183.7		1,700.00	017200	23.2
	1,600.00	000100	53.2		1,800.00	000100	1.5
	1,600.00	021200	2.3		1,800.00	024800	7.0
	1,600.00	024800	55.4		1,900.00	000100	0.8
	1,617.31	029125	42.5		1,950.00	000100	4.0
	1,620.37	000100	11.2		2,000.00	000100	14.3
	1,676.28	000100	199.1		2,200.00	011300	1.0
	1,676.28	021200	0.7		2,250.00	000100	2.1
	1,697.88	026800	64.2		2,300.00	017800	5.3
	1,700.00	000100	2.7		2,347.41	025100	4.7
	1,700.00	026800	38.0		2,400.00	000100	2.0
	1,750.00	000100	188.6		2,500.00	000100	10.5
	1,800.00	000100	59.9		2,500.00	008100	1.3
	1,800.00	026800	12.0		2,500.00	013400	1.5
	1,850.00	021000	2.8		2,500.00	024800	9.6
	1,899.97	000100	129.0		2,556.11	000100	25.6
	1,900.00	000100	285.9		2,567.91	025100	52.7
	1,909.62	000100	10.3		2,600.00	000100	7.3
	1,964.00	000100	47.8		2,718.00	000100	1.7
	2,000.00	000100	41.3		2,784.86	000100	5.5
	2,000.00	024800	47.4		2,797.28	000100	3.1
	2,060.00	000100	5.0		2,800.00	000100	6.6
	2,200.00	000100	396.9		2,800.00	025100	2.0
	2,250.00	000100	95.4		2,800.00	025400	1.7
	2,300.00	000100	55.7		2,878.47	000100	1.6
	2,300.00	021600	0.5		2,900.00	000100	6.2
	2,310.00	000100	20.5		3,000.00	000100	19.5
	2,350.00	024500	30.9		3,000.00	011100	0.5
	2,400.00	000100	6.6		3,000.00	021200	1.6
	2,400.00	029125	10.3		3,200.00	000100	3.5
	2,500.00	000100	16.8		3,267.12	000100	1.3
	2,500.00	017000	2.0		3,300.00	000100	1.8
	2,500.00	024500	0.5		3,348.00	000100	9.0
	2,500.00	025100	3.6		3,400.00	000100	3.5
	2,625.00	029125	3.5		3,500.00	000100	30.1
	2,800.00	000100	38.2		3,509.91	000100	0.5
	2,900.00	000100	6.4		3,600.00	000100	4.9
	3,000.00	000100	11.2		3,600.00	025100	1.2
	3,000.00	011100	0.5				

**TABLE 8: BASE PRICE PAID TO GROWERS FOR GRAPES CRUSHED AND DELIVERED TO CALIFORNIA PROCESSORS
FROM THE 2024 CROP WITH BRIX FACTORS AND PURCHASED TONNAGE, BY TYPE, VARIETY, REPORTING DISTRICT
WHERE GROWN, AND WEIGHTED AVERAGE BASE PRICE**

District, Type, and Variety	Base Price	Brix	Tons	District, Type, and Variety	Base Price	Brix	Tons
	Per Ton	Factors			Per Ton	Factors	
	Dollars	Code ¹			Dollars	Code ¹	
DISTRICT 8 (Cont'd)					1,375.00	000100	58.9
Mourvedre *(Cont'd)	3,700.00	000100	3.0		1,400.00	000100	191.9
	3,750.00	000100	9.6		1,450.00	000100	5.1
	3,800.00	000100	9.4		1,500.00	000100	145.2
	3,813.00	000100	0.6		1,600.00	000100	86.6
	3,850.00	000100	1.8		1,640.00	000100	75.9
	4,000.00	000100	17.2		1,648.00	000100	86.8
	4,000.00	021000	0.5		1,700.00	000100	16.7
	4,000.00	024500	1.9		1,700.00	026800	6.0
	4,000.00	027600	3.0		1,750.00	000100	9.9
	4,100.00	024500	1.7		1,800.00	000100	179.5
	4,120.00	000100	6.0		1,800.00	024500	0.4
	4,250.00	000100	0.7		1,800.00	024800	49.6
	4,350.00	000100	21.2		1,800.00	025100	1.2
	4,448.87	000100	3.8		1,802.14	000100	7.4
	4,500.00	000100	23.6		1,802.14	021200	0.5
	4,500.00	011300	1.1		1,825.00	000100	49.3
	4,775.00	000100	9.1		1,850.00	000100	11.3
	4,800.00	000100	3.0		1,854.00	000100	87.9
	5,000.00	000100	7.6		1,860.01	000100	45.9
	5,000.00	021200	3.8		1,882.39	026800	7.2
	5,000.00	025100	1.0		1,900.00	000100	3.2
	5,000.00	025300	2.3		1,900.00	017800	1.5
	5,000.00	026800	4.1		1,950.00	000100	4.5
	5,200.00	000100	4.2		2,000.00	000100	191.9
	5,379.07	000100	3.8		2,000.00	021200	1.0
	5,439.79	000100	3.1		2,000.00	024800	6.5
	5,500.00	000100	6.6		2,000.00	025300	1.4
	6,000.00	000100	10.2		2,075.00	000100	42.7
	6,000.00	025400	1.0		2,100.00	000100	84.5
	6,047.19	000100	2.1		2,200.00	024400	1.6
	6,179.90	000100	4.0		2,285.11	000100	95.0
	6,250.00	000100	1.1		2,300.00	017800	5.8
	6,300.00	000100	2.0		2,387.00	024500	50.4
	7,000.00	000100	31.1		2,400.00	000100	11.1
	7,000.00	028100	2.8		2,500.00	000100	142.3
	7,194.00	000100	1.4		2,500.00	024500	1.0
	7,500.00	000100	1.0		2,595.00	000100	9.1
	8,000.00	000100	1.9		2,600.00	000100	0.9
	8,000.00	025400	4.0		2,696.00	000100	1.2
	8,364.28	000100	1.2		2,743.21	000100	8.1
	9,076.84	000100	1.0		2,750.00	000100	8.5
	9,100.00	000100	11.4		2,883.07	000100	6.3
	9,400.00	000100	6.4		2,900.00	000100	11.7
Wtd. Avg. Base & Total Tons	2,915.32		846.7		2,940.00	000100	0.6
					3,000.00	000100	6.8
Nebbiolo	1,500.00	000100	0.3		3,090.00	000100	3.9
	2,400.00	000100	2.9		3,200.00	000100	12.3
	2,400.00	027600	6.7		3,250.00	000100	4.0
	2,500.00	000100	12.1		3,300.00	000100	3.1
	2,600.00	021200	1.6		3,348.00	000100	15.3
	2,700.00	017200	2.4		3,379.38	000100	3.1
	2,737.00	000100	4.7		3,400.00	000100	1.0
	2,800.00	000100	13.8		3,500.00	000100	4.2
	5,000.00	000100	1.4		3,500.00	021200	1.7
	6,899.75	000100	1.0		3,600.00	000100	7.6
	7,917.39	000100	1.8		3,623.54	000100	5.4
Wtd. Avg. Base & Total Tons	2,957.60		48.7		3,750.00	000100	1.5
					3,750.00	025300	0.5
Negroamaro	2,300.00	013600	1.3		4,000.00	000100	16.4
Wtd. Avg. Base & Total Tons	2,300.00		1.3		4,000.00	025100	5.1
					4,000.00	025400	1.0
Nero D'avola *	2,500.00	000100	0.3		4,125.00	000100	2.9
	2,700.00	013600	3.1		4,350.00	000100	15.2
	3,367.78	000100	0.9		4,400.00	000100	9.6
Wtd. Avg. Base & Total Tons	2,825.81		4.3		4,500.00	000100	3.0
					4,500.00	024800	5.5
Petit Verdot	430.00	000100	178.2		4,650.00	000100	4.1
	600.00	000100	45.6		4,750.00	024800	2.5
	750.00	000100	3.0		4,775.00	024800	10.1
	800.00	000100	15.2		4,800.00	000100	1.5
	940.00	000100	52.9		4,817.00	024500	7.9
	1,000.00	000100	175.6		5,000.00	000100	10.2
	1,200.00	000100	16.1		6,450.00	000100	1.3
	1,300.00	000100	10.1		6,500.00	000100	0.6

TABLE 8: BASE PRICE PAID TO GROWERS FOR GRAPES CRUSHED AND DELIVERED TO CALIFORNIA PROCESSORS FROM THE 2024 CROP WITH BRIX FACTORS AND PURCHASED TONNAGE, BY TYPE, VARIETY, REPORTING DISTRICT WHERE GROWN, AND WEIGHTED AVERAGE BASE PRICE

District, Type, and Variety	Base Price	Brix	Tons	District, Type, and Variety	Base Price	Brix	Tons
	Per Ton	Factors			Per Ton	Factors	
	Dollars	Code ¹			Dollars	Code ¹	
DISTRICT 8 (Cont'd)					2,517.00	024500	6.5
Petit Verdot (Cont'd)	7,000.00	000100	1.2		2,520.00	024500	32.7
	7,150.00	000100	2.1		2,545.00	000100	13.9
	8,000.00	000100	3.1		2,600.00	000100	2.6
	12,725.00	000100	12.5		2,800.00	000100	8.3
Wtd. Avg. Base & Total Tons	1,861.19		2,496.9		2,936.00	000100	8.1
					3,000.00	000100	16.7
Petite Sirah	350.00	000100	46.7		3,000.00	024500	1.0
	500.00	000100	13.2		3,100.00	000100	9.9
	500.00	021200	0.7		3,101.88	000100	6.3
	700.00	000100	290.7		3,200.00	000100	4.8
	720.00	000100	198.5		3,200.00	024500	2.5
	800.00	000100	19.6		3,200.00	025100	2.8
	825.00	000100	98.9		3,300.00	000100	9.1
	1,000.00	000100	1,036.7		3,348.00	000100	4.6
	1,100.00	021600	1.0		3,400.00	000100	21.5
	1,300.00	000100	40.8		3,500.00	000100	65.0
	1,300.00	024500	10.1		3,500.00	017800	1.2
	1,375.00	000100	250.6		3,500.00	024500	16.2
	1,400.00	000100	259.5		3,511.71	000100	1.5
	1,450.00	000100	78.5		3,600.00	000100	10.5
	1,475.18	000100	17.5		3,600.00	025300	2.2
	1,475.19	000100	68.8		3,689.62	000100	6.3
	1,482.58	000100	184.3		3,700.00	020900	5.1
	1,500.00	000100	663.9		3,750.00	000100	3.1
	1,500.00	018025	5.9		4,000.00	000100	4.5
	1,500.00	026800	20.3		4,100.00	000100	8.3
	1,525.00	000100	136.5		4,113.00	000100	4.8
	1,550.00	000100	66.0		4,125.00	000100	19.6
	1,575.00	000100	47.2		4,250.00	000100	17.7
	1,600.00	000100	401.2		4,276.93	002100	1.1
	1,600.00	001900	19.0		4,300.00	000100	4.7
	1,629.00	000100	2.2		4,350.00	000100	22.9
	1,640.00	000100	40.2		4,500.00	000100	1.5
	1,650.00	000100	17.2		4,533.16	000100	1.9
	1,698.40	000100	166.9		4,650.00	000100	4.3
	1,698.52	000100	13.9		4,750.00	000100	2.1
	1,698.52	021200	0.8		4,750.00	024800	2.8
	1,700.00	000100	47.7		4,800.00	025300	5.7
	1,707.63	000100	7.3		4,817.00	024500	4.8
	1,732.00	000100	17.6		4,980.82	000100	8.4
	1,750.00	000100	115.1		5,000.00	000100	4.4
	1,775.00	000100	15.0		5,000.00	025300	6.2
	1,800.00	000100	230.3		5,500.00	025400	3.0
	1,800.00	025100	1.3		6,000.00	025100	1.8
	1,825.00	000100	47.9		7,000.00	000100	7.1
	1,850.00	000100	19.4		7,500.00	000100	3.1
	1,850.00	021200	14.4		8,500.00	000100	0.8
	1,898.52	000100	19.6	Wtd. Avg. Base & Total Tons	1,637.23		6,561.1
	1,899.97	000100	73.5				
	1,900.00	000100	90.6	Pinot Noir *	200.00	000100	2.6
	1,900.00	026800	8.2		500.00	000100	509.7
	1,950.00	000100	37.4		950.00	000100	523.3
	2,000.00	000100	458.4		1,000.00	000100	223.7
	2,000.00	013600	1.9		1,200.00	000100	161.7
	2,000.00	024800	35.5		1,270.00	000100	233.0
	2,049.00	000100	4.9		1,350.00	000100	311.2
	2,050.00	000100	21.6		1,400.00	000100	122.2
	2,100.00	021000	2.5		1,450.00	000100	24.2
	2,178.22	000100	1.5		1,500.00	000100	432.5
	2,200.00	000100	213.5		1,750.00	000100	17.2
	2,205.00	024500	18.5		1,800.00	000100	843.4
	2,250.00	000100	105.7		1,823.71	000100	915.3
	2,274.95	000100	9.2		1,850.00	021000	144.4
	2,276.39	025100	3.4		2,000.00	000100	483.2
	2,285.11	000100	115.6		2,000.00	017600	1.5
	2,300.00	000100	13.1		2,150.00	000100	646.8
	2,350.00	021000	3.6		2,175.00	000100	74.4
	2,399.20	000100	13.4		2,200.00	000100	44.4
	2,400.00	000100	9.7		2,200.00	017000	4.0
	2,425.97	024500	12.5		2,200.00	017600	1.6
	2,500.00	000100	122.0		2,201.39	000100	7.1
	2,500.00	021800	0.9		2,250.00	000100	63.7
	2,500.00	024500	19.1		2,250.00	021200	47.8
	2,500.00	025100	8.1		2,251.20	000100	113.3

TABLE 8: BASE PRICE PAID TO GROWERS FOR GRAPES CRUSHED AND DELIVERED TO CALIFORNIA PROCESSORS FROM THE 2024 CROP WITH BRIX FACTORS AND PURCHASED TONNAGE, BY TYPE, VARIETY, REPORTING DISTRICT WHERE GROWN, AND WEIGHTED AVERAGE BASE PRICE

District, Type, and Variety	Base Price	Brix	Tons	District, Type, and Variety	Base Price	Brix	Tons
	Per Ton	Factors			Per Ton	Factors	
	Dollars	Code ¹			Dollars	Code ¹	
DISTRICT 8 (Cont'd)					4,250.00	000100	77.4
Pinot Noir * (Cont'd)	2,300.00	000100	244.6		4,262.18	000100	7.5
	2,369.00	021000	94.7		4,300.00	000100	1.4
	2,383.12	000100	4.8		4,350.00	024500	12.7
	2,400.00	000100	7.9		4,351.16	000100	25.9
	2,496.81	000100	3.6		4,400.00	000100	1.9
	2,500.00	000100	235.4		4,423.39	000100	6.0
	2,500.00	011300	1.1		4,430.00	000100	23.8
	2,500.00	013600	1.9		4,469.32	000100	4.4
	2,500.00	021200	10.9		4,500.00	000100	89.2
	2,587.82	000100	1.0		4,500.00	011300	4.9
	2,600.00	000100	330.8		4,500.00	017000	4.0
	2,600.00	013500	3.0		4,500.00	022800	4.4
	2,632.14	000100	90.3		4,521.48	000100	16.0
	2,633.40	000100	519.2		4,600.00	000100	8.3
	2,650.00	000100	2.7		4,695.00	000100	87.6
	2,657.22	000100	11.8		4,700.00	000100	15.1
	2,700.00	000100	126.8		4,742.50	000100	0.9
	2,700.00	006300	13.2		4,750.00	000100	13.3
	2,750.00	000100	79.1		4,750.00	021800	4.7
	2,794.50	000100	14.2		4,800.00	000100	8.6
	2,800.00	000100	38.6		4,850.00	000100	4.7
	2,800.00	017600	3.1		4,860.00	019200	1.4
	2,887.42	000100	7.4		4,897.58	000100	8.2
	2,950.00	000100	21.6		4,900.00	000100	1.2
	2,967.23	000100	98.4		4,917.00	025100	15.5
	3,000.00	000100	143.0		4,950.00	000100	7.3
	3,000.00	013400	5.8		4,988.00	000100	4.0
	3,000.00	013500	1.4		5,000.00	000100	105.4
	3,000.00	013600	4.7		5,000.00	011600	2.0
	3,000.00	017000	1.1		5,000.00	017200	0.9
	3,000.00	017600	2.1		5,000.00	017900	1.9
	3,000.00	020800	27.4		5,000.00	019100	2.1
	3,000.00	022900	1.5		5,000.00	021000	2.2
	3,012.89	000100	51.0		5,014.21	019300	57.4
	3,068.70	017600	4.8		5,092.32	000100	6.1
	3,090.00	021000	5.3		5,145.00	000100	4.2
	3,100.00	000100	54.7		5,200.00	000100	6.6
	3,200.00	000100	16.6		5,225.00	000100	5.1
	3,200.00	017400	14.1		5,250.00	000100	3.5
	3,200.00	017600	1.5		5,250.00	013600	1.2
	3,250.00	000100	2.1		5,265.00	000100	9.3
	3,289.00	000100	10.4		5,300.00	000100	31.2
	3,300.00	025100	3.6		5,300.00	017200	2.7
	3,350.00	000100	25.4		5,400.00	000100	4.7
	3,400.00	000100	14.5		5,500.00	000100	63.6
	3,452.26	000100	4.6		5,500.00	013500	1.5
	3,500.00	000100	88.2		5,500.00	013600	1.8
	3,500.00	017200	6.3		5,567.93	000100	6.5
	3,500.00	017600	3.6		5,610.00	000100	3.2
	3,500.00	020800	3.1		5,625.91	000100	5.2
	3,500.00	020900	17.3		5,665.00	000100	1.0
	3,539.88	000100	12.4		5,700.00	000100	7.3
	3,600.00	000100	6.7		5,700.00	021200	3.0
	3,600.00	017400	75.4		5,722.00	024500	4.4
	3,650.00	013500	15.9		5,722.20	000100	28.0
	3,714.00	000100	19.4		5,750.00	000100	1.0
	3,750.00	000100	3.3		5,750.00	017400	9.7
	3,757.78	000100	5.3		5,750.00	022800	2.9
	3,800.00	000100	24.9		5,800.00	000100	1.9
	3,800.00	020800	1.9		5,834.95	000100	1.5
	3,900.00	011300	4.1		5,850.00	000100	1.5
	4,000.00	000100	194.4		5,851.50	000100	2.2
	4,000.00	011600	1.3		5,900.00	000100	4.6
	4,000.00	017000	1.3		6,000.00	000100	21.2
	4,000.00	017200	1.6		6,000.00	009500	1.5
	4,000.00	021200	3.1		6,000.00	011300	3.2
	4,125.33	000100	16.4		6,000.00	017200	2.7
	4,134.00	000100	2.1		6,000.00	020800	2.0
	4,200.00	000100	14.5		6,000.00	024500	4.6
	4,200.00	017400	1.5		6,025.50	000100	2.2
	4,200.00	021200	15.5		6,050.00	024500	6.1
	4,240.00	000100	15.5		6,100.00	000100	4.0
	4,240.80	000100	11.6		6,100.00	021000	4.1
	4,243.60	021000	15.7		6,160.00	011300	2.1

**TABLE 8: BASE PRICE PAID TO GROWERS FOR GRAPES CRUSHED AND DELIVERED TO CALIFORNIA PROCESSORS
FROM THE 2024 CROP WITH BRIX FACTORS AND PURCHASED TONNAGE, BY TYPE, VARIETY, REPORTING DISTRICT
WHERE GROWN, AND WEIGHTED AVERAGE BASE PRICE**

District, Type, and Variety	Base Price	Brix	Tons	District, Type, and Variety	Base Price	Brix	Tons
	Per Ton	Factors			Per Ton	Factors	
	Dollars	Code ¹			Dollars	Code ¹	
DISTRICT 8 (Cont'd)					2,200.00	000100	14.3
Pinot Noir * (Cont'd)	6,200.00	000100	8.3		2,250.00	000100	4.4
	6,200.00	020800	1.0		2,500.00	000100	22.5
	6,200.00	021200	2.0		2,500.00	021000	1.1
	6,250.00	000100	68.3		2,700.00	000100	8.3
	6,250.00	011300	0.5		2,750.00	000100	3.1
	6,300.00	024500	18.0		2,800.00	000100	63.6
	6,500.00	000100	6.2		3,000.00	000100	23.8
	6,500.00	011600	1.1		3,000.00	011600	0.5
	6,500.00	014000	5.8		3,000.00	027600	6.8
	6,500.00	017200	2.7		3,200.00	000100	1.0
	6,500.00	017400	4.3		3,488.00	000100	3.8
	6,600.00	000100	4.9		3,500.00	000100	6.2
	6,650.00	000100	9.0		3,700.00	000100	0.6
	6,750.00	000100	1.0		4,000.00	000100	1.4
	6,900.00	000100	18.7	Wtd. Avg. Base & Total Tons	2,196.22		384.6
	6,900.00	011100	1.5				
	6,900.00	011300	3.9	Souzao	5,081.08	000100	0.5
	6,900.00	021000	2.5		6,500.00	017800	3.7
	6,942.00	000100	2.2	Wtd. Avg. Base & Total Tons	6,331.08		4.2
	7,000.00	000100	54.4				
	7,000.00	017200	1.4	St Macaire	1,650.00	000100	18.7
	7,129.70	000100	12.2		1,750.00	026800	3.3
	7,140.00	000100	9.3		2,500.00	000100	24.3
	7,181.83	000100	3.7		2,750.00	000100	3.6
	7,210.00	000100	2.3		3,500.00	000100	3.0
	7,250.00	000100	22.6	Wtd. Avg. Base & Total Tons	2,226.47		52.9
	7,250.00	011600	1.7				
	7,250.00	022700	1.0	Syrah *	710.00	000100	359.4
	7,506.72	000100	13.2		750.00	000100	2.1
	7,678.00	000100	2.7		800.00	000100	143.1
	7,700.00	000100	7.1		825.00	000100	74.7
	8,430.53	000100	5.5		850.00	000100	23.8
	8,500.00	000100	10.0		900.00	000100	18.9
	8,746.67	000100	47.1		1,000.00	000100	55.1
	9,028.72	000100	1.8		1,000.00	024800	3.5
	10,505.00	000100	2.3		1,110.00	000100	141.1
	11,205.46	000100	8.7		1,150.00	013600	89.3
	11,309.19	000100	2.5		1,200.00	000100	74.5
	12,777.89	000100	1.2		1,250.00	000100	37.1
	14,431.00	000100	34.6		1,250.00	025100	37.0
Wtd. Avg. Base & Total Tons	2,510.88		10,214.7		1,400.00	000100	317.2
					1,450.00	027500	66.6
Primitivo	350.00	000100	119.6		1,500.00	000100	19.6
	1,000.00	000100	18.6		1,500.00	006500	0.6
	1,200.00	000100	3.3		1,500.00	025300	4.1
	1,350.00	000100	25.4		1,550.00	000100	87.1
	1,400.00	000100	34.9		1,550.00	024500	44.0
	1,500.00	000100	30.0		1,600.00	000100	128.4
	1,752.09	000100	42.9		1,640.00	000100	58.8
	1,800.00	000100	3.0		1,700.00	000100	75.0
	2,000.00	000100	25.4		1,800.00	000100	34.8
	2,250.00	024800	0.8		1,800.00	024800	23.8
	2,400.00	000100	1.0		1,850.00	000100	47.5
	2,400.00	029125	3.1		1,900.00	000100	18.1
	2,900.00	000100	14.5		1,950.00	000100	33.7
	2,900.00	029125	10.5		1,980.00	000100	8.4
Wtd. Avg. Base & Total Tons	1,225.45		333.0		2,000.00	000100	296.7
					2,000.00	024500	1.7
Refosco *	1,343.02	000100	36.2		2,000.00	024800	11.9
	2,000.00	000100	6.8		2,000.00	025100	2.0
Wtd. Avg. Base & Total Tons	1,446.91		43.0		2,017.00	019000	3.7
					2,100.00	000100	172.0
Sagrantino	1,239.98	013600	1.3		2,150.00	025100	4.0
Wtd. Avg. Base & Total Tons	1,239.98		1.3		2,200.00	000100	44.2
					2,200.00	015300	4.7
Sangiovese *	1,000.00	021000	0.5		2,250.00	000100	34.6
	1,239.98	013600	4.8		2,268.46	000100	9.9
	1,500.00	000100	41.7		2,275.00	000100	1.6
	1,600.00	000100	18.6		2,300.00	000100	80.8
	1,800.00	000100	109.5		2,300.00	017800	20.5
	2,000.00	000100	24.9		2,326.17	000100	5.1
	2,100.00	017400	1.5		2,400.00	000100	12.2
	2,175.39	000100	20.1		2,400.00	029125	3.5
	2,175.39	021200	1.6		2,412.00	000100	1.1

**TABLE 8: BASE PRICE PAID TO GROWERS FOR GRAPES CRUSHED AND DELIVERED TO CALIFORNIA PROCESSORS
FROM THE 2024 CROP WITH BRIX FACTORS AND PURCHASED TONNAGE, BY TYPE, VARIETY, REPORTING DISTRICT
WHERE GROWN, AND WEIGHTED AVERAGE BASE PRICE**

District, Type, and Variety	Base Price	Brix	Tons	District, Type, and Variety	Base Price	Brix	Tons
	Per Ton	Factors			Per Ton	Factors	
	Dollars	Code ¹			Dollars	Code ¹	
DISTRICT 8 (Cont'd)					4,300.00	027500	1.1
Syrah * (Cont'd)	2,423.11	026800	16.3		4,341.02	000100	9.7
	2,480.00	000100	5.4		4,350.00	000100	62.2
	2,500.00	000100	68.7		4,446.58	000100	3.9
	2,500.00	013400	1.6		4,450.00	000100	10.2
	2,500.00	017000	2.0		4,450.01	000100	1.7
	2,500.00	021200	0.5		4,500.00	000100	56.3
	2,507.88	000100	4.0		4,543.08	000100	1.8
	2,600.00	000100	3.6		4,567.00	000100	2.1
	2,616.68	000100	13.9		4,617.00	024500	2.5
	2,617.00	000100	8.5		4,635.00	000100	1.9
	2,650.00	000100	20.7		4,650.00	000100	10.7
	2,700.00	000100	3.1		4,675.00	000100	4.8
	2,750.00	000100	70.9		4,700.00	000100	2.0
	2,800.00	000100	22.8		4,738.00	000100	2.0
	2,800.00	028100	2.0		4,750.00	000100	30.6
	2,801.79	000100	4.0		4,760.19	000100	1.4
	2,817.00	025100	3.4		4,800.00	000100	0.9
	2,850.00	000100	3.2		5,000.00	000100	30.1
	2,880.19	000100	32.6		5,000.00	008100	1.0
	3,000.00	000100	72.5		5,000.00	011600	1.0
	3,000.00	011100	2.6		5,017.00	060738	1.1
	3,000.00	026800	6.0		5,032.81	000100	1.6
	3,060.00	000100	4.1		5,063.00	000100	11.1
	3,100.00	000100	1.1		5,076.74	000100	4.3
	3,150.00	000100	3.2		5,100.00	000100	2.1
	3,200.00	000100	9.8		5,121.79	000100	1.6
	3,200.00	017400	33.5		5,150.00	000100	1.8
	3,200.00	024500	6.9		5,200.00	000100	1.1
	3,250.00	000100	1.2		5,240.00	000100	4.7
	3,270.85	000100	9.0		5,250.00	000100	14.1
	3,300.00	000100	16.6		5,340.53	000100	1.5
	3,300.00	027500	14.0		5,500.00	000100	21.4
	3,308.00	000100	1.9		5,555.00	000100	2.7
	3,348.00	000100	36.3		5,617.00	024500	3.2
	3,400.00	000100	1.9		5,717.00	000100	7.5
	3,400.00	006840	4.5		5,747.00	000100	1.7
	3,500.00	000100	239.1		5,750.00	000100	1.7
	3,500.00	013600	1.5		5,800.00	000100	3.9
	3,500.00	021000	1.1		5,809.58	000100	1.4
	3,500.00	021200	1.1		6,000.00	000100	7.4
	3,500.00	025100	3.4		6,000.00	021200	4.4
	3,500.00	025300	1.4		6,250.00	000100	2.2
	3,504.61	000100	3.0		6,290.50	000100	5.7
	3,517.00	024800	5.3		6,292.77	000100	38.0
	3,600.00	000100	19.1		6,300.00	000100	12.8
	3,600.65	000100	15.7		6,367.65	000100	2.0
	3,723.44	000100	1.0		6,400.00	000100	3.6
	3,800.00	000100	20.0		6,411.75	000100	3.8
	3,825.00	000100	1.6		6,417.00	021000	3.9
	3,825.00	025100	2.1		6,475.00	000100	6.3
	3,846.45	000100	5.5		6,500.00	000100	14.3
	3,900.00	000100	0.6		6,500.00	025100	1.5
	3,914.32	000100	1.8		6,500.00	025300	4.8
	3,925.00	000100	6.9		6,500.00	028100	0.8
	3,957.89	000100	1.9		6,551.76	000100	2.1
	3,975.00	000100	22.3		6,557.08	000100	2.1
	3,982.67	000100	6.0		6,585.98	000100	3.0
	3,990.00	000100	2.6		6,600.00	025100	3.6
	4,000.00	000100	64.5		6,686.15	000100	3.9
	4,000.00	010900	2.3		6,879.76	000100	1.3
	4,000.00	021000	0.5		6,900.00	000100	4.8
	4,000.00	025100	3.7		7,043.00	000100	4.1
	4,000.00	026800	3.2		7,053.64	000100	3.0
	4,000.00	027500	26.7		7,066.54	000100	6.3
	4,081.00	000100	1.7		7,231.05	000100	2.9
	4,125.00	000100	3.2		7,266.45	000100	3.4
	4,174.77	000100	4.2		7,304.26	000100	6.9
	4,184.42	000100	3.1		7,381.04	000100	2.7
	4,200.00	000100	17.6		7,431.85	000100	1.0
	4,200.00	025300	3.0		7,500.00	000100	7.6
	4,217.00	024500	14.8		7,500.00	017400	4.8
	4,250.00	000100	10.2		7,537.10	000100	1.4
	4,284.00	000100	6.2		7,544.80	000100	1.0
	4,293.30	000100	2.5		8,000.00	000100	67.1

TABLE 8: BASE PRICE PAID TO GROWERS FOR GRAPES CRUSHED AND DELIVERED TO CALIFORNIA PROCESSORS FROM THE 2024 CROP WITH BRIX FACTORS AND PURCHASED TONNAGE, BY TYPE, VARIETY, REPORTING DISTRICT WHERE GROWN, AND WEIGHTED AVERAGE BASE PRICE

District, Type, and Variety	Base Price	Brix	Tons	District, Type, and Variety	Base Price	Brix	Tons
	Per Ton	Factors			Per Ton	Factors	
	Dollars	Code ¹			Dollars	Code ¹	
DISTRICT 8 (Cont'd)							
Syrah * (Cont'd)	8,000.00	025400	17.9		3,200.00	017800	0.7
	8,161.00	000100	2.1		3,200.00	027800	2.1
	8,229.33	025100	10.1		3,300.00	000100	3.2
	8,500.00	000100	1.2		3,500.00	000100	1.7
	8,703.69	000100	15.8		3,600.00	000100	5.0
	9,000.00	000100	2.2		3,750.00	000100	21.2
	9,100.00	000100	12.2		3,800.00	000100	3.0
	9,100.00	025300	1.4		4,350.00	000100	10.3
	9,312.52	000100	1.3		4,500.00	000100	4.9
	9,400.00	000100	10.0		4,500.00	025400	0.5
	9,502.54	000100	1.8		4,750.00	000100	3.9
	9,569.36	000100	3.1		4,750.00	024800	1.0
	9,600.00	000100	2.7		5,000.00	000100	3.4
	10,000.00	000100	1.2		6,500.00	000100	1.9
	11,932.00	000100	3.5		7,000.00	000100	20.0
	12,725.00	000100	8.5		8,000.00	025400	1.8
	14,000.00	000100	3.4		9,200.00	000100	1.9
	14,431.00	000100	13.6	Wtd. Avg. Base & Total Tons	3,423.67		201.4
	14,486.15	000100	2.2	Teroldego	2,864.00	000100	2.1
	16,000.00	000100	0.9		2,985.00	000100	1.9
Wtd. Avg. Base & Total Tons	2,662.75		4,466.2		3,000.00	000100	3.9
Tannat	720.00	000100	0.5		4,350.00	000100	0.2
	750.00	000100	2.5	Wtd. Avg. Base & Total Tons	2,994.56		8.1
	1,000.00	000100	8.7	Tinta Cao	3,856.06	000100	1.5
	1,200.00	000100	0.9		6,500.00	017800	4.1
	1,500.00	025100	1.3	Wtd. Avg. Base & Total Tons	5,791.80		5.6
	1,800.00	000100	15.0	Touriga Nacional *	1,800.00	000100	0.4
	1,800.00	025100	2.3		1,870.00	000100	3.0
	1,870.00	000100	6.7		2,000.00	017800	3.6
	1,900.00	000100	1.4		2,000.00	017800	1.3
	2,000.00	000100	16.7		2,350.00	000100	2.5
	2,000.00	025100	3.3		2,500.00	000100	0.9
	2,200.00	022700	4.5		3,000.00	000100	1.5
	2,300.00	000100	4.4		3,300.00	000100	0.7
	2,400.00	000100	0.7		3,387.39	000100	3.4
	2,500.00	027500	1.0		6,500.00	017800	2.4
	2,600.00	000100	1.5	Wtd. Avg. Base & Total Tons	9,100.00	000100	2.2
	3,000.00	000100	6.8		3,582.75		21.9
	3,300.00	000100	2.6	Trousseau *	2,000.00	000100	2.2
	3,500.00	000100	0.9		2,900.00	000100	1.9
	3,600.00	000100	1.3	Wtd. Avg. Base & Total Tons	2,417.07		4.1
	3,600.00	021200	0.9	Valdigue *	1,072.97	000100	19.0
	4,000.00	000100	0.4		1,350.00	000100	5.2
	4,350.00	000100	3.7		1,371.03	000100	9.4
	4,627.80	000100	2.3		1,500.00	000100	4.6
	5,000.00	000100	0.9		1,500.00	008100	7.9
	6,500.00	000100	0.8		1,600.00	000100	32.2
	9,100.00	000100	3.2		1,700.00	000100	165.6
	9,100.00	029125	1.0		2,000.00	000100	3.4
Wtd. Avg. Base & Total Tons	2,543.69		96.2		2,500.00	000100	0.6
Tempranillo *	1,500.00	000100	1.1		3,000.00	000100	5.3
	1,650.00	000100	0.8		3,465.00	000100	2.0
	1,700.00	000100	3.7		3,500.00	000100	10.1
	1,750.00	000100	1.5		3,500.00	009000	1.4
	2,000.00	000100	9.7		3,575.00	000100	1.4
	2,099.53	000100	5.9		3,600.00	000100	18.3
	2,200.00	000100	7.6		3,700.00	000100	3.9
	2,205.00	027500	47.7		3,800.00	000100	3.3
	2,350.00	000100	3.3		3,800.00	009000	2.5
	2,473.19	000100	4.9		3,800.00	017200	1.3
	2,473.19	021200	1.0		3,952.94	000100	1.7
	2,495.30	000100	4.8		4,000.00	000100	7.2
	2,500.00	000100	3.8		6,601.32	000100	1.7
	2,500.00	017800	1.7	Wtd. Avg. Base & Total Tons	2,021.11		308.0
	2,500.00	021200	5.7	Zinfandel	500.00	000100	15.8
	2,500.00	024500	1.0		750.00	000100	8.5
	2,700.00	000100	1.0		800.00	000100	23.2
	2,800.00	000100	2.0		925.00	000100	51.5
	2,865.00	000100	1.1		950.00	000100	7.1
	2,936.00	000100	4.6				
	3,000.00	021200	0.7				
	3,150.00	000100	1.3				

**TABLE 8: BASE PRICE PAID TO GROWERS FOR GRAPES CRUSHED AND DELIVERED TO CALIFORNIA PROCESSORS
FROM THE 2024 CROP WITH BRIX FACTORS AND PURCHASED TONNAGE, BY TYPE, VARIETY, REPORTING DISTRICT
WHERE GROWN, AND WEIGHTED AVERAGE BASE PRICE**

District, Type, and Variety	Base Price Per Ton	Brix Factors	Tons	District, Type, and Variety	Base Price Per Ton	Brix Factors	Tons
	Dollars	Code ¹			Dollars	Code ¹	
DISTRICT 8 (Cont'd)				DISTRICT 9			
Zinfandel (Cont'd)	1,000.00	000100	45.4	Wine Grapes (White)			
	1,100.00	021600	1.0	Albarino *	1,000.00	000100	9.9
	1,200.00	000100	391.8		2,800.00	000100	18.1
	1,200.00	029125	7.5	Wtd. Avg. Base & Total Tons	2,163.57		28.0
	1,300.00	000100	88.5				
	1,355.58	000100	32.9	Assyrtiko ³	1,850.00	000100	0.4
	1,375.00	000100	93.6		2,100.00	000100	7.9
	1,400.00	000100	19.0	Wtd. Avg. Base & Total Tons	2,087.95		8.3
	1,500.00	000100	6.5				
	1,500.00	017800	0.6	Chardonnay *	142.00	010900	284.2
	1,550.00	000100	35.5		150.00	000100	130.1
	1,617.31	000100	42.3		550.00	000100	2,148.8
	1,700.00	000100	92.9		583.08	000100	708.1
	1,750.00	000100	24.6		603.08	000100	72.4
	1,800.00	000100	12.7		642.00	059593	1,265.8
	1,800.06	000100	1.0		650.00	059595	365.8
	1,940.34	000100	103.9		657.23	000100	4,558.6
	2,000.00	000100	12.8		657.23	061300	1,408.8
	2,000.00	021000	9.6		800.00	000100	781.2
	2,000.00	025100	0.6		825.00	000100	422.4
	2,100.00	000100	79.9		1,267.00	021000	9.3
	2,119.20	021000	3.2		1,350.00	000100	15.2
	2,200.00	000100	21.3		2,200.00	014000	3.4
	2,200.00	017800	0.9	Wtd. Avg. Base & Total Tons	631.16		12,174.1
	2,250.00	029125	3.8				
	2,267.76	024500	10.2	Chenin Blanc	550.00	000100	5.0
	2,300.00	000100	53.6		700.00	000100	5.5
	2,400.00	000100	1.0		1,800.00	000100	1.2
	2,400.00	026800	5.0	Wtd. Avg. Base & Total Tons	748.72		11.7
	2,400.00	029900	4.8				
	2,400.00	030370	3.1	Cortese	1,450.00	000100	4.9
	2,500.00	000100	87.5	Wtd. Avg. Base & Total Tons	1,450.00		4.9
	2,500.00	021800	1.5				
	2,600.00	000100	7.6	Falaghina Greco	1,450.00	000100	1.2
	2,600.00	029125	13.7	Wtd. Avg. Base & Total Tons	1,450.00		1.2
	2,650.00	000100	14.2				
	2,750.00	000100	13.1	Fiano	1,200.00	012200	3.2
	2,750.00	025400	0.9		1,500.00	013200	1.0
	2,800.00	000100	7.2	Wtd. Avg. Base & Total Tons	1,271.43		4.2
	2,900.00	000100	84.7				
	2,901.06	000100	1.6	French Colombard	1,800.00	000100	5.2
	2,950.00	000100	9.9	Wtd. Avg. Base & Total Tons	1,800.00		5.2
	3,000.00	000100	101.3				
	3,000.00	025100	1.4	Gewurztraminer	2,080.00	019100	1.8
	3,000.00	029125	56.1	Wtd. Avg. Base & Total Tons	2,080.00		1.8
	3,100.00	000100	1.6				
	3,200.00	000100	9.0	Malvasia Bianca	750.00	000100	0.5
	3,200.00	027600	5.5	Wtd. Avg. Base & Total Tons	750.00		0.5
	3,348.00	000100	3.9				
	3,400.00	000100	23.4	Marsanne	1,800.00	000100	1.9
	3,400.00	024500	23.5	Wtd. Avg. Base & Total Tons	1,800.00		1.9
	3,500.00	000100	107.2				
	4,000.00	000100	30.9	Muscat Blanc *	1,309.86	000100	235.1
	4,500.00	000100	26.0		2,000.00	000100	1.3
	4,625.00	000100	3.1		2,400.00	000100	0.4
	4,750.00	000100	2.9	Wtd. Avg. Base & Total Tons	1,315.49		236.8
	4,750.00	024800	1.0				
	5,000.00	000100	1.4	Muscat Of Alexandria	2,400.00	000100	1.9
	5,500.00	025400	2.1	Wtd. Avg. Base & Total Tons	2,400.00		1.9
	7,000.00	000100	36.1				
	12,725.00	000100	15.4	Muscat Orange	382.71	000100	259.7
Wtd. Avg. Base & Total Tons	2,198.12		2,009.3	Wtd. Avg. Base & Total Tons	382.71		259.7
Other Red Wine ²	1,735.00	000100	5.3	Picpoul Blanc	750.00	000100	0.5
	2,000.00	000100	2.6	Wtd. Avg. Base & Total Tons	750.00		0.5
	2,175.00	017200	0.4				
	3,000.00	000100	2.7	Pinot Blanc	1,612.47	000100	8.0
	4,000.00	000100	1.1	Wtd. Avg. Base & Total Tons	1,612.47		8.0
	4,500.00	000100	3.5				
Wtd. Avg. Base & Total Tons	2,789.46		15.6	Pinot Gris *	500.00	000100	1,372.3
					505.00	039720	904.5
					620.00	000100	1,037.5
					1,350.00	000100	4.9
				Wtd. Avg. Base & Total Tons	540.13		3,319.2

**TABLE 8: BASE PRICE PAID TO GROWERS FOR GRAPES CRUSHED AND DELIVERED TO CALIFORNIA PROCESSORS
FROM THE 2024 CROP WITH BRIX FACTORS AND PURCHASED TONNAGE, BY TYPE, VARIETY, REPORTING DISTRICT
WHERE GROWN, AND WEIGHTED AVERAGE BASE PRICE**

District, Type, and Variety	Base Price	Brix	Tons	District, Type, and Variety	Base Price	Brix	Tons
	Per Ton	Factors			Per Ton	Factors	
	Dollars	Code ¹			Dollars	Code ¹	
DISTRICT 9 (Cont'd)					1,800.00	000100	5.8
Roussanne	1,350.00	000100	7.0		2,000.00	000100	1.0
	1,650.00	000100	1.0	Wtd. Avg. Base & Total Tons	668.92		3,877.2
	1,800.00	000100	1.5				
Wtd. Avg. Base & Total Tons	1,452.63		9.5	Carignane	2,000.00	011300	2.0
				Wtd. Avg. Base & Total Tons	2,000.00		2.0
Sauvignon Blanc *	550.00	000100	751.2				
	589.49	000100	513.1	Cinsaut *	1,800.00	000100	0.4
	589.49	040300	155.2	Wtd. Avg. Base & Total Tons	1,800.00		0.4
	590.63	000100	443.5				
	975.00	000100	2.2	Counoise	2,200.00	000100	5.2
	1,350.00	000100	6.0	Wtd. Avg. Base & Total Tons	2,200.00		5.2
Wtd. Avg. Base & Total Tons	2,207.00	000100	1.0				
	577.67		1,872.2	Graciano	2,800.00	000100	6.9
				Wtd. Avg. Base & Total Tons	2,800.00		6.9
St. Emilion *	2,200.00	000100	7.0				
Wtd. Avg. Base & Total Tons	2,200.00		7.0	Grenache *	550.00	000100	6.0
					1,000.00	000100	1.5
Verdejo	450.00	000100	4.8		1,350.00	000100	15.8
Wtd. Avg. Base & Total Tons	450.00		4.8		1,800.00	000100	5.1
					2,200.00	000100	4.2
Verdelho	2,113.99	000100	151.6		2,800.00	000100	0.8
Wtd. Avg. Base & Total Tons	2,113.99		151.6		3,500.00	000100	1.8
				Wtd. Avg. Base & Total Tons	1,508.24		35.2
Vermentino *	750.00	000100	0.5				
	1,476.15	000100	417.0	Malbec	150.00	000100	4.9
	2,100.00	017000	0.5		650.00	067605	715.0
	2,200.00	017000	1.1		794.75	021200	271.4
Wtd. Avg. Base & Total Tons	1,477.93		419.1		850.00	000100	295.7
					1,350.00	000100	5.5
Viognier	1,350.00	000100	6.5		1,800.00	000100	2.2
	1,697.08	000100	146.2		2,357.00	000100	0.8
	1,900.00	000100	12.7	Wtd. Avg. Base & Total Tons	730.06		1,295.5
	2,200.00	000100	4.2				
Wtd. Avg. Base & Total Tons	1,711.43		169.6	Merlot	250.00	000100	0.5
					592.13	000100	236.0
White Riesling *	2,740.00	012300	3.8	Wtd. Avg. Base & Total Tons	591.41		236.5
Wtd. Avg. Base & Total Tons	2,740.00		3.8				
				Mourvedre *	250.00	000100	1.0
Other White Wine ²	1,117.00	008000	6.4		750.00	000100	0.5
	1,200.00	009000	1.2		1,350.00	000100	3.4
	1,200.00	012200	1.2		2,200.00	000100	4.5
	2,000.00	000100	7.0		2,500.00	000100	0.8
	2,100.00	017000	0.5	Wtd. Avg. Base & Total Tons	1,677.94		10.2
	2,200.00	017000	0.6				
Wtd. Avg. Base & Total Tons	1,562.06		16.9	Nebbiolo	250.00	000100	0.4
					2,000.00	011300	1.0
Wine Grapes (Red)				Wtd. Avg. Base & Total Tons	1,500.00		1.4
Alicante Bouschet *	1,350.00	000100	1.4				
Wtd. Avg. Base & Total Tons	1,350.00		1.4	Petit Verdot	542.00	067605	89.9
					650.00	067605	812.5
Barbera	250.00	000100	3.8		800.00	000100	371.9
	550.00	000100	6.5		850.00	000100	290.6
	1,000.00	000100	3.0		882.04	023100	209.7
	1,100.00	000100	4.4		1,350.00	000100	3.9
	2,200.00	000100	5.2		1,800.00	000100	0.6
	2,900.00	000100	22.1		1,850.00	000100	2.0
Wtd. Avg. Base & Total Tons	1,953.22		45.0	Wtd. Avg. Base & Total Tons	739.09		1,781.1
Blaufraenkisch *	2,000.00	022700	1.7	Petite Sirah	615.00	000100	215.1
Wtd. Avg. Base & Total Tons	2,000.00		1.7		650.00	067605	371.1
					750.00	000100	0.1
Cabernet Franc	1,600.00	021500	2.0		800.00	000100	902.0
Wtd. Avg. Base & Total Tons	1,600.00		2.0		850.00	000100	292.7
					896.26	000100	328.5
Cabernet Sauvignon	250.00	000100	1.0		1,350.00	000100	26.9
	525.00	067893	604.7		3,300.00	000100	33.2
	592.00	067605	995.4		4,500.00	025300	9.3
	685.69	000100	1,281.3	Wtd. Avg. Base & Total Tons	838.09		2,178.9
	705.69	000100	135.9				
	777.66	000100	430.7	Pinot Noir *	2,000.00	014000	3.0
	850.00	000100	408.4		3,000.00	013100	3.4
Wtd. Avg. Base & Total Tons	1,350.00	000100	13.0		3,100.00	014000	4.7

**TABLE 8: BASE PRICE PAID TO GROWERS FOR GRAPES CRUSHED AND DELIVERED TO CALIFORNIA PROCESSORS
FROM THE 2024 CROP WITH BRIX FACTORS AND PURCHASED TONNAGE, BY TYPE, VARIETY, REPORTING DISTRICT
WHERE GROWN, AND WEIGHTED AVERAGE BASE PRICE**

District, Type, and Variety	Base Price	Brix	Tons	District, Type, and Variety	Base Price	Brix	Tons
	Per Ton	Factors			Per Ton	Factors	
	Dollars	Code ¹			Dollars	Code ¹	
DISTRICT 9 (Cont'd)					2,000.00	008100	1.9
Pinot Noir * (Cont'd)	3,100.00	022700	3.2		2,050.00	000100	16.0
	3,300.00	014000	1.0		2,200.00	000100	3.7
Wtd. Avg. Base & Total Tons	2,875.16		15.3		2,200.00	018100	2.4
					2,300.00	018100	45.9
Primitivo	750.00	000100	0.5		3,300.00	000100	10.2
Wtd. Avg. Base & Total Tons	750.00		0.5	Wtd. Avg. Base & Total Tons	3,500.00	000100	3.5
					1,795.42		300.4
Sangiovese *	2,293.00	000100	2.8	Chenin Blanc	1,800.00	010900	9.5
Wtd. Avg. Base & Total Tons	2,293.00		2.8		2,000.00	000100	5.2
					2,000.00	017400	2.9
Syrah *	250.00	000100	2.0		2,100.00	000100	0.7
	450.00	000100	3.1		2,500.00	000100	1.0
	500.00	067893	231.8	Wtd. Avg. Base & Total Tons	1,931.09		19.3
	850.00	000100	230.5				
	1,350.00	000100	6.4	Clairette Blanche	2,400.00	000100	1.0
	1,800.00	000100	8.1	Wtd. Avg. Base & Total Tons	2,400.00		1.0
	2,000.00	022700	0.3				
	2,200.00	000100	1.4	Falaghina Greco	2,000.00	000100	5.5
	3,000.00	000100	13.5		2,000.00	011600	1.0
Wtd. Avg. Base & Total Tons	766.69		497.1	Wtd. Avg. Base & Total Tons	2,000.00		6.5
Tannat	1,522.62	000100	315.4	Fiano	2,000.00	013600	1.9
	1,545.85	021200	115.3		2,000.00	017200	3.1
	2,800.00	000100	3.0		2,500.00	011600	0.8
Wtd. Avg. Base & Total Tons	1,537.63		433.7		2,500.00	013600	1.6
					2,800.00	000100	1.2
Tempranillo *	600.00	067605	173.1	Wtd. Avg. Base & Total Tons	2,251.16		8.6
	841.23	000100	262.8				
	900.00	000100	19.4	Gewurztraminer	1,950.00	000100	0.7
	1,350.00	000100	10.6	Wtd. Avg. Base & Total Tons	1,950.00		0.7
	1,650.00	000100	1.0				
	2,400.00	000100	6.6	Grenache Blanc *	1,400.00	000100	1.6
	2,900.00	000100	13.7		1,800.00	000100	2.5
	3,600.00	025400	13.1		2,000.00	017000	0.5
Wtd. Avg. Base & Total Tons	921.62		500.3		2,250.00	018100	5.8
					2,300.00	008900	4.8
Teroldego	675.00	067605	716.0		2,400.00	000100	1.7
	800.00	000100	271.3		2,500.00	000100	1.0
	887.58	000100	497.2		2,500.00	010700	1.0
	1,200.00	026700	1.0		2,500.00	016800	0.5
Wtd. Avg. Base & Total Tons	769.33		1,485.5	Wtd. Avg. Base & Total Tons	2,173.20		19.4
Touriga Nacional *	1,850.00	000100	2.0	Grenache Gris *	1,800.00	013400	1.6
Wtd. Avg. Base & Total Tons	1,850.00		2.0	Wtd. Avg. Base & Total Tons	1,800.00		1.6
Zinfandel	1,800.00	000100	2.5	Marsanne	1,800.00	000100	1.5
	2,357.00	000100	0.8		2,000.00	000100	5.1
Wtd. Avg. Base & Total Tons	1,935.03		3.3		2,100.00	000100	2.5
				Wtd. Avg. Base & Total Tons	1,994.51		9.1
DISTRICT 10							
Table Grapes							
Other Table ²	1,500.00	000100	0.1	Moscato Gaillo *	2,000.00	000100	2.3
Wtd. Avg. Base & Total Tons	1,500.00		0.1	Wtd. Avg. Base & Total Tons	2,000.00		2.3
Wine Grapes (White)							
Albarino *	500.00	000100	1.0	Muscat Blanc *	1,650.00	020800	3.3
	1,800.00	009300	3.6	Wtd. Avg. Base & Total Tons	1,650.00		3.3
	1,950.00	000100	6.6				
	2,000.00	000100	1.3	Muscat Of Alexandria	2,000.00	000100	3.3
	2,200.00	012900	0.9		2,000.00	018100	3.4
Wtd. Avg. Base & Total Tons	1,823.13		13.4	Wtd. Avg. Base & Total Tons	2,000.00		6.7
Chardonnay *	600.00	000100	6.2	Picpoul Blanc	1,100.00	000100	0.4
	1,500.00	000100	154.4		1,100.00	010700	1.0
	1,500.00	020800	3.3		1,300.00	000100	0.5
	1,700.00	000100	10.1		2,000.00	000100	4.7
	1,800.00	021200	1.7		2,400.00	000100	1.4
	1,850.00	000100	19.3	Wtd. Avg. Base & Total Tons	2,486.00	011600	1.0
	1,862.19	020800	3.5		1,937.33		9.0
	1,900.00	000100	7.5	Pinot Gris *	1,000.00	010700	12.3
	1,900.00	013600	1.4		1,500.00	000100	21.9
	1,900.00	018100	5.0		1,550.00	020800	2.4
	1,980.00	000100	1.4				
	1,980.00	017200	3.0				

TABLE 8: BASE PRICE PAID TO GROWERS FOR GRAPES CRUSHED AND DELIVERED TO CALIFORNIA PROCESSORS FROM THE 2024 CROP WITH BRIX FACTORS AND PURCHASED TONNAGE, BY TYPE, VARIETY, REPORTING DISTRICT WHERE GROWN, AND WEIGHTED AVERAGE BASE PRICE

District, Type, and Variety	Base Price Per Ton Dollars	Brix Factors Code ¹	Tons	District, Type, and Variety	Base Price Per Ton Dollars	Brix Factors Code ¹	Tons
DISTRICT 10 (Cont'd)							
Pinot Gris * (Cont'd)	1,850.00	000100	10.6		1,891.69	025450	1.6
	3,500.00	000100	0.9		1,997.10	027800	2.0
Wtd. Avg. Base & Total Tons	1,489.19		48.1		2,000.00	000100	9.8
					2,000.00	012400	2.0
Roussanne	1,300.00	000100	2.2		2,000.00	017200	0.4
	1,750.00	000100	2.2		2,100.00	000100	5.2
	1,800.00	000100	6.7		2,200.00	000100	1.3
	2,000.00	000100	1.0		2,200.00	018100	2.9
	2,000.00	017000	0.5		2,400.00	018100	4.9
	2,000.00	017200	1.3		2,400.00	020800	1.4
	2,000.00	020800	2.9		2,500.00	000100	2.0
	2,100.00	000100	1.6		2,800.00	000100	1.9
	2,300.00	018100	3.7		4,000.00	000100	0.5
	2,400.00	000100	5.8		4,000.00	002600	1.9
Wtd. Avg. Base & Total Tons	2,005.73		27.9	Wtd. Avg. Base & Total Tons	4,200.00	000100	0.5
					2,010.58		70.4
Sauvignon Blanc *	1,000.00	000100	16.0	Other White Wine ²	2,000.00	000100	1.6
	1,115.70	017800	2.4		2,300.00	013400	1.0
	1,300.00	000100	1.4		2,400.00	000100	0.4
	1,500.00	000100	127.1		2,430.00	011600	0.8
	1,650.00	000100	2.0		3,600.00	000100	1.3
	1,650.00	017200	1.7		3,600.00	024500	1.3
	1,700.00	000100	13.0	Wtd. Avg. Base & Total Tons	2,775.62		6.4
	1,750.00	017200	3.6				
	1,800.00	000100	17.6	Wine Grapes (Red)			
	1,800.00	017000	4.8	Aglianico	1,800.00	000100	0.9
	1,800.00	018100	9.7		1,800.00	014400	2.3
	1,800.00	021800	3.0		1,965.04	017000	5.8
	1,850.00	000100	7.7		2,000.00	000100	1.3
	1,850.00	017200	1.7		2,400.00	000100	0.7
	2,000.00	000100	9.3	Wtd. Avg. Base & Total Tons	1,948.84		11.0
	2,000.00	017000	4.1				
	2,000.00	018100	7.9	Alicante Bouschet *	1,300.00	000100	1.6
	2,000.00	020600	3.4		1,900.00	021200	2.7
	2,000.00	022900	2.1	Wtd. Avg. Base & Total Tons	1,676.74		4.3
	3,200.00	000100	8.1				
Wtd. Avg. Base & Total Tons	1,645.35		246.6	Barbera	800.00	000100	14.6
					1,160.00	000100	4.3
Semillon	1,500.00	000100	12.5		1,500.00	000100	0.9
	1,800.00	000100	2.0		1,600.00	000100	6.5
Wtd. Avg. Base & Total Tons	1,541.38		14.5		1,700.00	000100	5.3
					1,700.00	021000	3.0
Verdejo	1,500.00	020800	3.2		1,750.00	000100	42.0
Wtd. Avg. Base & Total Tons	1,500.00		3.2		1,750.00	021200	6.4
					1,768.89	000100	16.5
Verdelho	1,000.00	000100	7.0		1,800.00	000100	64.6
	1,200.00	000100	1.3		1,800.00	018100	6.7
	1,600.00	000100	4.3		1,800.00	025450	2.2
	2,000.00	000100	1.9		1,823.06	025100	3.2
Wtd. Avg. Base & Total Tons	1,326.90		14.5		1,830.00	000100	5.3
					1,840.05	017000	69.6
Vermentino *	1,600.00	015800	37.5		1,840.05	021000	24.4
	1,600.00	018100	7.3		1,850.00	000100	5.6
	1,900.00	000100	4.2		1,900.00	000100	18.7
	2,000.00	020600	1.6		1,900.00	025400	8.9
	2,300.00	000100	1.2		1,900.83	000100	3.4
	2,400.00	000100	4.1		1,944.60	000100	31.4
	2,500.00	000100	1.0		1,997.00	003200	6.1
	2,500.00	010700	1.0		2,000.00	000100	14.1
	2,500.00	012900	0.6		2,000.00	003200	31.7
	2,500.00	013400	1.8		2,000.00	018100	1.0
	2,800.00	000100	0.9		2,000.00	024500	3.3
	2,976.00	011600	1.0		2,000.00	029200	1.9
Wtd. Avg. Base & Total Tons	1,799.94		62.2		2,050.00	027800	8.2
					2,086.00	000100	1.1
Viognier	1,000.00	000100	1.9		2,200.00	018100	13.8
	1,000.00	012900	0.6		2,200.00	029200	3.3
	1,500.00	000100	4.9		2,300.00	011837	8.5
	1,500.00	024500	1.1		2,600.00	000100	0.9
	1,600.00	000100	1.0		2,800.00	000100	1.1
	1,650.00	000100	5.0		2,800.00	017000	1.2
	1,700.00	000100	3.1		3,000.00	000100	1.1
	1,800.00	000100	11.7				
	1,837.01	021000	2.8				

**TABLE 8: BASE PRICE PAID TO GROWERS FOR GRAPES CRUSHED AND DELIVERED TO CALIFORNIA PROCESSORS
FROM THE 2024 CROP WITH BRIX FACTORS AND PURCHASED TONNAGE, BY TYPE, VARIETY, REPORTING DISTRICT
WHERE GROWN, AND WEIGHTED AVERAGE BASE PRICE**

District, Type, and Variety	Base Price	Brix	Tons	District, Type, and Variety	Base Price	Brix	Tons
	Per Ton	Factors			Per Ton	Factors	
	Dollars	Code ¹			Dollars	Code ¹	
DISTRICT 10 (Cont'd)				Counoise	1,800.00	000100	1.0
Barbera (Cont'd)	3,400.00	000100	4.1		2,200.00	000100	2.4
	3,500.00	000100	1.7		2,200.00	017000	0.3
Wtd. Avg. Base & Total Tons	1,862.88		446.6		2,800.00	000100	1.0
				Wtd. Avg. Base & Total Tons	2,242.55		4.7
Cabernet Franc	700.00	000100	0.8	Dolcetto	1,800.00	000100	11.2
	1,400.00	000100	0.9		1,950.00	000100	1.5
	1,600.00	000100	0.5	Wtd. Avg. Base & Total Tons	1,817.72		12.7
	1,800.00	000100	138.8	Freisa	1,600.00	017000	8.7
	1,868.93	025100	1.2	Wtd. Avg. Base & Total Tons	1,600.00		8.7
	1,900.00	000100	1.5	Gamay Noir Au Jus Blanc	2,500.00	010900	1.4
	2,000.00	000100	5.9		2,800.00	000100	10.2
	2,000.00	020600	1.7		2,800.00	011100	14.3
	2,021.25	028000	2.5	Wtd. Avg. Base & Total Tons	2,783.78		25.9
	2,100.00	000100	10.5	Graciano	2,235.00	011600	0.8
	2,200.00	000100	1.9		3,600.00	000100	0.1
	2,300.00	016800	0.9	Wtd. Avg. Base & Total Tons	2,386.67		0.9
	2,300.00	018100	12.4	Grenache *	500.00	000100	1.8
	2,500.00	017000	2.6		700.00	000100	1.1
Wtd. Avg. Base & Total Tons	1,892.72		186.0		1,200.00	020300	0.8
Cabernet Sauvignon	200.00	024800	0.1		1,300.00	000100	0.5
	1,000.00	000100	502.2		1,500.00	000100	1.0
	1,200.00	027700	2.4		1,600.00	000100	4.2
	1,400.00	000100	11.8		1,700.00	000100	1.4
	1,500.00	000100	10.7		1,800.00	000100	9.9
	1,500.00	023650	2.6		1,800.00	018100	8.6
	1,600.00	000100	3.9		1,850.00	000100	3.9
	1,700.00	000100	13.5		1,925.00	000100	3.2
	1,700.00	018100	18.2		2,000.00	000100	43.7
	1,750.00	000100	0.6		2,000.00	017000	1.8
	1,750.00	021200	0.5		2,000.00	017200	2.2
	1,797.67	024800	10.0		2,000.00	017400	4.5
	1,800.00	000100	487.9		2,100.00	000100	2.6
	1,800.00	014400	5.8		2,200.00	000100	4.9
	1,800.00	024800	86.0		2,200.00	017000	1.2
	1,900.00	000100	1.8		2,200.00	023500	3.3
	1,900.00	018100	10.0		2,200.00	027800	3.9
	1,950.00	000100	0.9		2,300.00	012170	2.3
	1,950.00	021200	2.0		2,300.00	018100	2.4
	2,000.00	000100	40.0		2,300.00	020600	1.4
	2,100.00	021000	2.1		2,500.00	000100	2.3
	2,100.00	021800	2.6		2,600.00	000100	9.7
	2,200.00	024800	46.1		2,800.00	000100	3.5
	2,250.00	018100	22.1		3,000.00	013100	2.1
	2,400.00	018100	18.1		3,067.00	011600	0.9
	2,400.00	027700	0.7		3,500.00	000100	0.2
	2,500.00	000100	4.6		3,800.00	024500	1.4
	3,500.00	000100	13.2		4,000.00	000100	1.9
Wtd. Avg. Base & Total Tons	1,542.69		1,320.4	Wtd. Avg. Base & Total Tons	2,124.59		134.8
Carignane	1,190.00	011600	0.7	Lagrein	900.00	010700	1.0
	2,000.00	000100	1.0		1,800.00	000100	2.0
	2,200.00	000100	1.0		2,000.00	000100	1.1
	2,600.00	000100	1.7		2,500.00	000100	3.1
Wtd. Avg. Base & Total Tons	2,148.41		4.4	Wtd. Avg. Base & Total Tons	2,006.94		7.2
Charbono	1,600.00	000100	0.5	Malbec	1,000.00	000100	112.8
	1,800.00	000100	3.7		1,500.00	029200	2.0
	1,800.00	025450	1.7		1,600.00	000100	4.1
	1,850.00	000100	3.4		1,750.00	021200	1.0
	2,000.00	000100	1.8		1,850.00	000100	2.0
Wtd. Avg. Base & Total Tons	1,838.74		11.1		1,900.00	000100	2.0
Cinsaut *	1,450.00	000100	8.8		1,950.00	000100	1.3
	1,500.00	000100	0.9		2,000.00	000100	40.7
	1,800.00	000100	4.6		2,000.00	025450	1.5
	1,800.00	024600	3.4		2,100.00	000100	3.5
	2,000.00	000100	3.7		2,500.00	000100	4.2
	2,200.00	000100	2.5				
	2,275.00	011600	1.2				
	2,800.00	000100	0.5				
Wtd. Avg. Base & Total Tons	1,778.91		25.6				

TABLE 8: BASE PRICE PAID TO GROWERS FOR GRAPES CRUSHED AND DELIVERED TO CALIFORNIA PROCESSORS FROM THE 2024 CROP WITH BRIX FACTORS AND PURCHASED TONNAGE, BY TYPE, VARIETY, REPORTING DISTRICT WHERE GROWN, AND WEIGHTED AVERAGE BASE PRICE

District, Type, and Variety	Base Price	Brix	Tons	District, Type, and Variety	Base Price	Brix	Tons
	Per Ton	Factors			Per Ton	Factors	
	Dollars	Code ¹			Dollars	Code ¹	
DISTRICT 10 (Cont'd)							
Malbec (Cont'd)	3,500.00	000100	1.9	Petit Verdot	1,000.00	000100	148.1
	4,002.75	011600	0.8		1,600.00	000100	0.4
Wtd. Avg. Base & Total Tons	1,384.97		177.8		1,700.00	000100	0.6
Merlot	1,000.00	000100	46.2		1,800.00	000100	2.4
	1,600.00	000100	0.4		2,000.00	000100	30.4
	1,700.00	000100	7.6		2,200.00	018100	2.7
	1,800.00	000100	114.3	Wtd. Avg. Base & Total Tons	2,500.00	000100	1.1
	2,000.00	000100	8.8		1,203.93		185.7
	2,000.00	021000	1.0	Petite Sirah	240.00	014400	5.0
	2,400.00	018100	16.0		850.00	000100	1.0
	3,500.00	000100	8.5		1,500.00	000100	2.0
	6,706.00	003400	3.0		1,600.00	000100	2.9
Wtd. Avg. Base & Total Tons	1,814.23		205.8		1,600.00	024800	23.1
Mission *	1,050.00	000100	7.4		1,650.00	002600	12.6
	1,800.00	000100	0.5		1,700.00	000100	1.1
	2,500.00	000100	0.3		1,725.00	000100	8.2
	2,800.00	000100	5.7		1,750.00	000100	1.0
	3,500.00	000100	0.2		1,798.76	027800	13.9
Wtd. Avg. Base & Total Tons	1,849.65		14.1		1,800.00	000100	3.1
Montepulciano	1,500.00	000100	1.6		1,835.16	025100	4.1
	1,500.00	011600	0.5		1,850.00	000100	10.4
	1,800.00	014400	2.5		1,875.00	000100	2.0
	1,900.00	000100	1.7		1,875.00	021200	2.4
Wtd. Avg. Base & Total Tons	1,726.98		6.3		1,900.00	000100	5.9
Mourvedre *	800.00	000100	1.5		1,950.00	000100	16.4
	1,000.00	014400	0.8		1,950.00	025450	1.5
	1,200.00	020460	0.8		2,000.00	000100	9.1
	1,350.00	000100	2.0		2,000.00	002600	14.8
	1,450.00	000100	7.9		2,000.00	018100	10.3
	1,640.00	000100	0.2		2,000.00	020800	1.9
	1,750.00	000100	1.9		2,000.00	027800	1.9
	1,800.00	000100	2.5		2,064.00	000100	3.8
	1,850.00	000100	1.0		2,200.00	000100	4.3
	1,875.00	000100	5.5		2,250.00	000100	7.3
	2,000.00	000100	24.4		2,300.00	006250	2.0
	2,000.00	017000	1.3		2,327.00	003200	2.8
	2,000.00	018100	5.9		2,400.00	000100	8.1
	2,049.00	012900	3.4		2,400.00	018100	2.9
	2,200.00	000100	8.4		2,445.00	011600	0.9
	2,250.00	000100	1.6		2,500.00	020460	1.0
	2,300.00	006250	1.3		2,657.00	003200	1.1
	2,347.75	011600	1.8		3,500.00	000100	3.2
	2,500.00	000100	2.6		4,000.00	000100	5.9
	2,600.00	000100	4.9	Wtd. Avg. Base & Total Tons	4,200.00	000100	4.3
	2,800.00	000100	7.5		2,001.21		202.2
	4,000.00	000100	3.1	Pinot Noir *	1,800.00	000100	0.1
	4,200.00	000100	1.4		1,900.00	010700	3.0
Wtd. Avg. Base & Total Tons	2,131.00		91.7		2,000.00	000100	7.5
Muscat Hamburg *	1,800.00	000100	2.2		2,500.00	000100	5.2
Wtd. Avg. Base & Total Tons	1,800.00		2.2		3,500.00	000100	6.0
Nebbiolo	2,200.00	000100	2.4	Wtd. Avg. Base & Total Tons	2,517.43		21.8
	2,700.00	011600	1.8	Primitivo	900.00	000100	4.0
Wtd. Avg. Base & Total Tons	2,414.29		4.2		1,000.00	000100	0.8
Negroamaro	2,400.00	000100	1.0		1,400.00	000100	1.7
Wtd. Avg. Base & Total Tons	2,400.00		1.0		1,500.00	000100	21.5
Nero D'avola *	1,750.00	000100	1.0		1,575.00	000100	8.9
	1,800.00	014400	2.3		1,600.00	000100	7.0
	2,000.00	000100	7.2		1,675.00	024800	1.8
	2,000.00	011600	1.5		1,700.00	000100	7.7
	2,000.00	021500	1.0		1,750.00	000100	2.6
	2,000.00	024500	0.9		1,800.00	000100	6.0
	2,150.00	022700	2.7		1,800.00	014400	8.2
Wtd. Avg. Base & Total Tons	1,981.63		16.6		2,000.00	024800	1.7
					2,100.00	000100	5.0
					2,100.00	011600	1.0
					2,400.00	018100	5.1
				Wtd. Avg. Base & Total Tons	1,671.11		83.0
				Sangiovese *	350.00	024800	2.2
					500.00	018100	0.9
					800.00	000100	3.5
					1,200.00	000100	1.3

TABLE 8: BASE PRICE PAID TO GROWERS FOR GRAPES CRUSHED AND DELIVERED TO CALIFORNIA PROCESSORS FROM THE 2024 CROP WITH BRIX FACTORS AND PURCHASED TONNAGE, BY TYPE, VARIETY, REPORTING DISTRICT WHERE GROWN, AND WEIGHTED AVERAGE BASE PRICE

District, Type, and Variety	Base Price	Brix	Tons	District, Type, and Variety	Base Price	Brix	Tons
	Per Ton	Factors			Per Ton	Factors	
	Dollars	Code ¹			Dollars	Code ¹	
DISTRICT 10 (Cont'd)							
Sangiovese * (Cont'd)	1,300.00	000100	2.0		2,200.00	023650	4.4
	1,500.00	000100	2.8		2,200.00	025150	1.9
	1,600.00	000100	3.3		2,300.00	000100	2.0
	1,750.00	000100	2.1		2,400.00	020460	1.4
	1,750.00	021200	3.5		2,431.01	000100	13.6
	1,788.87	021000	17.4		2,800.00	000100	0.2
	1,788.94	025100	2.2		3,500.00	000100	3.5
	1,800.00	000100	6.0		3,600.00	000100	2.0
	1,800.00	020800	0.9		4,151.00	011600	0.8
	1,800.00	021800	2.2	Wtd. Avg. Base & Total Tons	2,240.44		60.4
	1,900.00	000100	1.5	Teroldego	2,000.00	024800	2.8
	1,950.00	000100	1.8		2,200.00	000100	1.6
	2,200.00	000100	4.2	Wtd. Avg. Base & Total Tons	2,072.73		4.4
	2,200.00	013600	2.1	Tinta Cao	1,650.00	000100	6.5
	2,200.00	018100	10.0	Wtd. Avg. Base & Total Tons	1,650.00		6.5
Wtd. Avg. Base & Total Tons	1,765.06		71.2	Touriga Nacional *	1,400.00	007600	3.4
Souzao	1,750.00	021200	1.4		1,600.00	000100	4.0
	2,000.00	024300	0.8		1,975.00	000100	2.5
Wtd. Avg. Base & Total Tons	1,840.91		2.2		2,000.00	024300	0.6
Syrah *	1,000.00	017000	1.2		2,000.00	024500	3.2
	1,500.00	000100	5.3		2,200.00	000100	2.1
	1,500.00	020800	1.6		3,500.00	000100	2.4
	1,500.00	023650	2.8	Wtd. Avg. Base & Total Tons	2,017.45		18.2
	1,600.00	024800	30.3	Valdiguie *	1,800.00	000100	2.7
	1,700.00	000100	2.1		1,900.00	010700	1.1
	1,800.00	000100	80.1		2,500.00	000100	0.3
	1,800.00	014400	5.8		2,600.00	013600	2.0
	1,802.00	024800	3.0		2,800.00	000100	16.0
	1,850.00	000100	18.6		2,900.00	000100	5.7
	1,900.00	000100	3.9	Wtd. Avg. Base & Total Tons	2,670.14		27.8
	1,978.00	011600	2.3	Zinfandel	600.00	014400	9.4
	1,997.00	003200	1.7		750.00	013100	1.1
	2,000.00	000100	63.3		850.00	000100	2.1
	2,000.00	017400	1.4		900.00	000100	1.8
	2,000.00	020460	0.8		917.00	069478	150.0
	2,000.00	024500	10.4		1,300.00	000100	5.4
	2,047.03	025100	1.6		1,300.00	024500	39.3
	2,100.00	000100	5.4		1,450.00	000100	2.3
	2,100.00	021600	2.6		1,463.42	017800	1.9
	2,150.00	025450	7.1		1,500.00	000100	39.9
	2,168.00	000100	1.2		1,600.00	021200	4.7
	2,200.00	000100	4.0		1,600.00	024500	2.0
	2,200.00	023650	54.6		1,650.00	000100	15.4
	2,250.00	000100	5.9		1,650.00	002600	14.7
	2,300.00	012900	10.3		1,662.00	011600	1.3
	2,300.00	024500	8.4		1,700.00	000100	101.7
	2,400.00	018100	10.0		1,731.56	000100	69.7
	2,400.00	020800	0.6		1,731.56	027800	256.7
	2,500.00	000100	1.9		1,738.00	000100	7.3
	2,600.00	000100	1.5		1,738.29	025100	1.5
	2,800.00	000100	0.9		1,750.00	000100	56.5
	3,000.00	024500	4.0		1,800.00	000100	24.1
	3,500.00	000100	5.0		1,800.00	002600	44.6
	3,500.00	024500	2.9		1,800.00	018100	3.9
	3,900.00	000100	2.3		1,850.00	000100	74.1
	4,000.00	000100	9.1		1,850.00	018100	7.0
	4,200.00	000100	2.4		1,900.00	024800	49.0
Wtd. Avg. Base & Total Tons	2,084.10		376.3		1,925.00	002900	47.9
Tannat	1,700.00	000100	0.5		1,997.00	003200	8.2
	1,800.00	000100	1.9		2,000.00	000100	77.6
	1,950.00	021200	1.4		2,000.00	002600	40.8
	2,300.00	010900	0.9		2,000.00	024500	18.5
Wtd. Avg. Base & Total Tons	1,929.79		4.7		2,013.81	000100	3.6
Tempranillo *	1,500.00	000100	4.2		2,025.00	003200	108.2
	1,700.00	000100	1.7		2,050.00	003100	20.0
	1,800.00	000100	8.9		2,100.00	002600	50.1
	2,000.00	000100	8.8		2,107.00	003200	11.2
	2,000.00	024500	4.0		2,150.00	002600	52.3
	2,100.00	000100	3.0		2,200.00	000100	6.1
					2,200.00	018100	9.8

TABLE 8: BASE PRICE PAID TO GROWERS FOR GRAPES CRUSHED AND DELIVERED TO CALIFORNIA PROCESSORS FROM THE 2024 CROP WITH BRIX FACTORS AND PURCHASED TONNAGE, BY TYPE, VARIETY, REPORTING DISTRICT WHERE GROWN, AND WEIGHTED AVERAGE BASE PRICE

District, Type, and Variety	Base Price	Brix	Tons	District, Type, and Variety	Base Price	Brix	Tons
	Per Ton	Factors			Per Ton	Factors	
	Dollars	Code ¹			Dollars	Code ¹	
DISTRICT 10 (Cont'd)					490.00	054496	1,020.1
Zinfandel (Cont'd)	2,200.00	021800	2.5		500.00	000100	2,708.5
	2,238.00	000100	1.7		500.00	012610	560.0
	2,300.00	024500	3.9		500.00	014400	6.5
	2,400.00	000100	12.2		513.94	000100	575.6
	2,400.00	018100	21.8		525.00	000100	343.7
	2,500.00	000100	16.8		540.00	059595	1,219.5
	2,600.00	000100	9.0		540.00	062525	75.8
	2,800.00	000100	6.2		542.00	059595	931.5
	3,000.00	000100	2.0		550.00	000100	6,408.1
	3,350.00	003200	27.8		550.00	013400	77.9
	3,500.00	000100	11.5		550.00	059597	884.2
	3,500.00	020460	3.1		550.00	059825	201.2
Wtd. Avg. Base & Total Tons	1,806.78		1,560.2		565.00	059595	1,214.6
					565.00	059597	374.6
Other Red Wine ²	600.00	021000	205.1		565.00	059825	421.3
	1,000.00	000100	70.7		567.00	059595	2,623.0
	1,500.00	000100	4.9		567.00	059825	1,133.4
Wtd. Avg. Base & Total Tons	716.46		280.7		575.00	000100	2,009.4
					583.08	000100	221.5
					583.08	007600	320.0
					585.00	000100	530.7
DISTRICT 11					586.62	000100	740.3
Table Grapes					590.00	059825	104.5
Luisco	200.00	000100	25.8		600.00	000100	20,400.5
Wtd. Avg. Base & Total Tons	200.00		25.8		600.00	017000	2,947.4
					608.08	000100	144.4
Wine Grapes (White)					612.23	000100	93.4
Albarino *	300.00	000100	1.1		615.00	054496	313.7
	450.00	000100	26.7		615.00	059597	881.9
	600.00	000100	357.7		617.00	059595	1,133.3
	640.00	039815	179.2		617.00	059825	1,012.6
	640.00	039820	170.1		620.00	000100	265.6
	642.00	039815	259.5		625.00	000100	2,506.7
	650.00	039785	190.2		625.00	016300	1,380.6
	650.00	039820	294.8		628.08	000100	203.8
	665.00	039820	1,118.0		642.00	059595	3,456.2
	665.00	040790	131.5		642.00	059597	304.1
	750.00	011100	19.0		650.00	000100	959.4
	850.00	000100	97.0		650.00	016300	1,185.2
	1,000.00	000100	25.0		650.00	058790	181.1
	1,021.50	018100	25.6		650.00	059595	1,975.0
	1,250.00	000100	16.0		650.00	059825	201.3
	1,300.00	000100	6.1		665.00	059595	1,900.0
	1,500.00	000100	11.5		665.00	059825	1,184.2
	1,650.00	000100	3.9		667.00	059595	607.9
	1,650.00	008100	3.7		667.00	059825	382.9
	1,750.00	000100	2.2		670.00	059595	393.9
	1,796.00	020800	3.9		675.00	000100	356.4
	1,850.00	000100	3.9		700.00	000100	625.5
Wtd. Avg. Base & Total Tons	674.31		2,946.6		700.00	013400	1.0
					700.00	016300	1,063.2
Burger *	345.40	004900	1,560.3		725.00	000100	832.5
Wtd. Avg. Base & Total Tons	345.40		1,560.3		731.56	000100	437.9
					740.00	000100	397.7
Chardonnay *	150.00	000100	21.3		750.00	000100	21.5
	167.00	010900	454.0		800.00	007900	23.1
	200.00	000100	1,072.4		825.00	020800	169.6
	217.00	001400	827.4		837.00	017200	46.5
	217.00	010900	2,058.1		850.00	000100	6.1
	250.00	000100	61.4		875.00	020800	346.2
	250.00	021000	50.5		879.93	018100	428.9
	300.00	000100	482.5		950.00	020800	243.0
	300.00	021500	399.9		1,000.00	000100	15.2
	300.00	024500	84.9		1,000.00	022600	2.3
	350.00	000100	1,188.4		1,100.00	000100	175.5
	375.00	000100	804.9		1,300.00	006060	58.9
	400.00	000100	1,950.0		1,750.00	000100	8.4
	417.36	000100	2,141.6		1,750.00	010900	13.4
	425.00	000100	655.2		2,200.00	000100	5.2
	425.00	013400	1,066.5	Wtd. Avg. Base & Total Tons	554.40		95,317.0
	425.00	024500	287.7				
	450.00	000100	745.0				
	450.00	002000	6,637.8				
	450.00	007500	14.5				
	450.00	024500	119.6				
	475.00	000100	194.4				

**TABLE 8: BASE PRICE PAID TO GROWERS FOR GRAPES CRUSHED AND DELIVERED TO CALIFORNIA PROCESSORS
FROM THE 2024 CROP WITH BRIX FACTORS AND PURCHASED TONNAGE, BY TYPE, VARIETY, REPORTING DISTRICT
WHERE GROWN, AND WEIGHTED AVERAGE BASE PRICE**

District, Type, and Variety	Base Price	Brix	Tons	District, Type, and Variety	Base Price	Brix	Tons
	Per Ton	Factors			Per Ton	Factors	
	Dollars	Code ¹			Dollars	Code ¹	
DISTRICT 11 (Cont'd)				Picpoul Blanc	725.00	000100	51.2
Chenin Blanc	350.00	000100	185.7		1,525.00	000100	7.5
	415.00	037780	1,004.2		1,700.00	000100	4.6
	450.00	000100	546.5		1,750.00	000100	7.0
	500.00	000100	705.6		1,850.00	000100	1.0
Wtd. Avg. Base & Total Tons	442.45		2,442.0	Wtd. Avg. Base & Total Tons	988.46		71.3
Clairette Blanche	1,700.00	000100	4.8	Pinot Blanc	900.00	000100	0.4
Wtd. Avg. Base & Total Tons	1,700.00		4.8	Wtd. Avg. Base & Total Tons	900.00		0.4
Falaghina Greco	1,450.00	000100	4.8	Pinot Gris *	200.00	000100	443.1
Wtd. Avg. Base & Total Tons	1,450.00		4.8		300.00	000100	2.2
Fiano	1,000.00	000100	2.0		350.00	000100	25.5
	1,800.00	000100	2.2		400.00	000100	187.1
Wtd. Avg. Base & Total Tons	1,419.05		4.2		400.00	009400	1,252.8
French Colombard	275.00	001300	1,811.3		400.00	009500	190.5
	345.40	007600	461.0		400.00	011300	220.3
	400.00	000100	3,389.4		425.00	009400	224.3
Wtd. Avg. Base & Total Tons	355.56		5,661.7		450.00	000100	853.5
Gewurztraminer	200.00	000100	129.7		450.00	009400	76.4
	217.00	007900	66.7		470.00	000100	357.8
	615.00	039820	600.0		475.00	009300	304.0
	800.00	000100	193.7		500.00	000100	8,021.3
	900.00	000100	1.0		500.00	009000	4,604.6
Wtd. Avg. Base & Total Tons	570.35		991.1		510.00	000100	1,819.1
Grenache Blanc *	217.00	007900	101.5		550.00	000100	1,262.2
	725.00	000100	35.0		550.00	009300	86.2
	850.00	000100	3.5		550.00	038213	416.0
	950.00	000100	56.6		550.00	040300	23.7
	1,500.00	000100	11.2		550.00	040795	307.5
	1,700.00	010900	2.1		565.00	038213	477.6
	2,000.00	000100	0.5		565.00	039715	514.1
Wtd. Avg. Base & Total Tons	596.56		210.4		565.00	039720	1,208.0
Grenache Gris *	1,000.00	000100	2.1		567.00	038170	361.4
Wtd. Avg. Base & Total Tons	1,000.00		2.1		567.00	038213	826.6
Gruner Veltliner	500.00	000100	21.7		567.00	039715	309.7
	950.00	000100	7.3		575.00	000100	419.0
	1,000.00	000100	2.0		590.00	038213	90.4
	1,350.00	000100	2.7		590.00	039708	540.0
Wtd. Avg. Base & Total Tons	695.25		33.7		592.00	039715	180.0
Malvasia Bianca	100.00	000100	168.9		600.00	000100	11,466.7
	375.00	000800	19.9		600.00	004950	186.3
	415.00	038203	720.0		600.00	009300	312.6
Wtd. Avg. Base & Total Tons	355.58		908.8		600.00	009400	327.8
Marsanne	450.00	011100	26.1		600.00	015500	135.2
Wtd. Avg. Base & Total Tons	450.00		26.1		600.00	040793	363.2
Muscat Blanc *	200.00	000100	4.4		601.86	000100	190.8
	300.00	000100	53.0		601.86	013100	552.4
	325.00	000100	358.8		601.86	015500	235.8
	390.00	038213	200.0		601.86	017000	552.2
	500.00	000100	1,208.9		603.21	040795	301.5
	1,200.00	000100	2.1		612.11	000100	925.9
	1,800.00	000100	8.2		612.11	015300	225.3
Wtd. Avg. Base & Total Tons	453.92		1,835.4		615.00	038213	972.4
Muscat Of Alexandria	1,000.00	037100	0.5		615.00	039715	596.8
Wtd. Avg. Base & Total Tons	1,000.00		0.5		615.00	039720	190.9
Muscat Orange	217.00	001400	35.3		617.00	038213	1,608.1
	450.00	000100	58.1		620.00	038213	797.9
	450.00	037435	84.3		625.00	000100	65.5
	500.00	000100	196.6		625.00	011500	1,011.5
	1,100.00	000100	3.4		625.00	015500	608.7
	1,700.00	000100	3.2		632.11	000100	71.6
Wtd. Avg. Base & Total Tons	470.52		380.9		640.00	000100	97.6
					650.00	011500	4,861.8
					650.00	015500	484.3
					650.00	038213	401.3
					650.00	039720	80.9
					670.00	038213	241.5
					757.50	000100	105.8
					817.00	059593	550.6
					850.00	014400	10.2
					1,298.00	017800	3.7
Wtd. Avg. Base & Total Tons	470.52		380.9	Wtd. Avg. Base & Total Tons	1,500.00	000100	3.8
					564.82		54,145.5

**TABLE 8: BASE PRICE PAID TO GROWERS FOR GRAPES CRUSHED AND DELIVERED TO CALIFORNIA PROCESSORS
FROM THE 2024 CROP WITH BRIX FACTORS AND PURCHASED TONNAGE, BY TYPE, VARIETY, REPORTING DISTRICT
WHERE GROWN, AND WEIGHTED AVERAGE BASE PRICE**

District, Type, and Variety	Base Price	Brix	Tons	District, Type, and Variety	Base Price	Brix	Tons
	Per Ton	Factors			Per Ton	Factors	
	Dollars	Code ¹			Dollars	Code ¹	
DISTRICT 11 (Cont'd)							
Ribolla Gialla *	1,600.00	017900	3.4	Symphony	217.00	007900	479.0
	1,850.00	000100	2.8		425.00	000100	174.7
Wtd. Avg. Base & Total Tons	1,712.90		6.2		800.00	018100	48.9
				Wtd. Avg. Base & Total Tons	309.29		702.6
Roussanne	900.00	000100	0.4	Torrontes	1,000.00	000100	5.6
	900.00	018100	31.1		1,500.00	000100	7.4
	1,000.00	000100	3.9		1,500.00	010700	10.1
Wtd. Avg. Base & Total Tons	911.02		35.4		1,500.00	011800	2.0
					1,600.00	000100	1.5
Sauvignon Blanc *	167.00	000600	209.0	Wtd. Avg. Base & Total Tons	1,400.38		26.6
	200.00	000100	260.3	Verdejo	217.00	007900	28.1
	217.00	007900	626.2	Wtd. Avg. Base & Total Tons	217.00		28.1
	250.00	000100	635.2	Verdelho	217.00	001400	62.9
	250.00	017000	195.2		217.00	007900	375.0
	300.00	000100	1,018.6		575.00	000100	629.3
	300.00	008200	301.9		600.00	000100	1,141.0
	300.00	009400	86.0		625.00	000100	109.2
	300.00	011600	146.7		1,000.00	000100	4.5
	350.00	000100	182.6		1,250.00	000100	15.1
	375.00	009400	95.2		1,500.00	011800	1.1
	400.00	000100	473.1		1,550.00	000100	4.3
	415.00	000100	191.0	Wtd. Avg. Base & Total Tons	1,600.00	000100	1.0
	450.00	000100	303.0		530.43		2,343.4
	500.00	000100	7,507.5	Vermentino *	217.00	007900	171.5
	500.00	013100	3.4		450.00	000100	69.9
	515.00	039708	484.8		550.00	000100	604.2
	540.00	037655	202.7		600.00	000100	180.7
	540.00	038203	311.8		1,250.00	000100	37.1
	540.00	039708	2,128.1		1,250.00	010700	1.9
	541.97	000100	278.6		1,500.00	000100	8.1
	545.00	039708	149.7		1,500.00	012200	1.8
	550.00	000100	3,124.0		2,000.00	000100	1.2
	550.00	009400	657.2	Wtd. Avg. Base & Total Tons	534.56		1,076.4
	550.00	011100	360.1	Viognier	200.00	000100	34.7
	565.00	000600	217.0		450.00	000100	671.6
	565.00	038213	107.0		450.00	067893	258.8
	567.00	037437	660.9		450.00	070436	221.4
	567.00	038213	256.4		517.00	069478	482.5
	567.00	039708	367.2		535.00	000100	146.8
	569.85	000100	544.3		540.00	069478	171.6
	570.00	000100	43.7		550.00	000100	118.2
	575.00	000100	2,190.4		565.00	069478	385.2
	590.63	000100	217.3		565.00	069483	136.1
	600.00	000100	2,150.1		567.00	067893	640.0
	600.00	011100	509.8		575.00	000100	466.8
	600.00	011300	189.0		583.57	000100	367.4
	600.00	014400	18.0		592.00	070467	511.6
	600.00	037655	339.2		600.00	000100	1,156.2
	615.00	039815	260.0		625.00	017200	95.6
	617.00	037655	596.7		635.00	017200	126.9
	625.00	000100	487.4		650.00	069478	173.9
	642.00	038170	306.0		665.00	070454	185.2
	650.00	000100	1,317.0		700.00	000100	6.9
	651.31	000100	1.9		725.00	017200	294.0
	664.00	017000	179.2		800.00	000100	26.2
	700.00	000100	164.4		950.00	000100	1.0
	700.00	017000	54.7		1,000.00	000100	10.0
	715.00	000100	94.9		1,800.00	000100	4.8
	725.00	000100	15.7		2,000.00	000100	0.5
	800.00	000100	103.2	Wtd. Avg. Base & Total Tons	565.26		6,693.9
	800.00	018100	14.9	White Riesling *	167.00	000800	170.3
	837.00	017200	20.8		167.00	007900	605.6
	854.78	018100	166.0		200.00	000100	7.3
	950.00	000100	1.6		217.00	007900	92.2
	950.00	017200	266.5		550.00	000100	343.0
	1,000.00	017000	228.2		615.00	038213	720.0
	1,100.00	000100	5.2		1,100.00	000100	3.3
	1,150.00	000100	5.4		2,000.00	000100	2.0
Wtd. Avg. Base & Total Tons	527.22		32,031.9	Wtd. Avg. Base & Total Tons	406.50		1,943.7
Semillon	465.00	000100	536.0				
	800.00	000100	21.4				
Wtd. Avg. Base & Total Tons	477.86		557.4				

**TABLE 8: BASE PRICE PAID TO GROWERS FOR GRAPES CRUSHED AND DELIVERED TO CALIFORNIA PROCESSORS
FROM THE 2024 CROP WITH BRIX FACTORS AND PURCHASED TONNAGE, BY TYPE, VARIETY, REPORTING DISTRICT
WHERE GROWN, AND WEIGHTED AVERAGE BASE PRICE**

District, Type, and Variety	Base Price	Brix	Tons	District, Type, and Variety	Base Price	Brix	Tons
	Per Ton	Factors			Per Ton	Factors	
	Dollars	Code ¹			Dollars	Code ¹	
DISTRICT 11 (Cont'd)					550.00	000100	5,029.9
Other White Wine ²	400.00	000100	1,507.9		550.00	018100	360.1
	500.00	000100	500.0		550.00	067603	80.7
	900.00	000100	0.6		565.00	067605	2,585.7
	1,000.00	000100	5.2		567.00	067605	1,505.9
	1,800.00	000100	2.0		567.00	067607	403.1
Wtd. Avg. Base & Total Tons	427.89		2,015.7		575.00	067605	139.8
					590.00	067605	45.8
Wine Grapes (Red)					600.00	000100	6,659.2
Aglianico	750.00	000100	46.4		600.00	061300	24.0
	900.00	000100	0.6		600.00	067605	1,022.3
	1,000.00	000100	1.3		600.00	068300	35.8
Wtd. Avg. Base & Total Tons	758.59		48.3		615.00	067605	1,612.4
					617.00	067606	945.1
Alicante Bouschet *	50.00	000100	47.6		625.00	000100	2,610.2
	150.00	000100	63.1		640.00	067605	1,489.6
	250.00	000100	24.0		642.00	067605	500.0
	650.00	000100	67.1		650.00	000100	12,061.2
	1,000.00	000100	5.2		650.00	021200	553.3
	1,150.00	000100	0.7		650.00	021500	1,147.9
	1,250.00	000100	2.1		650.00	023100	1,336.6
Wtd. Avg. Base & Total Tons	334.08		209.8		650.00	023400	246.1
					650.00	064800	91.5
Barbera	300.00	000100	5.6		650.00	067605	3,827.3
	775.00	000100	306.5		650.00	067606	246.1
	800.00	014400	8.2		650.00	067607	1,602.6
	900.00	000100	5.4		650.00	067893	186.5
	1,000.00	000100	5.3		650.00	068300	270.5
	1,000.00	027500	2.2		650.00	069800	359.1
	1,100.00	000100	12.8		665.00	067605	1,166.9
	1,200.00	000100	6.0		665.00	067606	192.1
	1,400.00	000100	10.7		667.00	067605	1,573.5
	1,600.00	000100	1.7		673.90	000100	1,372.2
	1,625.00	000100	7.9		674.62	000100	402.1
	1,700.00	024500	3.2		675.00	000100	1,593.6
Wtd. Avg. Base & Total Tons	839.93		375.5		678.52	000100	5,180.7
					678.52	017000	504.8
Cabernet Franc	550.00	000100	249.1		678.52	020800	1,634.7
	750.00	000100	96.1		679.00	000100	236.4
	850.00	000100	5.5		685.00	000100	141.7
	850.00	018100	25.2		685.69	000100	929.3
	859.86	000100	67.0		685.69	017200	374.2
	900.00	018100	187.8		685.69	020800	394.6
	1,050.00	000100	143.9		687.52	000100	267.2
	1,100.00	000100	3.9		695.00	000100	1.0
	1,289.79	018100	108.3		699.99	000100	9.8
	1,650.00	024500	1.0		700.00	000100	9,589.4
Wtd. Avg. Base & Total Tons	2,500.00	000100	5.8		710.69	000100	265.5
	865.07		893.6		715.69	000100	168.5
					719.97	000100	42.2
Cabernet Sauvignon	150.00	000100	138.7		723.53	000100	957.4
	250.00	000100	1,043.9		725.00	000100	334.7
	250.00	021600	46.4		730.00	000100	332.9
	250.00	025300	249.3		730.69	000100	169.3
	275.00	000100	218.8		735.69	000100	303.7
	295.00	000100	71.2		750.00	000100	6,967.0
	300.00	000100	954.8		750.00	021200	309.7
	300.00	021600	623.3		750.00	021500	397.0
	300.00	025300	47.0		750.00	023100	735.0
	325.00	000100	212.3		750.00	023400	352.6
	350.00	000100	675.5		750.00	025100	65.7
	350.00	018100	207.7		775.00	000100	22.2
	350.00	021200	174.8		800.00	000100	3,994.3
	365.00	000100	1,886.7		800.00	018100	120.3
	375.00	000100	930.1		800.00	021000	26.8
	400.00	000100	285.0		815.00	000100	194.2
	425.00	023400	991.8		825.00	000100	352.9
	425.00	024800	822.0		850.00	000100	163.6
	450.00	000100	22.2		850.00	018100	708.6
	450.00	067890	6,776.8		875.00	000100	198.6
	490.00	000100	57.0		900.00	000100	1,905.5
	497.68	000100	353.0		900.00	018100	212.3
	500.00	000100	129.7		900.00	026800	286.5
	515.00	067893	913.9		918.00	000100	30.0
	540.00	067605	56.6		950.00	000100	380.5

TABLE 8: BASE PRICE PAID TO GROWERS FOR GRAPES CRUSHED AND DELIVERED TO CALIFORNIA PROCESSORS FROM THE 2024 CROP WITH BRIX FACTORS AND PURCHASED TONNAGE, BY TYPE, VARIETY, REPORTING DISTRICT WHERE GROWN, AND WEIGHTED AVERAGE BASE PRICE

District, Type, and Variety	Base Price Per Ton Dollars	Brix Factors Code ¹	Tons	District, Type, and Variety	Base Price Per Ton Dollars	Brix Factors Code ¹	Tons
DISTRICT 11 (Cont'd)				Grenache *	150.00	000100	1.8
Cabernet Sauvignon (Cont'd)	975.00	000100	9.0		450.00	002300	409.4
	1,000.00	000100	161.8		500.00	000100	56.0
	1,000.00	024800	203.6		500.00	014400	0.3
	1,000.00	025100	254.6		650.00	000100	27.8
	1,010.85	018100	757.9		700.00	000100	20.2
	1,050.00	000100	1,004.6		800.00	000100	31.0
	1,075.00	002600	741.8		900.00	000100	6.5
	1,100.00	025100	520.9		1,000.00	000100	4.4
	1,150.00	025100	440.1		1,200.00	013100	35.2
	1,150.00	027100	180.3		1,500.00	000100	15.7
	1,150.00	027600	208.6		1,600.00	000100	2.2
	1,200.00	000100	7.5		1,650.00	000100	5.0
	1,200.00	025300	130.7		1,800.00	000100	4.8
	1,300.00	025100	1,058.0		2,141.00	000100	3.1
	1,450.00	000100	6.4	Wtd. Avg. Base & Total Tons	597.93		623.4
	1,500.00	000100	677.4				
	1,600.00	017900	3.2	Grignolino	2,000.00	000100	0.5
	1,650.00	000100	11.4	Wtd. Avg. Base & Total Tons	2,000.00		0.5
	1,700.00	024500	4.4				
	1,750.00	000100	1.8	Malbec	150.00	000100	2.1
	1,750.00	024500	1.1		200.00	000100	23.5
	2,000.00	000100	297.7		300.00	000100	3.7
Wtd. Avg. Base & Total Tons	660.71		117,111.3		350.00	067606	1,095.5
					500.00	000100	1,115.2
Carignane	600.00	000100	15.2		517.00	067606	101.5
	800.00	000100	20.2		575.00	000100	141.0
	864.53	000100	291.5		600.00	000100	50.5
	900.00	018100	15.1		620.89	000100	79.0
	919.00	000100	24.1		621.02	020800	23.2
	1,150.00	000100	4.2		625.00	000100	71.1
	1,350.00	017000	2.7		650.00	000100	1,079.1
	1,400.00	000100	21.2		650.00	022900	178.8
	1,500.00	000100	42.5		650.00	067603	324.0
	1,750.00	000100	2.2		650.00	067605	961.8
	1,750.00	021000	8.7		675.00	000100	293.2
	1,750.00	022600	4.4		700.00	000100	766.7
	1,800.00	000100	4.6		750.00	000100	1,409.6
Wtd. Avg. Base & Total Tons	985.52		456.6		800.00	000100	0.5
					1,050.00	000100	123.8
Carmenere	800.00	018100	9.8		1,600.00	000100	2.5
	1,050.00	000100	2.7		1,650.00	024500	1.7
Wtd. Avg. Base & Total Tons	854.00		12.5	Wtd. Avg. Base & Total Tons	611.79		7,848.0
Charbono	1,500.00	021200	4.9	Mencia	1,500.00	000100	1.9
	1,500.00	025450	1.5		1,500.00	011800	1.1
	1,600.00	000100	1.0		1,500.00	017200	4.0
Wtd. Avg. Base & Total Tons	1,513.51		7.4		1,600.00	000100	1.0
				Wtd. Avg. Base & Total Tons	1,512.50		8.0
Cinsaut *	1,000.00	000100	8.7				
	1,250.00	000100	8.4	Merlot	150.00	000100	3.6
	1,400.00	011100	2.2		200.00	000100	157.0
	1,500.00	000100	19.3		275.00	000100	71.6
	2,000.00	000100	2.7		300.00	000100	27.8
	3,600.00	018100	31.5		425.00	000100	6.7
Wtd. Avg. Base & Total Tons	2,335.58		72.8		450.00	000100	509.1
					450.00	067605	4,957.7
Counoise	1,700.00	000100	1.8		475.00	000100	1,002.7
	1,800.00	000100	3.3		500.00	000100	446.9
Wtd. Avg. Base & Total Tons	1,764.71		5.1		500.00	021000	238.6
					500.00	067605	156.5
Dolcetto	657.00	000100	125.8		515.00	067605	294.0
	800.00	000100	5.0		517.00	067605	1,034.2
	1,600.00	027560	2.1		517.00	067607	1,752.4
Wtd. Avg. Base & Total Tons	677.28		132.9		525.00	000100	342.5
					540.00	067605	372.3
Dornfelder	350.00	063560	217.7		550.00	000100	2,677.8
Wtd. Avg. Base & Total Tons	350.00		217.7		565.00	067605	243.7
					567.00	067605	2,778.4
Graciano	400.00	000100	10.6		583.91	000100	364.8
	500.00	067893	121.8		595.00	000100	787.5
	715.00	067605	188.1		600.00	000100	9,936.5
	715.00	067607	106.7		600.00	017000	454.4
Wtd. Avg. Base & Total Tons	645.88		427.2		600.00	020800	1,101.1
					600.00	023100	617.3

**TABLE 8: BASE PRICE PAID TO GROWERS FOR GRAPES CRUSHED AND DELIVERED TO CALIFORNIA PROCESSORS
FROM THE 2024 CROP WITH BRIX FACTORS AND PURCHASED TONNAGE, BY TYPE, VARIETY, REPORTING DISTRICT
WHERE GROWN, AND WEIGHTED AVERAGE BASE PRICE**

District, Type, and Variety	Base Price	Brix	Tons	District, Type, and Variety	Base Price	Brix	Tons
	Per Ton	Factors			Per Ton	Factors	
	Dollars	Code ¹			Dollars	Code ¹	
DISTRICT 11 (Cont'd)							
Merlot (Cont'd)	600.00	023400	114.2		665.00	067605	613.4
	600.00	061300	49.6		700.00	000100	68.4
	600.00	067605	1,807.7		900.00	000100	130.8
	615.00	067605	159.9		900.00	018100	305.2
	617.00	064180	56.2		950.00	018100	333.4
	617.12	000100	261.5		1,000.00	000100	4.8
	621.73	000100	69.8		1,000.00	018100	15.7
	625.00	000100	245.4		1,750.00	024500	14.2
	625.00	023100	1,643.8	Wtd. Avg. Base & Total Tons	676.81		4,053.8
	637.28	064180	425.0				
	650.00	000100	572.2	Petite Sirah	100.00	000100	1.5
	650.00	023100	91.2		125.00	001900	214.2
	650.00	067605	486.4		200.00	025300	47.8
	652.91	000100	187.8		200.00	028000	28.8
	665.00	067605	1,229.8		250.00	000100	214.1
	675.00	000100	72.3		300.00	000100	220.0
	700.00	000100	238.8		350.00	000100	143.4
	700.00	024800	1.0		350.00	067608	144.8
	714.00	000100	0.7		350.00	067906	1,296.6
	725.00	000100	309.8		365.00	000100	250.3
	750.00	000100	546.0		375.00	000100	492.6
	800.00	000100	398.2		385.00	000100	290.7
	850.00	000100	259.0		400.00	000100	352.8
	850.00	014400	1.3		400.00	027600	46.5
	850.00	018100	25.6		425.00	000100	25.9
	875.87	018100	29.6		500.00	000100	420.2
	975.00	000100	43.2		550.00	000100	291.9
	1,050.00	000100	244.4		550.00	021200	448.5
	1,100.00	000100	5.5		550.00	023100	148.8
	1,300.00	000100	2.0		600.00	000100	952.8
	1,750.00	024500	4.9		600.00	021200	232.5
Wtd. Avg. Base & Total Tons	574.70		39,917.9		600.00	067955	639.6
					650.00	000100	1,984.2
Mission *	950.00	000100	1.9		650.00	021200	109.1
	1,000.00	000100	2.2		650.00	023100	270.6
	2,200.00	000100	2.0		650.00	067605	938.9
Wtd. Avg. Base & Total Tons	1,377.87		6.1		650.00	067930	550.5
					650.00	067955	216.0
Montepulciano	1,000.00	000100	3.5		650.00	069478	658.6
	2,000.00	000100	0.4		665.00	067605	540.2
Wtd. Avg. Base & Total Tons	1,102.56		3.9		665.00	067955	407.7
					667.00	067605	524.9
Mourvedre *	442.00	067893	70.9		667.00	067955	1,093.5
	500.00	000100	21.2		670.00	000100	25.6
	700.00	000100	30.3		700.00	000100	3,246.2
	900.00	000100	0.6		700.00	021500	161.8
	1,300.00	000100	3.1		703.23	000100	402.0
	1,600.00	000100	17.0		704.00	000100	24.3
	1,800.00	000100	2.4		707.00	000100	100.0
Wtd. Avg. Base & Total Tons	682.05		145.5		707.12	000100	515.0
					732.12	000100	414.1
Muscat Hamburg *	600.00	000100	88.8		750.00	000100	3,028.2
	750.00	000100	70.7		750.00	026400	243.5
Wtd. Avg. Base & Total Tons	666.49		159.5		775.00	000100	58.2
					800.00	000100	207.4
Nebbiolo	1,000.00	027500	2.2		800.00	018100	12.8
	1,300.00	000100	0.8		825.00	000100	121.9
Wtd. Avg. Base & Total Tons	1,080.00		3.0		850.00	000100	205.5
					850.00	018100	74.9
Nero D'avola *	800.00	000100	29.7		850.00	027600	50.3
	1,000.00	000100	1.2		875.00	000100	167.6
	1,300.00	000100	0.9		875.00	025100	34.0
	1,600.00	000100	1.9		900.00	000100	28.1
	1,800.00	000100	4.0		900.00	018100	377.6
Wtd. Avg. Base & Total Tons	964.72		37.7		1,000.00	000100	784.0
					1,000.00	018100	48.7
Petit Verdot	125.00	001900	151.8		1,041.05	018100	1,017.2
	550.00	000100	490.2		1,050.00	000100	172.1
	600.00	000100	72.1		1,150.00	000100	2.1
	625.00	000100	99.9		1,200.00	000100	5.7
	637.53	000100	76.3		1,300.00	000100	38.6
	650.00	000100	131.6		1,500.00	000100	9.6
	650.00	067605	1,326.6		1,500.00	025450	1.1
	650.00	067893	219.4	Wtd. Avg. Base & Total Tons	661.89		25,801.7

**TABLE 8: BASE PRICE PAID TO GROWERS FOR GRAPES CRUSHED AND DELIVERED TO CALIFORNIA PROCESSORS
FROM THE 2024 CROP WITH BRIX FACTORS AND PURCHASED TONNAGE, BY TYPE, VARIETY, REPORTING DISTRICT
WHERE GROWN, AND WEIGHTED AVERAGE BASE PRICE**

District, Type, and Variety	Base Price	Brix	Tons	District, Type, and Variety	Base Price	Brix	Tons
	Per Ton	Factors			Per Ton	Factors	
	Dollars	Code ¹			Dollars	Code ¹	
DISTRICT 11 (Cont'd)							
Pinot Noir *	150.00	000100	21.9		2,000.00	000100	0.6
	300.00	000100	495.5		2,200.00	000100	8.0
	350.00	000100	274.9	Wtd. Avg. Base & Total Tons	970.76		190.6
	475.00	067395	439.2				
	475.00	067418	204.6	Souzao	550.00	000100	79.2
	475.00	067606	196.4		1,000.00	029800	0.6
	475.00	067607	207.5		1,150.00	000100	2.1
	505.00	000100	1,913.5		1,500.00	025450	1.5
	515.00	067607	266.5	Wtd. Avg. Base & Total Tons	1,600.00	000100	1.0
	517.00	067607	787.4		597.45		84.4
	550.00	000100	506.7				
	550.00	023100	200.5	Syrah *	167.00	002200	127.6
	550.00	067605	130.7		167.00	067893	278.6
	550.00	067607	283.0		250.00	000100	210.9
	565.00	067605	2,569.5		310.00	000100	77.6
	565.00	067607	4,301.4		375.00	000100	46.5
	567.00	067605	429.1		450.00	000100	703.5
	567.00	067607	87.8		475.00	067907	126.5
	570.00	067605	1,322.4		500.00	000100	2,829.5
	590.00	067605	315.6		515.00	067605	58.4
	600.00	000100	563.5		540.00	067605	80.4
	600.00	001900	227.4		550.00	000100	552.8
	600.00	021000	2.0		565.00	067605	714.3
	600.00	049350	1,137.4		567.00	067893	832.6
	617.00	067605	396.4		600.00	000100	93.7
	634.91	000100	853.5		600.00	020800	573.4
	634.91	017000	974.9		610.40	000100	444.0
	643.09	049350	883.4		625.00	000100	53.5
	650.00	000100	4,712.7		650.00	025100	149.3
	650.00	021500	287.6		667.00	067605	42.7
	650.00	023100	74.8		700.00	000100	82.1
	666.39	000100	4,085.8		800.00	018100	30.9
	700.00	000100	259.4		850.00	018100	89.6
	717.00	067605	341.8		900.00	018100	194.9
	725.00	000100	194.9		915.60	018100	240.3
	750.00	000100	73.5		1,100.00	017000	4.7
	800.00	000100	158.8		1,100.00	024500	16.0
	821.99	000100	436.1		1,300.00	000100	46.1
	837.00	021200	24.5		1,300.00	015700	24.8
	850.00	000100	248.9		1,300.00	021000	1.0
	900.00	000100	613.7	Wtd. Avg. Base & Total Tons	1,800.00	000100	1.0
	943.35	018100	74.7		539.55		8,727.2
	1,000.00	021000	301.2	Tannat	125.00	001900	328.7
	1,100.00	000100	4.3		200.00	017800	77.3
	1,200.00	002600	78.7		300.00	000100	3.0
	1,300.00	006400	38.8		600.00	000100	1,044.4
Wtd. Avg. Base & Total Tons	611.06		32,002.8		600.00	061300	22.2
					650.00	000100	51.9
Primitivo	400.00	000100	99.5		700.00	000100	364.5
	850.00	024500	1.0		750.00	000100	152.7
	1,600.00	027560	2.1		982.41	018100	113.1
Wtd. Avg. Base & Total Tons	428.95		102.6		1,000.00	000100	2.7
					1,500.00	000100	1.0
Rubired *	300.00	000100	217.7		1,500.00	013100	2.0
	300.00	060406	353.8		1,500.00	021200	5.0
	350.00	000100	1,258.1		1,600.00	000100	1.5
	365.00	064349	128.3	Wtd. Avg. Base & Total Tons	566.37		2,170.0
Wtd. Avg. Base & Total Tons	336.39		1,957.9				
				Tempranillo *	300.00	000100	1.5
Ruby Cabernet	550.00	000100	86.3		600.00	000100	558.1
Wtd. Avg. Base & Total Tons	550.00		86.3		600.00	061300	92.2
					850.00	000100	49.3
Sagrantino	1,600.00	027500	2.0		900.00	000100	11.9
Wtd. Avg. Base & Total Tons	1,600.00		2.0		1,250.00	000100	5.6
					1,500.00	000100	1.6
Sangiovese *	250.00	025300	0.6		1,500.00	021200	1.0
	275.00	025300	12.1		1,600.00	000100	1.6
	500.00	000100	50.9		1,700.00	000100	2.6
	550.00	000100	40.0	Wtd. Avg. Base & Total Tons	635.68		725.4
	900.00	000100	15.3				
	1,100.00	000100	4.7	Teroldego	250.00	000100	23.9
	1,500.00	000100	26.0		450.00	000100	3.8
	1,600.00	027560	4.8		500.00	027600	47.3
	1,800.00	000100	27.6		550.00	000100	318.8

**TABLE 8: BASE PRICE PAID TO GROWERS FOR GRAPES CRUSHED AND DELIVERED TO CALIFORNIA PROCESSORS
FROM THE 2024 CROP WITH BRIX FACTORS AND PURCHASED TONNAGE, BY TYPE, VARIETY, REPORTING DISTRICT
WHERE GROWN, AND WEIGHTED AVERAGE BASE PRICE**

District, Type, and Variety	Base Price	Brix	Tons	District, Type, and Variety	Base Price	Brix	Tons
	Per Ton	Factors			Per Ton	Factors	
	Dollars	Code ¹			Dollars	Code ¹	
DISTRICT 11 (Cont'd)					650.00	000100	2,497.5
Teroldego (Cont'd)	600.00	000100	52.4		650.00	024800	77.2
	650.00	067605	1,003.7		650.00	067605	529.1
	665.00	067605	3,899.6		650.00	069478	270.1
	667.00	067605	401.8		665.00	067605	520.7
	670.00	067605	127.4		667.00	067605	486.2
	699.00	000100	43.6		667.00	069478	67.5
	700.00	000100	215.4		675.00	069440	1,300.4
	715.00	067605	723.6		700.00	000100	1,797.8
	717.00	067605	721.8		700.00	020800	254.6
	750.00	000100	214.8		700.00	067605	909.8
	850.00	000100	162.6		700.00	067607	37.0
	850.00	018100	110.2		700.00	069478	170.2
	867.54	018100	47.0		715.00	067605	865.7
	900.00	000100	0.5		715.00	069478	249.0
	901.65	018100	43.6		717.00	067605	1,463.6
	1,200.00	000100	4.7		720.00	067605	595.8
	1,600.00	000100	1.2		725.00	000100	383.1
	1,600.00	024500	2.3		730.00	000100	449.8
Wtd. Avg. Base & Total Tons	677.85		8,170.0		734.00	000100	94.7
					750.00	000100	2,637.6
Tinta Cao	1,000.00	029800	0.5		750.00	021200	134.8
Wtd. Avg. Base & Total Tons	1,000.00		0.5		750.00	024800	2,996.3
					750.00	064180	360.0
Touriga Nacional *	250.00	000100	24.0		765.00	069478	210.6
	350.00	001900	125.0		767.00	067605	78.4
	365.00	002200	46.1		767.00	069478	203.1
	467.00	067607	586.1		775.00	000100	72.0
	717.00	067606	388.2		796.00	000100	739.1
	753.16	000100	47.4		796.00	028820	67.1
	1,000.00	029800	0.5		800.00	000100	1,416.3
	1,150.00	000100	3.2		800.00	020800	701.9
	1,500.00	007600	2.4		800.00	021200	123.7
	1,500.00	021200	1.0		800.00	024800	1,212.9
	1,500.00	025450	1.6		800.00	025100	94.7
Wtd. Avg. Base & Total Tons	543.46		1,225.5		825.00	000100	309.6
					835.00	000100	58.1
Trousseau *	1,150.00	000100	1.8		837.00	025300	46.8
Wtd. Avg. Base & Total Tons	1,150.00		1.8		850.00	000100	1,493.6
					850.00	021500	305.3
Zinfandel	150.00	000100	294.6		850.00	024800	1,200.8
	167.00	007600	3,891.1		850.00	069478	104.8
	167.00	007800	89.3		867.00	067605	279.8
	200.00	000100	708.0		867.00	069478	635.3
	250.00	000100	605.4		875.00	000100	764.6
	250.00	025100	145.3		900.00	000100	601.3
	260.00	000100	290.6		900.00	018100	143.6
	300.00	000100	4.2		909.00	018100	48.6
	300.00	018100	185.2		925.00	000100	241.2
	350.00	000100	2,549.8		949.15	000100	153.9
	350.00	007600	458.4		950.00	000100	768.1
	375.00	000100	2,019.0		975.00	000100	40.4
	400.00	000100	1,733.8		986.40	018100	803.7
	400.00	007600	435.7		1,000.00	000100	47.3
	400.00	024500	7.4		1,000.00	019100	2.7
	425.00	000100	140.5		1,050.00	000100	100.6
	450.00	000100	132.7		1,050.00	018100	269.2
	460.00	007600	309.6		1,100.00	000100	1,279.6
	475.00	067605	1,067.1		1,100.00	018100	19.0
	475.00	067901	6,677.4		1,139.78	018100	342.7
	500.00	000100	444.8		1,175.00	000100	201.2
	517.00	067607	659.8		1,200.00	000100	11.9
	525.00	000100	33.9		1,200.00	024500	2.0
	540.00	067605	405.7		1,250.00	000100	76.4
	550.00	000100	521.1		1,250.00	024800	157.5
	550.00	026400	192.0		1,300.00	000100	9.1
	565.00	067605	1,231.6		1,300.00	027100	73.4
	567.00	067605	1,643.0		1,350.00	000100	11.2
	567.00	067607	347.4		1,400.00	000100	38.7
	600.00	000100	1,906.0		1,450.00	000100	14.1
	600.00	020800	393.5		1,475.00	026900	9.6
	600.00	024800	913.9		1,500.00	000100	76.3
	606.00	000100	230.6		1,500.00	021000	3.0
	615.00	067605	70.3		1,600.00	000100	49.0
	625.00	000100	174.3		1,700.00	000100	15.0

TABLE 8: BASE PRICE PAID TO GROWERS FOR GRAPES CRUSHED AND DELIVERED TO CALIFORNIA PROCESSORS FROM THE 2024 CROP WITH BRIX FACTORS AND PURCHASED TONNAGE, BY TYPE, VARIETY, REPORTING DISTRICT WHERE GROWN, AND WEIGHTED AVERAGE BASE PRICE

District, Type, and Variety	Base Price Per Ton Dollars	Brix Factors Code ¹	Tons	District, Type, and Variety	Base Price Per Ton Dollars	Brix Factors Code ¹	Tons
DISTRICT 11 (Cont'd)				Muscat Blanc *	465.00	001000	804.3
Zinfandel (Cont'd)	1,750.00	000100	28.6	Wtd. Avg. Base & Total Tons	465.00		804.3
	1,800.00	000100	61.0	Muscat Of Alexandria	290.00	000600	227.4
	1,950.00	000100	3.2		315.00	000800	798.8
	2,000.00	000100	1.5		340.00	000100	1,125.4
	2,050.00	002600	38.9	Wtd. Avg. Base & Total Tons	325.43		2,151.6
	2,150.00	017200	8.5	Muscat Orange	515.00	000100	592.7
	2,200.00	011300	2.9	Wtd. Avg. Base & Total Tons	515.00		592.7
	2,400.00	000100	52.0	Pinot Gris *	375.00	000100	173.9
	2,800.00	000100	10.6		400.00	000100	57.6
	3,000.00	000100	25.0		417.00	001000	1,677.6
Wtd. Avg. Base & Total Tons	625.93		66,022.5		423.97	009400	144.7
Other Red Wine ²	150.00	000100	5.5		425.00	000100	188.6
	700.00	000100	2.2		425.00	009000	3,303.4
	1,150.00	000100	2.3		444.08	009400	96.7
	1,500.00	000100	3.3		450.80	009400	43.0
	1,500.00	007600	4.6		465.00	001000	325.5
	1,600.00	000100	1.0		465.00	001300	248.7
	2,000.00	000100	0.8		490.00	001000	202.8
Wtd. Avg. Base & Total Tons	1,018.27		19.7		490.00	001400	606.7
					490.00	039792	162.1
DISTRICT 12					492.00	001000	653.1
Raisin Grapes					500.00	000100	9,272.1
Thompson Seedless *	300.00	000100	50.7		500.00	044290	75.7
Wtd. Avg. Base & Total Tons	300.00		50.7		515.00	001300	186.2
Wine Grapes (White)					525.00	000100	618.5
Albarino *	450.00	000100	639.8		538.07	009400	566.9
Wtd. Avg. Base & Total Tons	450.00		639.8		540.00	000100	2,382.4
Chardonnay *	150.00	000100	23.2		550.00	011500	511.2
	167.00	001000	88.8		559.11	009300	197.7
	167.00	010900	210.0		565.00	000100	175.5
	217.00	010900	250.2		579.37	009400	322.9
	300.00	000100	192.9		700.00	000100	1,155.9
	325.00	000100	234.0	Wtd. Avg. Base & Total Tons	498.22		23,349.4
	375.00	001900	590.0	Sauvignon Blanc *	217.00	007900	356.6
	425.00	000100	267.6		369.04	011600	237.7
	440.00	001900	840.0		500.00	000100	200.6
	442.00	045263	2,078.1		517.00	037437	2,029.2
	465.00	001900	924.0		525.00	014000	1,126.8
	465.00	054650	320.5		540.00	000100	254.0
	465.00	058790	444.6		542.00	034975	338.2
	492.00	002000	540.7		631.42	011300	378.8
	525.00	016300	4,182.0		666.93	012550	273.3
	535.00	000100	185.3	Wtd. Avg. Base & Total Tons	509.70		5,195.2
	540.00	000100	5,252.7	Symphony	265.00	000800	422.1
	540.00	043900	24.0		325.00	000100	306.3
	540.00	059595	305.8		375.00	000100	21.9
	546.33	013600	269.4		436.81	011100	648.1
	550.00	000100	3,025.7	Wtd. Avg. Base & Total Tons	359.49		1,398.4
	565.00	054650	478.8	Verdelho	1,300.00	000100	12.0
	566.25	013400	348.2	Wtd. Avg. Base & Total Tons	1,300.00		12.0
	567.00	054650	323.1	Vermentino *	1,300.00	009300	2.0
	575.00	016300	407.2		1,500.00	017000	9.3
	614.22	012550	327.3	Wtd. Avg. Base & Total Tons	1,464.60		11.3
	645.83	011100	279.8	Viognier	150.00	000100	90.0
Wtd. Avg. Base & Total Tons	504.31		22,413.9		300.00	000100	184.9
Chenin Blanc	390.00	036590	1,275.3		400.00	000100	430.8
	400.00	000100	1,306.8		515.00	000100	91.0
Wtd. Avg. Base & Total Tons	395.06		2,582.1		515.00	002300	500.0
French Colombard	350.00	000100	11.0		585.00	070429	197.8
	400.00	014400	5.9	Wtd. Avg. Base & Total Tons	442.53		1,494.5
Wtd. Avg. Base & Total Tons	367.46		16.9	White Riesling *	150.00	000100	42.5
Gewurztraminer	300.00	000100	526.0		167.00	010900	100.0
Wtd. Avg. Base & Total Tons	300.00		526.0		400.00	000100	1.0
Malvasia Bianca	550.00	000100	4.8		450.00	000100	572.0
	1,000.00	000100	4.8	Wtd. Avg. Base & Total Tons	392.56		715.5
	2,800.00	000100	0.5				
Wtd. Avg. Base & Total Tons	875.25		10.1				

**TABLE 8: BASE PRICE PAID TO GROWERS FOR GRAPES CRUSHED AND DELIVERED TO CALIFORNIA PROCESSORS
FROM THE 2024 CROP WITH BRIX FACTORS AND PURCHASED TONNAGE, BY TYPE, VARIETY, REPORTING DISTRICT
WHERE GROWN, AND WEIGHTED AVERAGE BASE PRICE**

District, Type, and Variety	Base Price	Brix	Tons	District, Type, and Variety	Base Price	Brix	Tons
	Per Ton	Factors			Per Ton	Factors	
	Dollars	Code ¹			Dollars	Code ¹	
DISTRICT 12 (Cont'd)					577.00	067607	2,081.6
Wine Grapes (Red)					582.00	063700	2,177.0
Alicante Bouschet *	1,100.00	000100	2.0		585.00	067607	1,301.3
Wtd. Avg. Base & Total Tons	1,100.00		2.0		592.00	067605	1,311.9
Barbera	350.00	000100	1.0	Wtd. Avg. Base & Total Tons	533.60		15,686.7
	365.00	002000	375.0	Muscat Hamburg *	375.00	000100	21.5
	1,200.00	029200	1.9		500.00	000100	2.0
Wtd. Avg. Base & Total Tons	369.16		377.9		750.00	000100	46.8
Cabernet Sauvignon	150.00	000100	80.5	Wtd. Avg. Base & Total Tons	628.20		70.3
	250.00	000100	1,485.3	Petit Verdot	100.00	000100	14.4
	375.00	067605	977.4		567.31	023400	343.3
	400.00	002200	498.4		585.00	067607	1,060.7
	465.00	067605	351.4		592.00	067605	371.8
	490.00	002300	720.6		700.00	000100	283.8
	500.00	021200	546.8	Wtd. Avg. Base & Total Tons	595.70		2,074.0
	515.00	002600	1,175.0	Petite Sirah	375.00	000100	473.1
	515.00	067604	2,179.1		500.00	000100	1,208.0
	515.00	067605	840.0		569.78	023400	405.0
	525.00	023100	1,928.3		577.00	067607	892.3
	531.23	023100	316.9		580.00	000100	1,286.2
	550.00	000100	2,684.1		585.00	067607	407.7
	558.27	000100	134.1		592.00	067605	441.5
	558.27	020800	702.4		600.00	023100	612.6
	558.27	025100	243.8		647.31	025100	221.5
	565.00	067605	2,240.1	Wtd. Avg. Base & Total Tons	552.10		5,947.9
	565.00	070466	274.2	Pinot Noir *	250.00	000100	589.9
	565.00	070467	87.4		350.00	002200	517.1
	567.00	067605	1,691.8		417.00	067607	241.2
	575.55	023400	655.4		450.00	059700	1,005.0
	580.00	000100	5,701.6		465.00	059700	669.5
	585.00	067607	2,368.4		490.00	063550	1,564.6
	586.24	023400	1,154.0		505.00	000100	1,727.3
	590.00	067607	196.5		550.00	063700	447.1
	592.00	067605	603.1	Wtd. Avg. Base & Total Tons	575.00	000100	612.0
	600.00	023100	674.9		465.08		7,373.7
	600.00	027600	274.2	Primitivo	1,200.00	027800	3.2
	618.55	021200	589.5	Wtd. Avg. Base & Total Tons	1,200.00		3.2
	618.65	023100	267.7	Rubired *	265.00	060410	896.2
	620.50	021200	489.9		350.00	000100	1,068.2
	621.41	021200	2,088.4	Wtd. Avg. Base & Total Tons	311.22		1,964.4
	667.12	023400	333.6	Ruby Cabernet	265.00	067190	1,721.7
	700.00	000100	1,861.2	Wtd. Avg. Base & Total Tons	265.00		1,721.7
Wtd. Avg. Base & Total Tons	550.15		36,416.0	Syrah *	150.00	000100	4.7
Cinsaut *	1,300.00	000100	26.4		517.00	063700	448.0
Wtd. Avg. Base & Total Tons	1,300.00		26.4		543.24	013800	207.2
Grenache *	250.00	000100	4.8	Wtd. Avg. Base & Total Tons	522.63		659.9
	415.00	048700	212.8	Tannat	500.00	000100	1,058.3
	465.00	048440	145.5		1,200.00	025300	1.6
	800.00	000100	41.5	Wtd. Avg. Base & Total Tons	501.06		1,059.9
Wtd. Avg. Base & Total Tons	470.51		404.6	Tempranillo *	315.00	002300	2,216.3
Malbec	475.00	000100	325.6	Wtd. Avg. Base & Total Tons	315.00		2,216.3
Wtd. Avg. Base & Total Tons	475.00		325.6	Teroldego	557.34	023400	182.7
Merlot	100.00	000100	28.0		585.00	067607	451.9
	250.00	000100	656.1	Wtd. Avg. Base & Total Tons	577.04		634.6
	323.91	000100	151.2	Zinfandel	167.00	007600	285.2
	350.00	000100	6.2		250.00	000100	1,854.0
	375.00	067605	429.0		605.00	000100	42.0
	465.00	002300	596.6		750.00	024800	463.0
	500.00	067605	415.5	Wtd. Avg. Base & Total Tons	334.24		2,644.2
	500.64	023100	179.7				
	515.00	002300	268.6				
	515.00	067604	1,729.9				
	515.00	067607	829.9				
	525.00	000100	596.6				
	550.00	023100	837.7				
	560.00	000100	251.0				
	565.00	070466	610.7				
	565.00	070467	1,134.6				
	568.60	023400	93.6				

**TABLE 8: BASE PRICE PAID TO GROWERS FOR GRAPES CRUSHED AND DELIVERED TO CALIFORNIA PROCESSORS
FROM THE 2024 CROP WITH BRIX FACTORS AND PURCHASED TONNAGE, BY TYPE, VARIETY, REPORTING DISTRICT
WHERE GROWN, AND WEIGHTED AVERAGE BASE PRICE**

District, Type, and Variety	Base Price	Brix	Tons	District, Type, and Variety	Base Price	Brix	Tons
	Per Ton	Factors			Per Ton	Factors	
	Dollars	Code ¹			Dollars	Code ¹	
DISTRICT 13					467.00	001000	2,069.1
Raisin Grapes					468.77	010110	904.0
Fiesta	265.00	001400	96.3		475.00	016300	8,699.0
	267.65	001400	570.1		477.43	011100	438.9
	300.00	000100	138.1		490.37	011300	187.2
	340.00	017400	1,092.7		550.00	000100	960.5
Wtd. Avg. Base & Total Tons	311.54		1,897.2		620.00	000100	229.0
					706.14	000100	82.6
Thompson Seedless *	200.00	000100	473.5	Wtd. Avg. Base & Total Tons	729.56	000100	141.0
	250.00	009300	290.9		427.11		66,048.2
	257.84	009300	1,486.2	Chenin Blanc	150.00	000100	118.9
	267.65	001700	149.3		167.00	001000	300.0
	275.00	009300	11.1		316.29	009300	163.5
	277.70	009300	1,026.0		325.00	000100	844.8
	278.89	009300	225.5		334.70	009300	421.5
	279.26	009300	110.3		340.00	000800	6,048.8
	300.00	000100	10,771.8		342.00	000800	4,147.4
	400.00	000100	509.8		367.00	000800	2,618.2
	429.25	000100	409.4		375.00	009525	1,345.1
Wtd. Avg. Base & Total Tons	296.40		15,463.8	Wtd. Avg. Base & Total Tons	400.00	000100	3,874.1
					353.34		19,882.3
Table Grapes				Fiano	500.00	013400	4.0
Autumn King	275.00	000100	1,417.5		805.26	000100	3.5
Wtd. Avg. Base & Total Tons	275.00		1,417.5	Wtd. Avg. Base & Total Tons	642.45		7.5
Scarlet	200.00	000100	1,076.2	French Colombard	142.00	001000	1,429.3
Wtd. Avg. Base & Total Tons	200.00		1,076.2		150.00	000100	63.0
Other Table ²	170.00	000100	196.3		150.00	011300	52.1
Wtd. Avg. Base & Total Tons	170.00		196.3		167.00	000600	1,040.1
					167.00	000800	624.9
Wine Grapes (White)					167.00	001000	2,730.0
Albarino *	500.00	000100	11.6		250.00	000100	14,003.1
Wtd. Avg. Base & Total Tons	500.00		11.6		250.00	001000	927.7
Burger *	152.00	000800	1,629.2		250.00	040340	233.0
	280.00	000400	2,030.7		257.00	000800	4,136.1
	315.33	000100	1,000.0		265.00	000100	14,292.4
Wtd. Avg. Base & Total Tons	242.83		4,659.9		265.00	000800	7,998.6
					265.00	001000	5,474.4
Chardonnay *	142.00	001000	376.8		266.97	000100	2,201.7
	150.00	000100	28.8		267.00	006500	425.8
	150.00	001000	20.5		290.00	000600	8,389.8
	167.00	001000	180.4		291.08	009300	3,672.9
	175.00	000100	6.8		300.00	000100	4,118.8
	192.00	001000	2,203.2		300.00	000800	11,129.6
	217.00	001000	581.9		300.00	006500	83.8
	300.00	000100	288.0		300.00	009700	167.3
	318.00	000100	132.4		300.00	011300	9,329.2
	350.00	000100	104.6		310.00	000600	6,337.9
	350.00	001400	919.7		310.00	006500	131.6
	360.00	001700	209.3		310.00	007800	425.4
	375.00	000100	122.7		315.00	000100	5,105.7
	395.00	001000	1,327.3		315.00	000600	691.8
	400.00	001000	6,363.4		315.00	000800	2,127.9
	410.00	001000	1,022.1		315.33	000100	1,373.1
	415.00	001000	4,969.7		317.00	006500	6,319.9
	415.00	001700	6,252.9		320.00	000100	9,256.5
	415.00	001900	296.1		320.84	009300	343.9
	417.00	001000	333.0		325.00	000100	5,844.2
	419.93	012610	138.8		325.00	009525	20,502.5
	420.82	013600	695.7		325.00	009670	865.5
	425.00	016300	4,465.9		325.00	010600	684.1
	431.72	012610	309.9		327.90	005110	1,184.6
	434.94	013600	1,433.5		328.13	005110	1,533.5
	436.57	012610	151.3		328.58	005110	1,097.3
	440.00	001300	2,338.7		335.00	000100	1,744.8
	440.00	001900	989.4		340.00	000800	7,981.6
	444.66	013600	559.3		342.00	000600	2,370.2
	450.00	000100	3,786.2		342.00	006500	3,783.8
	450.00	016300	381.9		342.00	007800	1,200.1
	455.49	013600	3,303.9		348.27	008650	682.3
	458.95	011300	313.7		350.00	000100	4,891.0
	460.00	001300	1,388.8		350.00	009525	31,008.1
	465.00	000100	6,340.3		360.00	000100	1,023.9

**TABLE 8: BASE PRICE PAID TO GROWERS FOR GRAPES CRUSHED AND DELIVERED TO CALIFORNIA PROCESSORS
FROM THE 2024 CROP WITH BRIX FACTORS AND PURCHASED TONNAGE, BY TYPE, VARIETY, REPORTING DISTRICT
WHERE GROWN, AND WEIGHTED AVERAGE BASE PRICE**

District, Type, and Variety	Base Price	Brix	Tons	District, Type, and Variety	Base Price	Brix	Tons
	Per Ton	Factors			Per Ton	Factors	
	Dollars	Code ¹			Dollars	Code ¹	
DISTRICT 13 (Cont'd)							
French Colombard (Cont'd)	400.00	000100	230.3	Palomino *	304.75	009300	11.2
	450.00	000100	125.0	Wtd. Avg. Base & Total Tons	304.75		11.2
	520.15	009700	202.6	Picpoul Blanc	1,368.00	000100	1.6
Wtd. Avg. Base & Total Tons	304.91		211,592.7	Wtd. Avg. Base & Total Tons	1,368.00		1.6
Grenache Blanc *	837.00	000100	5.4	Pinot Gris *	375.00	000100	12.7
	1,300.00	000100	4.4		385.00	000100	42.7
Wtd. Avg. Base & Total Tons	1,044.88		9.8		385.00	000700	2,422.1
Malvasia Bianca	600.00	009100	2.0		390.00	001000	18.6
	2,250.00	000100	19.8		395.00	001000	3,661.6
Wtd. Avg. Base & Total Tons	2,098.62		21.8		400.00	001000	7,094.9
Marsanne	200.00	000100	23.2		405.60	009400	527.1
	500.00	000100	834.5		415.00	001000	1,077.8
Wtd. Avg. Base & Total Tons	491.89		857.7		415.00	009000	1,605.9
Muscat Blanc *	151.50	000100	42.9		417.00	001000	8,686.6
	175.19	000100	11.9		440.00	001000	433.3
	200.00	000100	209.1		440.00	001300	1,125.0
	275.00	000100	248.3		442.00	001000	652.4
	390.00	001000	198.7		450.00	000100	555.6
	400.00	000100	135.0		465.00	001000	8,074.6
	408.95	011300	125.4		467.00	001000	1,001.4
	410.00	001000	1,063.0		475.00	000100	1,340.4
	415.00	001000	3,753.8		475.00	011500	155.1
	475.00	000100	299.3		482.11	000100	8.8
	500.00	000100	1,160.1		487.95	009300	915.0
	515.16	000100	57.5		492.00	001000	1,333.3
	600.00	000100	4.3		500.00	000100	1,848.7
Wtd. Avg. Base & Total Tons	417.21		7,309.3		500.00	013400	2.0
Muscat Of Alexandria	125.00	000100	683.1		518.00	000100	8.7
	167.00	001000	5,541.7		550.00	011500	1,053.7
	250.00	000100	2,051.5		595.00	000100	150.8
	260.00	000600	1,927.9		625.22	000100	354.8
	260.00	000800	4,641.4	Wtd. Avg. Base & Total Tons	441.53		44,459.0
	260.00	006500	1,798.9	Roussanne	200.00	000100	10.9
	265.00	000600	1,278.2	Wtd. Avg. Base & Total Tons	200.00		10.9
	265.00	000800	27,569.8	Sauvignon Blanc *	400.00	000100	534.0
	267.00	000600	2,922.3		500.00	000100	555.5
	267.00	000800	680.1		707.00	000100	58.8
	285.00	000800	1,281.9		776.84	000100	251.0
	290.00	000100	1,095.7		780.73	000100	142.4
	290.00	000800	6,013.2		800.00	012900	319.8
	292.00	000600	1,036.0	Wtd. Avg. Base & Total Tons	588.19		1,861.5
	300.00	000100	532.0	Semillon	200.00	000100	6.2
	300.00	011100	407.1	Wtd. Avg. Base & Total Tons	200.00		6.2
	300.00	011300	252.3	Symphony	265.00	000800	2,019.0
	309.55	011300	792.4		375.00	017600	4,635.9
	310.00	000600	1,054.1	Wtd. Avg. Base & Total Tons	341.63		6,654.9
	315.00	019500	5,469.3	Triplett Blanc	175.00	001400	2,025.3
	320.00	000100	955.8	Wtd. Avg. Base & Total Tons	175.00		2,025.3
	350.00	000100	567.8	Vermentino *	500.00	013400	2.0
	350.00	011200	20,346.6		605.35	000100	3.8
	350.00	019500	120.0	Wtd. Avg. Base & Total Tons	569.02		5.8
	373.85	010900	830.1	Viognier	600.00	020600	1.3
	375.00	000100	1,031.3		2,100.00	000100	21.4
	375.00	019500	3,000.1		2,100.00	019000	2.0
	377.99	010900	309.5	Wtd. Avg. Base & Total Tons	2,021.05		24.7
	400.00	000100	4,020.3	White Riesling *	1,000.00	000100	0.8
	400.00	020600	260.2	Wtd. Avg. Base & Total Tons	1,000.00		0.8
	425.00	000100	4,861.1	Wine Grapes (Red)			
	500.00	000100	132.5	Alicante Bouschet *	125.00	000100	44.4
	2,100.00	000100	16.6		200.00	000100	2.3
	2,350.00	000100	2.0		250.00	000100	0.3
Wtd. Avg. Base & Total Tons	301.29		103,482.8				
Muscat Orange	400.00	000100	123.3				
	450.00	000100	73.1				
	475.00	000100	714.3				
Wtd. Avg. Base & Total Tons	462.84		910.7				

TABLE 8: BASE PRICE PAID TO GROWERS FOR GRAPES CRUSHED AND DELIVERED TO CALIFORNIA PROCESSORS FROM THE 2024 CROP WITH BRIX FACTORS AND PURCHASED TONNAGE, BY TYPE, VARIETY, REPORTING DISTRICT WHERE GROWN, AND WEIGHTED AVERAGE BASE PRICE

District, Type, and Variety	Base Price	Brix	Tons	District, Type, and Variety	Base Price	Brix	Tons
	Per Ton	Factors			Per Ton	Factors	
	Dollars	Code ¹			Dollars	Code ¹	
DISTRICT 13 (Cont'd)					379.83	011400	186.0
Alicante Bouschet * (Cont'd)	325.00	001900	31.4		380.86	011300	200.4
	445.00	000100	829.3		548.98	000100	3.4
	1,000.00	000100	2.0		656.50	000100	94.2
Wtd. Avg. Base & Total Tons	425.78		909.7		836.00	000100	94.8
					1,100.00	010700	2.7
Arinarnoa	500.00	000100	849.7	Wtd. Avg. Base & Total Tons	317.14		20,067.6
Wtd. Avg. Base & Total Tons	500.00		849.7				
				Malbec	250.00	000100	2.5
Barbera	200.00	000100	7.2		500.00	017200	4.0
	250.00	000100	1,398.2		1,100.00	010700	3.8
	267.00	002000	340.6	Wtd. Avg. Base & Total Tons	660.68		10.3
	290.00	002000	768.0				
	300.00	000100	484.3	Merlot	150.00	000100	73.0
	300.00	002000	781.6		200.00	019600	26.1
	300.00	011100	121.0		415.00	067190	4,028.5
	310.00	002000	2,337.2		425.00	019500	247.5
	365.00	000100	1,398.3		426.70	021000	403.3
	365.00	001900	9,790.9		465.00	067395	1,588.9
	365.00	002000	1,511.5		475.00	019500	1,570.1
	375.00	000100	700.0		475.00	023100	1,432.2
	377.27	010900	857.2		560.00	000100	466.3
	377.50	000100	10.4	Wtd. Avg. Base & Total Tons	446.46		9,835.9
	382.06	011100	503.1				
	397.69	010900	717.2	Mission *	275.00	011100	451.4
	400.00	000100	286.1	Wtd. Avg. Base & Total Tons	275.00		451.4
Wtd. Avg. Base & Total Tons	346.29		22,012.8				
				Mourvedre *	1,100.00	010700	3.6
Cabernet Franc	200.00	000100	30.0	Wtd. Avg. Base & Total Tons	1,100.00		3.6
	275.33	000100	1.6				
	500.00	017200	1.5	Muscat Hamburg *	450.00	000100	70.7
Wtd. Avg. Base & Total Tons	217.24		33.1		475.00	000100	460.6
					575.00	000100	33.4
Cabernet Sauvignon	50.00	000100	24.2	Wtd. Avg. Base & Total Tons	477.78		564.7
	200.00	000100	2.7				
	211.00	000100	634.1	Nero D'avola *	819.00	000100	6.4
	250.00	000100	405.5	Wtd. Avg. Base & Total Tons	819.00		6.4
	350.00	000100	1,413.2				
	360.00	002200	578.4	Petit Verdot	211.00	000100	483.0
	365.00	059550	974.6		275.00	000100	548.8
	365.00	067408	1,553.0		450.00	000100	86.6
	390.00	002600	250.1		450.00	061300	20.5
	400.00	002200	1,272.9		600.00	020800	0.3
	450.00	000100	2,569.6		1,125.00	017200	1.6
	450.00	023100	5,304.6	Wtd. Avg. Base & Total Tons	265.61		1,140.8
	450.00	061300	44.0				
	475.00	023100	295.0	Petite Sirah	250.00	000100	3.4
	550.00	000100	7,445.0		275.00	000100	534.8
	780.73	000100	316.4		400.00	024500	2.5
	808.00	000100	63.9		497.09	024800	70.0
	955.00	000100	136.0		502.55	024800	115.1
	1,000.00	000100	216.2		550.00	000100	49.5
	1,250.00	000100	88.5	Wtd. Avg. Base & Total Tons	346.68		775.3
Wtd. Avg. Base & Total Tons	467.29		23,587.9				
				Pinot Noir *	267.00	002200	2,646.0
Carignane	260.00	000100	125.4		283.00	000100	23.7
	300.00	000100	214.5		505.00	000100	4,213.6
	382.63	021000	316.7	Wtd. Avg. Base & Total Tons	412.75		6,883.3
	656.50	000100	68.8				
Wtd. Avg. Base & Total Tons	362.97		725.4	Royalty	505.00	000100	20.2
				Wtd. Avg. Base & Total Tons	505.00		20.2
Grenache *	125.00	001900	559.7				
	126.25	000100	1,587.7	Rubired *	110.00	000100	11.3
	126.25	001700	824.5		225.00	000100	639.3
	200.00	000100	140.3		240.00	002200	1,835.9
	250.00	001900	77.8		240.00	060406	3,001.4
	265.00	001000	165.4		250.00	060410	9,283.1
	300.00	000100	3.5		250.00	062411	1,332.9
	310.00	006500	4,168.0		250.00	069310	542.2
	315.00	001000	839.9		260.00	060452	2,741.8
	325.00	014000	332.3		260.00	060453	2,745.8
	350.00	000100	23.3		265.00	002300	3,566.0
	350.00	011300	299.8		265.00	048510	3,158.9
	365.00	001000	9,722.2		265.00	060410	23,622.9
	375.00	014000	741.7		265.00	060453	2,678.4

**TABLE 8: BASE PRICE PAID TO GROWERS FOR GRAPES CRUSHED AND DELIVERED TO CALIFORNIA PROCESSORS
FROM THE 2024 CROP WITH BRIX FACTORS AND PURCHASED TONNAGE, BY TYPE, VARIETY, REPORTING DISTRICT
WHERE GROWN, AND WEIGHTED AVERAGE BASE PRICE**

District, Type, and Variety	Base Price	Brix	Tons	District, Type, and Variety	Base Price	Brix	Tons
	Per Ton	Factors			Per Ton	Factors	
	Dollars	Code ¹			Dollars	Code ¹	
DISTRICT 13 (Cont'd)							
Rubired * (Cont'd)	265.00	067170	3,226.1		425.00	000100	820.1
	275.00	021000	2,271.7		425.00	021200	134.9
	275.00	060410	923.4		450.00	000100	1,045.0
	275.00	060453	822.5		450.00	021200	4,462.2
	275.00	060745	977.8		500.00	000100	1,327.2
	275.00	062443	357.9		550.00	000100	49.5
	280.00	060410	2,403.3		650.00	000100	705.5
	290.00	001900	1,296.9		816.00	000100	27.7
	290.00	060410	1,444.4		1,100.00	010700	2.6
	290.00	060452	462.7	Wtd. Avg. Base & Total Tons	419.46		17,010.1
	290.00	064348	3,515.8	Tannat	425.00	000100	172.9
	292.00	060410	2,529.4		450.00	000100	297.5
	292.90	001900	242.1		600.00	020800	1.8
	300.00	000100	1,489.0	Wtd. Avg. Base & Total Tons	441.42		472.2
	300.00	064348	895.1	Tempranillo *	850.00	000100	10.9
	308.55	000100	804.3		1,090.91	000100	2.8
	310.00	000100	192.9	Wtd. Avg. Base & Total Tons	899.24		13.7
	310.00	001900	136.4	Teroldego	325.00	021200	651.4
	310.00	017600	1,965.8		600.00	021000	1.5
	310.00	064348	4,035.9	Wtd. Avg. Base & Total Tons	325.63		652.9
	313.10	001700	474.8	Touriga Nacional *	1,250.00	000100	2.2
	313.10	001900	3,911.1	Wtd. Avg. Base & Total Tons	1,250.00		2.2
	315.00	060452	1,582.6	Zinfandel	150.00	000100	587.1
	315.00	060453	6,134.8		167.00	000600	2,596.3
	315.00	064348	644.0		200.00	000100	5.2
	315.35	001900	1,720.2		225.00	000100	425.2
	317.00	063453	771.6		242.00	000400	115.7
	322.21	001900	147.2		250.00	000100	710.4
	325.00	000100	2,444.9		275.00	000400	733.5
	325.00	060500	353.7		280.00	033625	4,960.8
	335.00	017600	7,861.2		285.00	000400	1,920.0
	340.00	001900	144.7		290.00	000400	4,883.4
	343.40	001900	764.1		300.00	000100	5,599.2
	350.00	000100	1,348.3		300.00	008302	407.1
	350.00	017200	525.1		315.00	000400	9,209.0
	350.00	051855	938.7		315.00	000500	2,158.2
	350.00	060500	901.5		317.00	000500	3,958.7
	350.00	060745	1,282.2		318.39	000100	2,438.0
	350.00	062443	2,160.7		320.69	006830	1,431.7
	353.50	001900	521.1		321.94	000100	503.3
	357.50	017400	749.9		325.00	000100	1,431.5
	365.00	064348	1,639.3		325.00	008302	3,872.3
	367.00	064348	322.9		325.00	000100	237.7
	375.00	000100	49.4		333.44	000100	456.7
	400.00	000100	626.9		340.00	000100	710.4
	425.00	000100	991.5		350.00	007600	452.5
	750.00	000100	201.3		350.00	008302	5,104.8
Wtd. Avg. Base & Total Tons	290.84		124,367.0		350.00	034010	1,968.0
Ruby Cabernet	300.00	000100	1,531.5		375.00	008302	17,666.3
	325.00	019500	388.7		400.00	027800	0.6
	335.00	019500	838.8		465.00	000100	130.2
	350.00	019500	965.5		575.00	023100	2,328.4
	375.00	019500	178.7		1,100.00	013400	4.3
	475.00	020800	0.9	Wtd. Avg. Base & Total Tons	328.17		77,006.5
	545.00	000100	218.0	Other Red Wine ²	50.00	000100	38.2
	550.00	000100	331.0	Wtd. Avg. Base & Total Tons	50.00		38.2
Wtd. Avg. Base & Total Tons	353.24		4,453.1	DISTRICT 14			
Sangiovese *	200.00	000100	4.9	Raisin Grapes			
	350.00	001700	557.9	Fiesta	265.00	017400	1,215.3
Wtd. Avg. Base & Total Tons	348.69		562.8	Wtd. Avg. Base & Total Tons	265.00		1,215.3
Souzao	200.00	000100	572.2	Table Grapes			
Wtd. Avg. Base & Total Tons	200.00		572.2	Autumn King	125.00	000100	767.0
Syrah *	218.00	000100	12.3	Wtd. Avg. Base & Total Tons	125.00		767.0
	300.00	000100	2.4	Red Globe *	125.00	000100	3,643.3
	315.00	002600	596.4	Wtd. Avg. Base & Total Tons	125.00		3,643.3
	317.00	002200	1,610.3				
	350.00	000100	1,991.8				
	390.00	067152	1,167.1				
	400.00	000100	2,003.4				
	400.00	062417	1,051.7				

**TABLE 8: BASE PRICE PAID TO GROWERS FOR GRAPES CRUSHED AND DELIVERED TO CALIFORNIA PROCESSORS
FROM THE 2024 CROP WITH BRIX FACTORS AND PURCHASED TONNAGE, BY TYPE, VARIETY, REPORTING DISTRICT
WHERE GROWN, AND WEIGHTED AVERAGE BASE PRICE**

District, Type, and Variety	Base Price	Brix	Tons	District, Type, and Variety	Base Price	Brix	Tons
	Per Ton	Factors			Per Ton	Factors	
	Dollars	Code ¹			Dollars	Code ¹	
DISTRICT 14 (Cont'd)							
Scarlet Royal	125.00	000100	53.9	Ruby Cabernet	300.00	000100	1,082.4
Wtd. Avg. Base & Total Tons	125.00		53.9		350.00	000100	956.6
				Wtd. Avg. Base & Total Tons	323.46		2,039.0
Other Table ²	125.00	000100	4,862.7	Syrah *	500.00	013800	0.6
Wtd. Avg. Base & Total Tons	125.00		4,862.7	Wtd. Avg. Base & Total Tons	500.00		0.6
Wine Grapes (White)							
Chardonnay *	550.00	000100	6,353.3	Zinfandel	300.00	000100	7,532.9
	600.00	000100	1,358.0		318.00	000400	1,532.5
	933.14	000100	47.8		325.00	008302	1,383.2
	943.34	000100	57.3		350.00	000100	602.7
	964.90	000100	46.8		359.28	000100	601.6
Wtd. Avg. Base & Total Tons	566.30		7,863.2	Wtd. Avg. Base & Total Tons	310.98		11,652.9
French Colombard	167.00	001000	275.6	DISTRICT 15			
	250.00	000100	926.1	Wine Grapes (White)			
	250.00	010600	1,207.4	Albarino *	1,800.00	000100	0.5
	267.00	001000	7,138.2	Wtd. Avg. Base & Total Tons	1,800.00		0.5
	300.00	009300	661.9	Chardonnay *	3,900.00	000100	6.0
	308.53	013100	467.8	Wtd. Avg. Base & Total Tons	3,900.00		6.0
	310.00	000800	2,670.0	Grenache Blanc *	1,800.00	013400	1.0
	325.00	009525	1,239.6	Wtd. Avg. Base & Total Tons	1,800.00		1.0
	350.00	000100	4,856.5	Muscat Blanc *	1,800.00	000100	0.5
Wtd. Avg. Base & Total Tons	296.17		19,443.1	Wtd. Avg. Base & Total Tons	1,800.00		0.5
Muscat Of Alexandria	167.00	001000	509.5	Palomino *	300.00	000100	4.0
	267.00	000800	9,217.7		1,000.00	000100	4.0
	268.00	000600	1,522.2		1,500.00	000100	1.8
	270.00	000800	1,714.9	Wtd. Avg. Base & Total Tons	806.12		9.8
	350.00	000100	1,032.5	Picpoul Blanc	1,800.00	017200	1.0
	375.00	000100	810.4	Wtd. Avg. Base & Total Tons	1,800.00		1.0
Wtd. Avg. Base & Total Tons	275.71		14,807.2	Viognier	1,800.00	000100	2.0
Pinot Gris *	385.00	000700	1,373.0	Wtd. Avg. Base & Total Tons	1,800.00		2.0
	500.00	000100	2,263.0	Other White Wine ²	1,800.00	000100	0.5
Wtd. Avg. Base & Total Tons	456.57		3,636.0	Wtd. Avg. Base & Total Tons	1,800.00		0.5
Sauvignon Blanc *	400.00	000100	306.3	Wine Grapes (Red)			
	681.75	000100	170.4	Alicante Bouschet *	1,800.00	000100	1.5
	800.00	000100	542.1		1,800.00	022900	1.0
Wtd. Avg. Base & Total Tons	659.96		1,018.8	Wtd. Avg. Base & Total Tons	1,800.00		2.5
Wine Grapes (Red)				Cabernet Sauvignon	1,600.00	000100	1.8
Barbera	450.00	000100	1,706.1	Wtd. Avg. Base & Total Tons	1,600.00		1.8
Wtd. Avg. Base & Total Tons	450.00		1,706.1	Cinsaut *	2,884.00	000100	1.2
Cabernet Sauvignon	350.00	067605	3,542.1	Wtd. Avg. Base & Total Tons	2,884.00		1.2
	400.00	023100	1,119.0	Counoise	1,800.00	017000	1.5
	600.00	000100	952.9	Wtd. Avg. Base & Total Tons	1,800.00		1.5
Wtd. Avg. Base & Total Tons	402.40		5,614.0	Grenache *	500.00	000100	7.0
Grenache *	292.00	001000	1,301.2		1,800.00	000100	2.0
Wtd. Avg. Base & Total Tons	292.00		1,301.2		1,800.00	013400	1.0
Merlot	560.00	000100	4,500.7		1,800.00	021200	0.5
Wtd. Avg. Base & Total Tons	560.00		4,500.7		1,800.00	028100	3.0
Petite Sirah	425.00	000100	104.7	Wtd. Avg. Base & Total Tons	1,125.93		13.5
Wtd. Avg. Base & Total Tons	425.00		104.7	Merlot	1,600.00	000100	6.5
Rubired *	200.00	000100	147.1	Wtd. Avg. Base & Total Tons	1,600.00		6.5
	250.00	060410	3,827.4	Mission *	750.00	000100	6.0
	260.00	064348	3,460.8	Wtd. Avg. Base & Total Tons	750.00		6.0
	275.00	021000	474.6	Mourvedre *	1,800.00	021200	0.5
	275.00	060453	305.9	Wtd. Avg. Base & Total Tons	1,800.00		0.5
	275.00	060745	1,067.8	Petite Sirah	2,100.00	000100	5.0
	280.00	001900	409.1	Wtd. Avg. Base & Total Tons	2,100.00		5.0
	300.00	060745	443.6				
	310.00	017600	311.4				
	325.00	021000	89.3				
	350.00	000100	474.4				
	350.00	060500	622.5				
	485.00	000100	3,361.0				
Wtd. Avg. Base & Total Tons	318.88		14,994.9				

**TABLE 8: BASE PRICE PAID TO GROWERS FOR GRAPES CRUSHED AND DELIVERED TO CALIFORNIA PROCESSORS
FROM THE 2024 CROP WITH BRIX FACTORS AND PURCHASED TONNAGE, BY TYPE, VARIETY, REPORTING DISTRICT
WHERE GROWN, AND WEIGHTED AVERAGE BASE PRICE**

District, Type, and Variety	Base Price	Brix	Tons	District, Type, and Variety	Base Price	Brix	Tons
	Per Ton	Factors			Per Ton	Factors	
	Dollars	Code ¹			Dollars	Code ¹	
DISTRICT 15 (Cont'd)							
Pinot Noir *	4,600.00	000100	6.4	Malvasia Bianca	1,800.00	009300	8.6
Wtd. Avg. Base & Total Tons	4,600.00		6.4		2,600.00	013100	1.7
					2,800.00	017400	1.7
Primitivo	1,800.00	000100	1.5	Wtd. Avg. Base & Total Tons	2,055.00		12.0
Wtd. Avg. Base & Total Tons	1,800.00		1.5	Marsanne	1,800.00	017400	1.0
					2,300.00	000100	2.4
Sangiovese *	1,000.00	000100	1.5	Wtd. Avg. Base & Total Tons	2,152.94		3.4
Wtd. Avg. Base & Total Tons	1,000.00		1.5				
Syrah *	1,800.00	000100	2.6	Muscat Blanc *	1,550.00	000100	0.2
	2,000.00	000100	1.8		1,800.00	010900	1.6
Wtd. Avg. Base & Total Tons	1,881.82		4.4		1,850.00	000100	2.0
					1,900.00	017000	15.7
Tannat	1,800.00	000100	1.0		2,150.00	000100	2.4
	1,800.00	025100	1.0		2,200.00	000100	3.3
	1,900.00	000100	0.8		2,300.00	000100	4.3
Wtd. Avg. Base & Total Tons	1,828.57		2.8		2,350.00	000100	9.3
					2,400.00	000100	17.7
Tempranillo *	1,800.00	000100	1.1	Wtd. Avg. Base & Total Tons	2,183.45		56.5
	1,800.00	013100	2.0				
Wtd. Avg. Base & Total Tons	1,800.00		3.1	Pecorino	2,400.00	000100	27.8
				Wtd. Avg. Base & Total Tons	2,400.00		27.8
Zinfandel	500.00	000100	20.0				
	2,000.00	000100	6.0	Pinot Gris *	1,375.00	000100	4.9
	2,000.00	017400	2.0		1,850.00	000100	10.1
Wtd. Avg. Base & Total Tons	928.57		28.0		1,939.00	017200	3.7
					2,300.00	000100	2.0
					2,300.00	017000	8.4
DISTRICT 16					2,400.00	000100	7.7
Wine Grapes (White)				Wtd. Avg. Base & Total Tons	2,037.96		36.8
Albarino *	1,550.00	000100	1.9				
	2,000.00	000100	1.4	Roussanne	2,150.00	000100	3.0
	2,000.00	013600	0.5		2,300.00	000100	1.9
	2,200.00	013400	6.6		2,300.00	009050	2.0
	2,800.00	000100	5.1	Wtd. Avg. Base & Total Tons	2,234.78		6.9
Wtd. Avg. Base & Total Tons	2,293.23		15.5				
				Sauvignon Blanc *	1,500.00	000100	2.6
Arneis	2,237.00	017200	5.5		1,800.00	000100	4.0
	2,300.00	000100	4.6		2,000.00	000100	3.4
	2,400.00	000100	19.2		2,074.41	000100	2.2
Wtd. Avg. Base & Total Tons	2,353.70		29.3		2,099.85	000100	1.6
					2,200.00	000100	12.8
Chardonnay *	1,100.00	000100	0.8		2,200.00	013400	2.2
	1,300.00	000100	3.6		2,200.00	021000	1.4
	1,500.00	000100	0.8		2,250.00	000100	6.6
	1,800.00	013400	3.0		2,300.00	000100	7.0
	1,850.00	000100	10.0	Wtd. Avg. Base & Total Tons	2,119.94		43.8
	1,850.00	021000	6.0				
	2,000.00	000100	1.3	Semillon	2,200.00	000100	3.3
	2,300.00	000100	7.7	Wtd. Avg. Base & Total Tons	2,200.00		3.3
	2,300.00	017200	4.0				
	2,400.00	000100	13.4	Vermentino *	2,100.00	017200	7.1
	2,500.00	000100	1.9		2,150.00	000100	5.4
	3,000.00	020800	6.9		2,245.92	000100	0.3
Wtd. Avg. Base & Total Tons	2,169.70		59.4		2,300.00	000100	12.0
					2,300.00	020800	3.0
Fiano	1,400.00	000100	0.8		2,400.00	000100	48.2
	2,400.00	000100	9.2		2,500.00	000100	8.3
Wtd. Avg. Base & Total Tons	2,320.00		10.0		2,650.00	000100	6.1
					2,800.00	000100	3.9
Gewurztraminer	2,000.00	000100	3.6	Wtd. Avg. Base & Total Tons	2,388.22		94.3
Wtd. Avg. Base & Total Tons	2,000.00		3.6				
				Viognier	1,200.00	000100	1.1
Grenache Blanc *	1,800.00	010900	5.3		1,500.00	000100	4.7
	1,900.00	000100	18.5		1,800.00	000100	1.0
	2,000.00	000100	17.5		2,000.00	000100	4.2
	2,150.00	000100	3.8		2,200.00	000100	7.6
	2,200.00	000100	2.9		2,200.00	021800	1.5
Wtd. Avg. Base & Total Tons	1,963.33		48.0		2,300.00	000100	3.0
					2,500.00	000100	6.8
Grenache Gris *	2,000.00	000100	0.7		2,500.00	017000	6.5
Wtd. Avg. Base & Total Tons	2,000.00		0.7	Wtd. Avg. Base & Total Tons	2,500.00	020800	0.1
					2,164.11		36.5

**TABLE 8: BASE PRICE PAID TO GROWERS FOR GRAPES CRUSHED AND DELIVERED TO CALIFORNIA PROCESSORS
FROM THE 2024 CROP WITH BRIX FACTORS AND PURCHASED TONNAGE, BY TYPE, VARIETY, REPORTING DISTRICT
WHERE GROWN, AND WEIGHTED AVERAGE BASE PRICE**

District, Type, and Variety	Base Price	Brix	Tons	District, Type, and Variety	Base Price	Brix	Tons
	Per Ton	Factors			Per Ton	Factors	
	Dollars	Code ¹			Dollars	Code ¹	
DISTRICT 16 (Cont'd)					3,300.00	000100	1.4
White Riesling *	2,150.00	000100	1.5		3,800.00	000100	0.3
	2,300.00	013400	2.5	Wtd. Avg. Base & Total Tons	2,146.63		203.1
	5,675.00	000100	2.8				
Wtd. Avg. Base & Total Tons	3,656.62		6.8	Carignane	1,200.00	000100	15.5
					1,200.00	014000	1.9
Other White Wine ²	2,400.00	000100	2.8		1,400.00	017000	1.0
Wtd. Avg. Base & Total Tons	2,400.00		2.8	Wtd. Avg. Base & Total Tons	1,210.87		18.4
Wine Grapes (Red)							
Aglianico	1,200.00	021200	1.3	Carmenere	1,100.00	000100	2.1
	1,500.00	000100	1.1		1,500.00	000100	0.2
	2,000.00	021200	1.3		2,000.00	000100	0.8
	2,800.00	000100	1.2	Wtd. Avg. Base & Total Tons	1,358.06		3.1
Wtd. Avg. Base & Total Tons	1,871.43		4.9	Cinsaut *	1,700.00	000100	2.7
					1,800.00	017400	1.2
Alicante Bouschet *	1,000.00	000100	0.5	Wtd. Avg. Base & Total Tons	1,730.77		3.9
Wtd. Avg. Base & Total Tons	1,000.00		0.5				
Barbera	1,500.00	000100	1.2	Dolcetto	1,550.00	000100	1.9
	2,000.00	024500	5.4	Wtd. Avg. Base & Total Tons	1,550.00		1.9
	2,150.00	000100	4.4				
	2,250.00	000100	7.3	Durif	2,100.00	017400	22.7
	2,400.00	000100	13.9		2,200.00	016800	3.2
	2,500.00	024500	0.7	Wtd. Avg. Base & Total Tons	2,112.36		25.9
	2,507.75	000100	0.3				
	2,800.00	000100	4.6	Grenache *	1,200.00	000100	3.4
Wtd. Avg. Base & Total Tons	2,307.60		37.8		1,200.00	014000	3.0
					1,200.00	024800	0.4
Cabernet Franc	1,000.00	000100	1.2		1,600.00	000100	2.9
	1,500.00	000100	3.6		1,800.00	021500	10.4
	1,600.00	000100	4.3		1,900.00	020800	0.7
	1,775.00	000100	3.7		1,939.06	000100	1.1
	1,800.00	000100	1.9		1,948.55	017600	2.3
	1,800.00	014000	2.0		2,000.00	000100	6.6
	1,850.00	000100	7.4		2,100.00	000100	1.6
	1,900.00	000100	2.4		2,150.00	000100	24.9
	1,900.00	020800	0.8		2,400.00	000100	35.8
	2,000.00	000100	1.9	Wtd. Avg. Base & Total Tons	2,600.00	000100	0.5
	2,000.00	025100	3.9		2,102.35		93.6
	2,100.00	021200	1.9				
	2,119.25	000100	2.9	Malbec	1,400.00	000100	3.4
	2,400.00	000100	29.8		1,500.00	000100	8.4
	2,700.00	000100	13.5		1,550.00	000100	18.2
Wtd. Avg. Base & Total Tons	2,174.18		81.2		1,800.00	000100	0.5
					1,800.00	014000	2.1
Cabernet Sauvignon	1,000.00	021000	0.4		1,850.00	000100	8.0
	1,100.00	000100	4.7		1,850.00	017600	2.0
	1,200.00	025100	0.3		1,885.00	013100	4.5
	1,500.00	000100	31.3		2,000.00	017000	8.0
	1,550.00	000100	6.3		2,100.00	017000	4.6
	1,600.00	000100	13.3		2,250.00	000100	0.9
	1,600.00	004268	1.1	Wtd. Avg. Base & Total Tons	2,400.00	000100	13.6
	1,650.00	000100	2.9		1,853.87		74.2
	1,800.00	000100	3.0				
	1,800.00	014000	2.5	Merlot	1,200.00	000100	10.1
	1,800.00	025100	1.0		1,200.00	014000	1.5
	1,900.00	020800	0.6		1,500.00	000100	4.1
	2,000.00	000100	4.2		1,550.00	000100	0.5
	2,000.00	025100	1.4		1,700.00	000100	13.0
	2,100.00	024500	7.8		1,800.00	021000	0.2
	2,150.00	000100	9.8		1,850.00	000100	0.8
	2,200.00	000100	20.1		1,900.00	013600	2.5
	2,200.00	017200	1.0		1,960.00	021100	1.8
	2,250.00	000100	3.0		1,990.94	000100	2.2
	2,281.29	000100	2.0		2,150.00	000100	3.6
	2,300.00	000100	3.8		2,200.00	021200	7.1
	2,400.00	000100	30.9		2,400.00	000100	8.6
	2,500.00	000100	3.1		2,700.00	000100	22.2
	2,570.00	000100	4.1	Wtd. Avg. Base & Total Tons	3,000.00	024500	5.3
	2,700.00	000100	28.0		2,123.15		83.5
	2,800.00	000100	3.3				
	3,000.00	024500	11.5	Montepulciano	1,500.00	000100	0.8
					2,120.00	020800	1.0
					2,400.00	000100	8.7
					2,400.00	024500	4.9

**TABLE 8: BASE PRICE PAID TO GROWERS FOR GRAPES CRUSHED AND DELIVERED TO CALIFORNIA PROCESSORS
FROM THE 2024 CROP WITH BRIX FACTORS AND PURCHASED TONNAGE, BY TYPE, VARIETY, REPORTING DISTRICT
WHERE GROWN, AND WEIGHTED AVERAGE BASE PRICE**

District, Type, and Variety	Base Price	Brix	Tons	District, Type, and Variety	Base Price	Brix	Tons
	Per Ton	Factors			Per Ton	Factors	
	Dollars	Code ¹			Dollars	Code ¹	
DISTRICT 16 (Cont'd)					2,150.00	000100	4.8
Montepulciano (Cont'd)	2,600.00	000100	3.5		2,200.00	000100	12.5
	2,700.00	000100	5.3		2,200.00	014000	1.8
	2,800.00	000100	11.4		2,250.00	000100	7.7
	3,000.00	000100	7.6		2,300.00	024500	29.0
Wtd. Avg. Base & Total Tons	2,640.97		43.2		2,311.39	000100	1.3
					2,400.00	000100	33.5
Mourvedre *	500.00	000100	11.0		2,490.00	024500	4.5
	1,200.00	024800	1.0		2,500.00	024500	7.6
	2,000.00	000100	1.2		2,600.00	000100	9.9
	2,150.00	000100	2.9		2,700.00	000100	23.0
	2,250.06	000100	0.3		2,800.00	000100	2.9
	2,300.00	000100	5.4	Wtd. Avg. Base & Total Tons	2,329.76		156.9
	2,400.00	000100	7.9				
	2,800.00	000100	5.1	Syrah *	900.00	013400	3.7
Wtd. Avg. Base & Total Tons	1,772.13		34.8		1,200.00	000100	16.2
					1,200.00	014000	2.1
Negroamaro	1,140.00	020800	2.5		1,400.00	000100	2.3
Wtd. Avg. Base & Total Tons	1,140.00		2.5		1,500.00	000100	5.1
					1,600.00	000100	0.4
Nero D'avola *	2,250.00	000100	4.5		1,700.00	021000	3.0
	2,400.00	000100	9.1		1,800.00	000100	2.9
Wtd. Avg. Base & Total Tons	2,350.37		13.6		1,850.00	000100	6.4
					2,000.00	000100	1.7
Petit Verdot	1,500.00	000100	0.3		2,000.00	013600	0.5
	1,550.00	000100	0.2		2,000.00	017000	7.9
	1,700.00	021000	0.6		2,000.00	021200	1.1
	1,900.00	020800	0.6		2,088.07	000100	0.7
	2,000.00	021000	2.6		2,100.00	009000	11.0
	2,002.94	000100	1.0		2,100.00	022900	3.8
	2,200.00	017200	1.0		2,150.00	000100	8.1
	2,281.33	000100	2.3		2,200.00	000100	15.3
	2,400.00	000100	2.7		2,200.00	017000	4.9
	2,700.00	000100	2.6		2,250.00	025100	7.8
Wtd. Avg. Base & Total Tons	2,235.25		13.9		2,300.00	024500	1.4
					2,318.00	024500	3.7
Petite Sirah	1,200.00	021200	1.3		2,400.00	000100	63.2
	1,400.00	000100	2.0		2,400.00	024500	8.2
	1,500.00	000100	5.0		2,500.00	000100	8.8
	1,550.00	021100	3.2		2,600.00	000100	7.3
	1,700.00	021000	1.0		2,700.00	000100	16.3
	1,775.00	000100	7.7		2,800.00	000100	18.4
	1,800.00	024500	5.8	Wtd. Avg. Base & Total Tons	2,209.19		232.2
	2,150.00	000100	10.8				
	2,200.00	000100	21.5	Tannat	1,998.46	000100	0.7
	2,200.00	014000	1.2		2,000.00	000100	0.3
	2,267.39	000100	0.9		2,100.00	017600	2.1
	2,400.00	000100	49.0		2,200.00	020800	1.0
	2,400.00	021000	9.3		2,648.15	000100	0.2
	2,400.00	024500	3.0		2,700.00	000100	0.6
	2,500.00	024500	6.2	Wtd. Avg. Base & Total Tons	2,195.62		4.9
	2,700.00	000100	19.7				
	2,800.00	000100	8.4	Tempranillo *	1,200.00	000100	0.8
Wtd. Avg. Base & Total Tons	2,289.48		156.0		1,850.00	021000	2.0
					2,000.00	000100	5.9
Pinot Noir *	1,500.00	000100	5.0		2,100.00	020800	1.9
	3,100.00	000100	0.7		2,150.00	000100	3.5
Wtd. Avg. Base & Total Tons	1,696.49		5.7		2,200.00	000100	13.9
					2,200.00	017200	7.0
Primitivo	1,544.00	020800	9.3		2,250.00	000100	4.0
	1,550.00	000100	2.6		2,357.32	000100	5.2
	2,700.00	000100	8.2		2,400.00	000100	17.0
Wtd. Avg. Base & Total Tons	2,016.38		20.1		2,500.00	020800	0.6
					2,550.00	000100	3.5
Sagrantino	1,700.00	024500	5.4		2,600.00	000100	5.1
	2,525.00	020800	3.4		2,700.00	000100	16.7
Wtd. Avg. Base & Total Tons	2,018.75		8.8		2,796.00	020800	3.0
					2,800.00	000100	6.3
Sangiovese *	1,400.00	000100	1.5	Wtd. Avg. Base & Total Tons	2,394.36		96.4
	1,500.00	000100	6.5				
	1,550.00	021100	2.5	Zinfandel	1,800.00	000100	5.0
	1,600.00	000100	3.4		1,850.00	000100	2.3
	1,997.53	000100	0.4		2,000.00	000100	1.3
	2,000.00	000100	3.6		2,150.00	000100	1.5
	2,000.00	013600	0.5		2,200.00	000100	0.4

**TABLE 8: BASE PRICE PAID TO GROWERS FOR GRAPES CRUSHED AND DELIVERED TO CALIFORNIA PROCESSORS
FROM THE 2024 CROP WITH BRIX FACTORS AND PURCHASED TONNAGE, BY TYPE, VARIETY, REPORTING DISTRICT
WHERE GROWN, AND WEIGHTED AVERAGE BASE PRICE**

District, Type, and Variety	Base Price	Brix	Tons	District, Type, and Variety	Base Price	Brix	Tons
	Per Ton	Factors			Per Ton	Factors	
	Dollars	Code ¹			Dollars	Code ¹	
DISTRICT 16 (Cont'd)					673.19	000100	529.1
Zinfandel (Cont'd)	2,250.00	000100	4.5		675.00	000100	199.3
	2,300.00	000100	6.1		697.00	059597	323.5
	2,400.00	000100	29.0		711.88	000100	68.3
	2,500.00	000100	7.5		715.00	000100	252.6
	2,650.00	000100	2.0		725.00	000100	538.3
Wtd. Avg. Base & Total Tons	2,311.49		59.6		750.00	000100	2,089.9
					765.71	000100	341.7
Other Red Wine ²	2,400.00	000100	0.5		800.00	000100	6,256.4
Wtd. Avg. Base & Total Tons	2,400.00		0.5		850.00	000100	1,162.9
					1,100.00	020800	143.7
DISTRICT 17					1,100.00	021200	109.6
Wine Grapes (White)					1,400.00	021200	22.7
Albarino *	200.00	000100	48.5		1,500.00	013400	2.0
	450.00	001000	228.6		1,600.00	000100	3.0
	475.00	000100	326.9	Wtd. Avg. Base & Total Tons	613.76		39,032.5
	500.00	000100	7.2				
	642.00	039790	349.7	Chenin Blanc	167.00	000800	101.8
	645.00	039790	74.3		167.00	007900	135.7
	647.00	042475	461.7		217.00	007900	52.0
	650.00	039790	178.4		250.00	000100	0.8
	650.00	039820	370.0		375.00	001300	2,263.3
	665.00	039820	705.7		425.00	000100	292.2
	667.00	039790	154.4		440.00	000100	230.9
	670.00	039820	89.4		450.00	000100	342.7
	670.00	040790	300.9		455.70	008302	4.3
	675.00	039790	979.4		467.00	038170	230.6
	675.00	040790	192.8		467.00	039708	819.7
	725.00	000100	48.0		500.00	000100	179.3
	725.00	013600	160.1		500.00	009000	364.0
	750.00	011100	74.6		540.96	007600	300.1
	1,300.00	000100	2.8		550.00	000100	108.9
	1,325.00	010700	6.7		625.00	000100	194.6
	1,450.00	000100	2.0		625.00	009000	478.5
Wtd. Avg. Base & Total Tons	639.94		4,763.3		700.00	000100	75.0
					700.00	009000	50.1
Chardonnay *	167.00	010900	1,483.3		710.96	009000	539.8
	200.00	000100	56.9		725.00	000100	86.9
	217.00	010900	1,369.3		750.00	000100	351.7
	300.00	000100	463.3		790.00	000100	68.3
	325.00	000100	272.4		800.00	000100	144.0
	350.00	000100	754.2		800.00	008302	5.3
	375.00	000100	73.7		850.00	000100	150.3
	400.00	000100	5.8		880.00	000100	153.4
	415.00	000100	363.3		1,100.00	000100	22.7
	425.00	000100	351.6		1,200.00	005600	8.9
	465.00	000100	594.2		1,250.00	000100	11.2
	467.00	002000	939.3		1,300.00	008302	7.1
	475.00	000100	1,518.4		1,325.00	016800	15.5
	500.00	000100	747.9		1,400.00	000100	10.6
	530.00	059595	182.8		1,407.99	010100	4.5
	550.00	059825	1,191.1		1,450.00	000100	2.0
	565.00	059825	547.0		1,500.00	000100	2.0
	570.00	059597	238.8		1,500.00	013100	3.0
	585.00	000100	142.9		1,600.00	000100	3.2
	600.00	000100	909.2		1,650.00	000100	1.0
	600.00	016300	188.6		1,850.00	000100	7.3
	600.00	059597	540.8	Wtd. Avg. Base & Total Tons	2,075.00	000100	5.0
	615.00	059597	1,435.4		519.00		7,828.2
	617.00	059597	340.7	Cortese	167.00	007900	25.2
	620.00	059597	1,391.1		1,450.00	000100	5.1
	625.00	000100	921.7		1,467.00	008000	14.6
	625.00	059825	207.0	Wtd. Avg. Base & Total Tons	735.45		44.9
	642.00	059595	159.6	Falaghina Greco	167.00	007900	38.5
	642.00	059597	1,287.5		1,150.00	000100	2.4
	647.16	007600	758.2		1,400.00	000100	5.9
	650.00	000100	1,999.0		1,450.00	000100	5.8
	650.00	011300	838.4		1,467.00	008000	8.4
	650.00	013600	483.9	Wtd. Avg. Base & Total Tons	625.94		61.0
	650.00	013800	522.0	Fiano	1,250.00	000100	1.8
	650.00	059597	871.2	Wtd. Avg. Base & Total Tons	1,250.00		1.8
	650.00	059825	625.0				
	667.00	059597	1,678.9				
	667.00	059825	535.1				

**TABLE 8: BASE PRICE PAID TO GROWERS FOR GRAPES CRUSHED AND DELIVERED TO CALIFORNIA PROCESSORS
FROM THE 2024 CROP WITH BRIX FACTORS AND PURCHASED TONNAGE, BY TYPE, VARIETY, REPORTING DISTRICT
WHERE GROWN, AND WEIGHTED AVERAGE BASE PRICE**

District, Type, and Variety	Base Price	Brix	Tons	District, Type, and Variety	Base Price	Brix	Tons
	Per Ton	Factors			Per Ton	Factors	
	Dollars	Code ¹			Dollars	Code ¹	
DISTRICT 17 (Cont'd)					545.00	037435	1,148.7
Gewurztraminer	200.00	000100	258.6		545.00	038219	261.1
	217.00	007900	414.8		545.00	039708	1,260.8
	225.00	000100	268.0		550.00	038203	235.7
	370.00	001400	803.9		550.00	039708	600.0
	400.00	000100	175.6		560.56	000100	387.1
	405.00	038213	435.3		567.00	000600	298.9
	500.00	000100	5.9		575.00	000600	100.8
	525.00	000100	72.8		575.00	009350	348.7
	600.00	001300	714.2		600.00	000100	1,273.7
	620.00	038213	215.3		600.00	041700	53.5
	650.00	039820	795.9		617.00	037433	1,263.2
	1,100.00	000100	4.2		617.00	037435	436.3
	1,150.00	000100	2.3		625.00	000100	638.3
Wtd. Avg. Base & Total Tons	449.69		4,166.8		625.00	011100	205.2
					640.00	039792	814.8
Gruener Veltliner	400.00	039790	51.5		650.00	000100	149.2
	1,150.00	000100	2.4		650.00	017400	15.4
Wtd. Avg. Base & Total Tons	433.40		53.9		675.00	000100	508.5
					750.00	000100	180.0
Muscat Blanc *	700.00	000100	136.1		800.00	000100	281.2
	1,325.00	010700	23.0		950.00	000100	143.8
	1,525.00	000100	5.7		1,000.00	017000	45.5
	2,075.00	017600	1.0		1,050.00	017200	191.1
Wtd. Avg. Base & Total Tons	823.36		165.8		1,325.00	010700	13.4
					1,600.00	000100	2.4
Muscat Of Alexandria	767.00	058793	86.5		1,650.00	000100	2.1
Wtd. Avg. Base & Total Tons	767.00		86.5	Wtd. Avg. Base & Total Tons	578.25		14,187.5
Muscat Orange	350.00	000100	55.2	Semillon	450.00	000100	355.0
Wtd. Avg. Base & Total Tons	350.00		55.2		567.00	037450	191.0
					1,500.00	000100	18.0
Pinot Gris *	300.00	000100	123.8	Wtd. Avg. Base & Total Tons	523.13		564.0
	375.00	000100	118.9				
	400.00	009400	359.1	Verdejo	1,450.00	000100	7.6
	450.00	000100	89.1	Wtd. Avg. Base & Total Tons	1,450.00		7.6
	500.00	000100	268.2				
	500.00	009000	1,548.8	Verdelho	400.00	042790	196.3
	525.00	000100	51.9	Wtd. Avg. Base & Total Tons	400.00		196.3
	530.00	001000	347.3				
	530.00	038213	1,067.0	Viognier	150.00	000100	27.3
	542.00	038213	1,512.2		217.00	007900	17.4
	592.00	038203	256.0		425.00	000100	374.6
	600.00	000100	3,820.0		450.00	067893	54.7
	615.00	039715	339.1		600.00	070454	680.1
	615.00	039725	155.3		620.00	070454	409.9
	617.00	038213	417.6		650.00	000100	23.9
	625.00	000100	51.4		667.00	069478	27.5
	625.42	000100	157.5		667.00	070454	423.3
	625.42	015300	813.3		675.00	069478	990.2
	640.00	000100	331.1		975.00	000100	3.7
	647.00	038213	591.2		1,500.00	013400	3.0
	650.00	010900	260.7	Wtd. Avg. Base & Total Tons	608.31		3,035.6
	650.00	011500	2,543.3				
	667.00	038213	446.2	White Riesling *	167.00	007900	238.4
	675.00	000100	1,088.3		200.00	000100	11.4
	675.00	039715	329.2		217.00	007900	108.2
	817.00	058793	137.7		250.00	000100	54.6
	1,050.00	000100	117.0		300.00	000100	74.0
	1,467.00	008000	10.7		350.00	038213	208.7
	1,500.00	000100	23.2		367.00	038213	720.0
Wtd. Avg. Base & Total Tons	596.96		17,375.1		400.00	046000	260.7
					500.00	000100	619.8
Sauvignon Blanc *	200.00	000100	283.5		600.00	013100	192.2
	250.00	000100	75.4		650.00	038213	1,425.6
	300.00	000100	42.4		667.00	038213	260.1
	400.00	000100	4.1		750.00	000100	242.1
	415.00	000100	139.6		850.00	000100	3.3
	425.00	000100	48.8	Wtd. Avg. Base & Total Tons	509.77		4,419.1
	450.00	000100	1,099.2				
	475.00	000100	111.5	Other White Wine ²	400.00	039790	35.1
	500.00	000100	101.4	Wtd. Avg. Base & Total Tons	400.00		35.1
	525.00	000100	176.5				
	540.00	038203	650.0				
	540.00	039708	595.7				

**TABLE 8: BASE PRICE PAID TO GROWERS FOR GRAPES CRUSHED AND DELIVERED TO CALIFORNIA PROCESSORS
FROM THE 2024 CROP WITH BRIX FACTORS AND PURCHASED TONNAGE, BY TYPE, VARIETY, REPORTING DISTRICT
WHERE GROWN, AND WEIGHTED AVERAGE BASE PRICE**

District, Type, and Variety	Base Price	Brix	Tons	District, Type, and Variety	Base Price	Brix	Tons
	Per Ton	Factors			Per Ton	Factors	
	Dollars	Code ¹			Dollars	Code ¹	
DISTRICT 17 (Cont'd)					475.00	067606	260.0
Wine Grapes (Red)					475.00	067607	362.2
Alicante Bouschet *	1,775.00	000100	0.5		500.00	018100	196.4
Wtd. Avg. Base & Total Tons	1,775.00		0.5		550.00	018100	24.2
					570.00	067605	359.7
Barbera	1,575.00	020600	3.7		575.00	067605	1,113.9
Wtd. Avg. Base & Total Tons	1,575.00		3.7		592.00	067606	720.7
					600.00	000100	527.3
Cabernet Franc	650.00	000100	2.8		600.00	023100	562.8
	800.00	000100	20.6		600.00	049350	507.4
	1,000.00	008304	3.3		617.00	067606	80.0
	1,700.00	017900	4.2		625.00	067606	708.7
Wtd. Avg. Base & Total Tons	930.10		30.9		625.00	067607	463.8
					650.00	000100	2,790.4
Cabernet Sauvignon	650.00	000100	4.2		650.00	023100	226.6
	800.00	000100	12.0		675.00	023100	867.6
	900.00	000100	681.5		686.00	000100	320.4
	900.00	021500	95.2		697.00	067607	459.1
	1,700.00	000100	3.9		700.00	000100	1,887.9
Wtd. Avg. Base & Total Tons	901.09		796.8		700.00	021000	731.5
					700.00	021200	848.0
Grenache *	1,450.00	000100	31.3		700.00	021500	494.7
	1,500.00	000100	3.0		700.00	025100	181.1
	1,975.00	000100	3.0		750.00	000100	1,434.7
	2,075.80	013600	12.6		800.00	000100	18.1
Wtd. Avg. Base & Total Tons	1,642.59		49.9		850.00	000100	224.0
					875.00	000100	731.3
Malbec	650.00	000100	2.5		900.00	000100	463.1
	2,375.00	017600	1.0		966.99	000100	339.4
Wtd. Avg. Base & Total Tons	1,142.86		3.5		1,300.00	021000	144.6
					1,600.00	000100	2.6
Merlot	550.00	023100	411.8		1,650.00	024500	9.5
	600.00	023100	563.1		1,750.00	000100	3.3
	650.00	000100	2.4		2,250.00	000100	3.7
	684.22	017000	443.6	Wtd. Avg. Base & Total Tons	629.54		23,058.2
	750.00	000100	46.3				
	800.00	000100	707.6	Primitivo	650.00	000100	1.8
	1,175.00	000100	1.9		1,750.00	000100	2.0
	1,200.00	000100	3.1	Wtd. Avg. Base & Total Tons	1,228.95		3.8
Wtd. Avg. Base & Total Tons	677.21		2,179.8				
				Syrah *	400.00	000100	15.3
Nebbiolo	1,775.00	000100	2.2	Wtd. Avg. Base & Total Tons	400.00		15.3
Wtd. Avg. Base & Total Tons	1,775.00		2.2				
				Tannat	2,375.00	017600	0.9
Petit Verdot	650.00	000100	0.9	Wtd. Avg. Base & Total Tons	2,375.00		0.9
	800.00	000100	19.0				
	1,250.00	000100	1.2	Tempranillo *	800.00	000100	2.9
	1,700.00	021600	2.8		1,975.00	000100	2.4
Wtd. Avg. Base & Total Tons	922.38		23.9		2,150.00	000100	3.8
				Wtd. Avg. Base & Total Tons	1,673.63		9.1
Petite Sirah	250.00	000100	1.6				
	400.00	000100	620.7	Teroldego	800.00	000100	3.0
	500.00	000100	146.1		1,475.00	013400	5.0
	650.00	000100	1.5		1,650.00	000100	2.3
	650.00	067930	347.7		1,675.00	000100	3.0
	650.00	067955	425.7		2,504.73	000100	1.5
	750.00	000100	95.3	Wtd. Avg. Base & Total Tons	1,510.28		14.8
	800.00	000100	59.7				
	850.00	021500	18.0	Valdiguie *	500.00	000100	25.5
	853.23	000100	410.5		500.00	007600	87.0
	875.00	000100	675.7	Wtd. Avg. Base & Total Tons	500.00		112.5
	900.00	000100	338.2				
	1,100.00	000100	25.2	Zinfandel	250.00	000100	9.8
	1,700.00	021600	2.1	Wtd. Avg. Base & Total Tons	250.00		9.8
Wtd. Avg. Base & Total Tons	706.16		3,168.0				
Pinot Noir *	150.00	000100	1.8				
	225.00	028000	83.8				
	250.00	000100	411.5				
	350.00	028000	94.8				
	400.00	000100	275.1				
	450.00	000100	22.2				
	450.00	021000	46.2				
	475.00	067395	1,087.5				
Wtd. Avg. Base & Total Tons	475.00	067418	2,966.6				

* Synonyms for variety names are shown on Page 9.

¹ See code descriptions in Table 8 - Supplement: 2024 Brix Adjustment Factors.

² Other categories include minor and mixed varieties.

³ This variety was included in Other White Wine in 2023.

⁴ This variety was included in Other Red Wine in 2023.

TABLE 8 - SUPPLEMENT: 2024 BRIX ADJUSTMENT FACTORS

The following Brix adjustment factors are on a per degree Brix basis and are normally calculated to a tenth of a degree, and are cumulative unless otherwise indicated. Most processors, however, indicate maximum and/or minimum Brix acceptance limits. Grapes testing above or below these limits may be subject to price renegotiation, acceptance for use other than for table wine, or rejection by the processors. Discounts for high sugar apply to both base price and bonus unless otherwise stated. There are factors other than Brix, such as material other than grapes (MOG), defects, weight loss in late harvest grapes, and sugar/acid ratios that affect grape prices. These were not considered in this presentation, unless otherwise stated, but were considered in arriving at weighted average prices.

Category	Code	Description	Category	Code	Description
NO BASE	000100	No max. or min.	NO BASE	009350	Acceptable limits 19-23.5
	000400	Min. acceptance 16		009400	Acceptable limits 19-24
	000500	Min. acceptance 16.5		009500	Acceptable limits 19-25
	000600	Min. acceptance 17		009520	Acceptable limits 19-26
	000700	Min. acceptance 17.5		009525	Acceptable limits 19-27
	000750	Min. acceptance 17.9		009650	Acceptable limits 19.5-20.5
	000800	Min. acceptance 18		009670	Acceptable limits 19.5-21
	001000	Min. acceptance 19		009700	Acceptable limits 19.5-21.5
	001050	Min. acceptance 19.1		010100	Acceptable limits 19.5-23.5
	001300	Min. acceptance 19.5		010110	Acceptable limits 19.5-24
	001310	Min. acceptance 19.6		010600	Acceptable limits 20-21
	001400	Min. acceptance 20		010700	Acceptable limits 20-22
	001640	Min. acceptance 20.8		010800	Acceptable limits 20-22.5
	001700	Min. acceptance 21		010900	Acceptable limits 20-23
	001750	Min. acceptance 21.2		011000	Acceptable limits 20-23.5
	001800	Min. acceptance 21.5		011100	Acceptable limits 20-24
	001900	Min. acceptance 22		011200	Acceptable limits 20-24.5
	001920	Min. acceptance 22.2		011300	Acceptable limits 20-25
	001940	Min. acceptance 22.3		011400	Acceptable limits 20-26
	002000	Min. acceptance 22.5		011500	Acceptable limits 20-27
	002100	Min. acceptance 22.8		011600	Acceptable limits 20-28
	002200	Min. acceptance 23		011800	Acceptable limits 20-30
	002275	Min. acceptance 23.3		011837	Acceptable limits 20.2-22
	002300	Min. acceptance 23.5		012170	Acceptable limits 20.5-21
	002400	Min. acceptance 23.7		012175	Acceptable limits 20.5-21.5
	002600	Min. acceptance 24		012200	Acceptable limits 20.5-22
	002650	Min. acceptance 24.2		012300	Acceptable limits 20.5-22.5
	002900	Min. acceptance 24.5		012400	Acceptable limits 20.5-23
	003010	Min. acceptance 24.7		012550	Acceptable limits 20.5-24
	003100	Min. acceptance 25		012600	Acceptable limits 20.5-24.5
	003125	Min. acceptance 25.3		012610	Acceptable limits 20.5-25
	003200	Min. acceptance 26		012775	Acceptable limits 20.6-22.7
	003400	Min. acceptance 27		012790	Acceptable limits 20.8-24.9
	004050	Max. acceptance 24		012900	Acceptable limits 21-22
	004100	Max. acceptance 24.5		013000	Acceptable limits 21-22.5
	004255	Max. acceptance 27		013100	Acceptable limits 21-23
	004268	Max. acceptance 29		013200	Acceptable limits 21-23.5
	004900	Acceptable limits 15-18		013400	Acceptable limits 21-24
	004950	Acceptable limits 15-22		013500	Acceptable limits 21-24.5
	005110	Acceptable limits 15.5-19		013600	Acceptable limits 21-25
	005350	Acceptable limits 16-18		013800	Acceptable limits 21-26
	005600	Acceptable limits 16-20		014000	Acceptable limits 21-27
	006060	Acceptable limits 16.5-19.0		014100	Acceptable limits 21-28
	006250	Acceptable limits 17-18		014400	Acceptable limits 21-29
	006300	Acceptable limits 17-19		014500	Acceptable limits 21-30
	006400	Acceptable limits 17-20		015200	Acceptable limits 21.5-22.5
	006500	Acceptable limits 17-21		015300	Acceptable limits 21.5-23
	006830	Acceptable limits 17-24		015500	Acceptable limits 21.5-23.5
	006840	Acceptable limits 17-25		015700	Acceptable limits 21.5-24
	007050	Acceptable limits 17.5-19		015800	Acceptable limits 21.5-24.5
007500	Acceptable limits 18-19	015900	Acceptable limits 21.5-25		
007600	Acceptable limits 18-20	016100	Acceptable limits 21.5-26		
007650	Acceptable limits 18-20.5	016300	Acceptable limits 21.5-27		
007800	Acceptable limits 18-21	016335	Acceptable limits 21.5-28		
007900	Acceptable limits 18-22	016800	Acceptable limits 22-23		
008000	Acceptable limits 18-23	016900	Acceptable limits 22-23.5		
008100	Acceptable limits 18-24	017000	Acceptable limits 22-24		
008150	Acceptable limits 18-24.5	017100	Acceptable limits 22-24.5		
008200	Acceptable limits 18-25	017200	Acceptable limits 22-25		
008302	Acceptable limits 18-27	017300	Acceptable limits 22-25.5		
008303	Acceptable limits 18-28	017400	Acceptable limits 22-26		
008304	Acceptable limits 18 - 29	017600	Acceptable limits 22-27		
008390	Acceptable limits 18.5-20	017800	Acceptable limits 22-28		
008400	Acceptable limits 18.5-20.5	017900	Acceptable limits 22-29		
008650	Acceptable limits 18.5-23	018000	Acceptable limits 22-30		
008900	Acceptable limits 19-20	018025	Acceptable limits 22-31		
009000	Acceptable limits 19-21	018050	Acceptable limits 22-32		
009050	Acceptable limits 19-21.5	018100	Acceptable limits 22-35		
009100	Acceptable limits 19-22	018900	Acceptable limits 22.5-24		
009300	Acceptable limits 19-23	019000	Acceptable limits 22.5-24.5		

TABLE 8 - SUPPLEMENT: 2024 BRIX ADJUSTMENT FACTORS

The following Brix adjustment factors are on a per degree Brix basis and are normally calculated to a tenth of a degree, and are cumulative unless otherwise indicated. Most processors, however, indicate maximum and/or minimum Brix acceptance limits. Grapes testing above or below these limits may be subject to price renegotiation, acceptance for use other than for table wine, or rejection by the processors. Discounts for high sugar apply to both base price and bonus unless otherwise stated. There are factors other than Brix, such as material other than grapes (MOG), defects, weight loss in late harvest grapes, and sugar/acid ratios that affect grape prices. These were not considered in this presentation, unless otherwise stated, but were considered in arriving at weighted average prices.

Category	Code	Description	Category	Code	Description
NO BASE	019100	Acceptable limits 22.5-25	SPECIAL CLASS	032250	Per degree brix, max. 20
	019200	Acceptable limits 22.5-25.5		032550	Premiums paid
	019300	Acceptable limits 22.5-26		033625	-10% below, +10% above to 17.5, min. 15.5
	019500	Acceptable limits 22.5-27		034010	No premium; -10% below, acceptable limits 16-21
	019550	Acceptable limits 22.5-27.5		034975	No premium; -10% below, min. 17
	019600	Acceptable limits 22.5-28		036590	No premium; -10% below
	019625	Acceptable limits 22.5-28.5		037100	No premium; -10% below, acceptable limits 18-30
	020300	Acceptable limits 22.8-25.5		037433	No premium; -10% below, min. 18
	020460	Acceptable limits 22.9-25.5		037435	No premium; -10% below
	020470	Acceptable limits 22.9-26		037437	No premium; -10% below, min. 18
	020600	Acceptable limits 23-24		037450	No premium; -10% below
	020700	Acceptable limits 23-24.5		037655	No premium; -10% below, min. 18.5
	020800	Acceptable limits 23-25		037780	No premium; -10% below, min. 19
	020900	Acceptable limits 23-25.5		038170	No premium; -10% below, min. 19
	021000	Acceptable limits 23-26		038203	No premium; -10% below, min. 19
	021100	Acceptable limits 23-26.5		038213	No premium; -10% below, min. 19
	021200	Acceptable limits 23-27		038219	No premium; -10% below, min. 19
	021500	Acceptable limits 23-28		039708	No premium; -10% below, min. 19
	021600	Acceptable limits 23-29		039715	No premium; -10% below, min. 19
	021800	Acceptable limits 23-30		039720	No premium; -10% below, min. 19.5
	022600	Acceptable limits 23.5-24.5		039725	No premium; -10% below
	022700	Acceptable limits 23.5-25		039785	No premium; -10% below
	022800	Acceptable limits 23.5-25.5		039790	No premium; -10% below, min. 19
	022900	Acceptable limits 23.5-26		039792	No premium; -10% below, min. 19.5
	023000	Acceptable limits 23.5-26.5		039815	No premium; -10% below, min. 19
	023100	Acceptable limits 23.5-27		039820	No premium; -10% below, min. 19.5
	023400	Acceptable limits 23.5-28		040300	No premium; -10% below
	023500	Acceptable limits 23.5-28.5		040340	No premium; -10% below, acceptable limits 19.5-25
	023650	Acceptable limits 23.5-29.5		040490	No premium; -10% below
	024300	Acceptable limits 24-25		040790	No premium; -10% below, min. 19.5
	024400	Acceptable limits 24-25.5		040793	No premium; -10% below, min. 20
	024500	Acceptable limits 24-26		040795	No premium; -10% below, acceptable limits 20-23
	024600	Acceptable limits 24-26.5		041700	No premium; -10% below
	024800	Acceptable limits 24-27		042475	No premium; -10% below, min. 20
	025000	Acceptable limits 24-27.5		042790	No premium; -10% below, min. 20
	025100	Acceptable limits 24-28		043900	No premium; -10% below
	025150	Acceptable limits 24-28.5		044290	No premium; -10% below, min. 20.5
	025300	Acceptable limits 24-29		045263	No premium; -10% below, min. 20.5
	025400	Acceptable limits 24-30		046000	No premium; -10% below
	025450	Acceptable limits 24-32		048440	No premium; -10% below, min. 21
	026400	Acceptable limits 24.5-25		048510	+5% above, Acceptable Limits 21-26
	026500	Acceptable limits 24.5-25.5		048700	No premium; -10% below, min. 20
	026700	Acceptable limits 24.5-26		049350	No premium; -10% below, acceptable limits 21.5-24.5
	026800	Acceptable limits 24.5-26.5		051855	+10% above, max \$25
	026900	Acceptable limits 24.5-27		054496	No premium; -10% below, min. 22
	027100	Acceptable limits 24.5-28		054650	No premium; -10% below, min. 22
	027110	Acceptable limits 24.5-28.5		058790	No premium; -10% below, min. 22.5
	027500	Acceptable limits 25-26		058793	No premium; -10% below, min. 22
	027560	Acceptable limits 25-26.5		059550	+5% above, acceptable limits 22.5-26
	027600	Acceptable limits 25-27		059593	No premium; -10% below, min. 22
027700	Acceptable limits 25-27.5	059595	No premium; -10% below, min. 22.5		
027800	Acceptable limits 25-28	059597	No premium; -10% below, min. 23		
028000	Acceptable limits 25-29	059700	No premium; -10% below		
028100	Acceptable limits 25-30	059825	No premium; -10% below, min. 22.5		
028200	Acceptable limits 25-31	060406	+5% above to 26, -10% below		
028400	Acceptable limits 25-35	060410	+\$10 above to 25.5		
028700	Acceptable limits 25.5-26	060452	+5% above		
028800	Acceptable limits 25.5-27	060453	+5% above to 26		
028820	Acceptable limits 25.5-27.5	060500	No premium; -10% below		
029125	Acceptable limits 26-28	060517	No premium; -15% above or below		
029200	Acceptable limits 26-29	060738	+10% above		
029300	Acceptable limits 26-30	060745	+10% above, max \$25		
029500	Acceptable limits 26-32	060930	+ 10% per degree above 27		
029620	Acceptable limits 26-40	061300	No premium; -10% below		
029780	Acceptable limits 27-28	062411	+10% above to 24.5, -10% below, acceptable limits 22-26		
029800	Acceptable limits 27-29	062417	+10% above to 24.25, -10% below, acceptable limits 23-26		
029900	Acceptable limits 27-30	062443	+\$25 sugar bonus and +\$15 sugar premium		
030370	Acceptable limits 28-31	062525	No premium; -10% below		
030400	Acceptable limits 28-32	063453	+\$10 above, acceptable limits 23-25.5		
032050	Acceptable limits 38-42	063550	+5% above to 26, min. 23		

TABLE 8 - SUPPLEMENT: 2024 BRIX ADJUSTMENT FACTORS

The following Brix adjustment factors are on a per degree Brix basis and are normally calculated to a tenth of a degree, and are cumulative unless otherwise indicated. Most processors, however, indicate maximum and/or minimum Brix acceptance limits. Grapes testing above or below these limits may be subject to price renegotiation, acceptance for use other than for table wine, or rejection by the processors. Discounts for high sugar apply to both base price and bonus unless otherwise stated. There are factors other than Brix, such as material other than grapes (MOG), defects, weight loss in late harvest grapes, and sugar/acid ratios that affect grape prices. These were not considered in this presentation, unless otherwise stated, but were considered in arriving at weighted average prices.

Category	Code	Description
23.5-25 BRIX	063560	+5% above to 26, -10% below, min. 23
	063600	No premium; -10% below
	063700	No premium; -10% below, min. 22.5
23.5-25.5 BRIX	064180	No premium; -10% below, acceptable limits 22.5-26
	064348	+5% above, min 23
	064349	+5% above, -10% below, min. 23
23.5-26 BRIX	064405	No premium; -\$100/ton per degree below
	064800	No premium; -10% below
	066325	+25% above
24-25 BRIX	067152	+5% above to 26
	067170	+ \$10 above, acceptable limits 23-25.5
24-25.5 BRIX	067190	No premium; -10% below, min. 23.5
	067395	+5% above, min. 23.5
	067408	+5% above to 26, -10% below, min. 23.5
	067418	+5% above to 27, -10% below, min. 23.5
24-26 BRIX	067603	+5% above
	067604	+5% above, min. 23.5
	067605	+5% above, -10% below
	067606	+5% above, -10% below, min. 23
	067607	+5% above, -10% below, min. 23.5
	067608	+ 5% above, -15% below
	067890	+5% above to 26.5, -10% below
	067893	+5% above to 26.5, -10% below, min. 23.5
	067901	+5% above to 27, -10% below
	067906	+5% above to 27, -15% below
	067907	+5% above to 27.5, -10% below
24-26.5 BRIX	067930	+5% above, -10% below, min. 23
	067952	No premium; -10% below
	067955	+5% above, -10% below, min. 24
24-27 BRIX	067981	+5% above
	068300	No premium; -10% below
24.5 BRIX	069310	+5% above, Acceptable Limits 23.5-26
24.5-25.5 BRIX	069440	+5% above to 28, -10% below, min. 24
	069478	+5% above, -10% below, min. 24
	069483	+5% above, -10% below, min. 23
24.5-26.5 BRIX	069800	No premium; -10% below
25 BRIX	070429	+5% above, min. 23.5
	070436	+5% above, -10% below, min. 23
	070454	+5% above, -10% below, min. 24
	070466	+5% above, min. 24
25-27 BRIX	070467	+5% above, -10% below, min. 24
	070535	+25.5% above
27 BRIX	070635	+4% above
	070647	+28% above



**TABLE 10: WEIGHTED AVERAGE GROWER RETURNS PER TON DELIVERED BASIS NON-RELATED PURCHASE
FOR WINE, CONCENTRATE, JUICE, VINEGAR, AND BEVERAGE BRANDY BY CALIFORNIA PROCESSORS
FROM THE 2024 CROP BY TYPE, VARIETY, AND REPORTING DISTRICT WHERE GROWN, WITH COMPARISONS**

Type and Variety	1	2	3	4	5	6	7	8	9	10
	Dollars									
RAISIN GRAPES										
Fiesta	--	--	--	--	--	--	--	--	--	--
Thompson Seedless *	--	--	--	--	--	--	--	--	--	--
Total Raisin	--	--	--	--	--	--	--	--	--	--
TABLE GRAPES										
Autumn King	--	--	--	--	--	--	--	--	--	--
Autumn Royal	--	--	--	--	--	--	--	--	--	--
Cotton Candy	--	--	--	--	--	--	--	--	--	--
Great Green *	--	--	--	--	--	--	--	--	--	--
Ivory *	--	--	--	--	--	--	--	--	--	--
Krissy *	--	--	--	--	--	--	--	--	--	--
Luisco	--	--	--	--	--	--	--	--	--	--
Red Globe *	--	--	--	--	--	--	--	--	--	--
Scarlet	--	--	--	--	--	--	--	--	--	--
Scarlet Royal	--	--	--	--	--	--	--	--	--	--
Sugra-52	--	--	--	--	--	--	--	--	--	--
Sugraone *	--	--	--	--	--	--	--	--	--	--
Other Table ¹	--	--	--	--	--	1,800.00	--	--	--	1,500.00
Total Table	--	--	--	--	--	1,800.00	--	--	--	1,500.00
WINE GRAPES (WHITE)										
Albarino *	1,749.06	2,800.00	3,017.60	4,373.67	1,581.69	714.43	1,438.90	2,243.98	1,000.00	1,823.13
Arneis	2,711.11	--	2,200.00	2,500.00	1,000.00	--	1,800.00	2,381.48	--	--
Assyrτικο ²	--	--	--	--	1,800.00	--	2,450.00	2,387.10	1,850.00	--
Burger *	--	--	--	--	--	--	--	--	--	--
Chardonnay *	1,016.36	1,547.63	2,547.55	3,605.91	1,134.95	1,402.29	1,157.67	1,485.19	644.33	1,943.52
Chenin Blanc	2,240.53	1,712.25	1,908.02	3,446.94	579.78	545.82	1,762.68	1,458.92	897.01	1,924.73
Clairette Blanche	--	--	3,694.00	--	--	--	1,100.00	2,893.77	--	2,400.00
Cortese	--	--	--	--	--	--	--	--	1,450.00	--
Falaghina Greco	3,372.97	--	4,000.00	--	--	--	2,875.00	2,906.25	1,450.00	2,000.00
Fiano	--	--	3,698.19	2,500.00	--	2,000.00	--	--	1,271.43	2,251.16
Flora	--	--	--	2,749.96	--	--	--	--	--	--
French Colombard	1,228.49	--	2,056.07	--	2,400.00	--	--	462.18	--	--
Gewurztraminer	2,237.94	1,950.00	2,355.89	--	450.41	2,000.00	684.52	2,200.00	--	1,950.00
Gray Riesling *	--	--	3,041.56	--	--	--	1,500.00	1,631.00	--	--
Grenache Blanc *	3,144.44	2,600.00	2,629.12	--	1,800.00	676.92	1,309.50	1,998.63	--	2,131.51
Grenache Gris *	3,800.00	--	1,800.00	--	--	--	1,300.00	2,575.70	--	1,800.00
Gruner Veltliner	2,400.00	--	3,219.30	--	--	1,993.53	1,176.43	2,605.05	--	--
Malvasia Bianca	2,200.00	--	2,802.08	3,000.00	1,833.00	1,934.90	1,285.42	1,930.15	750.00	--
Marsanne	2,207.69	--	3,441.64	2,555.00	--	--	3,750.00	3,054.27	--	1,993.90
Melon	--	--	2,200.00	--	--	--	2,268.84	2,000.00	--	--
Moscato Gaillo *	--	--	--	--	--	--	--	--	--	--
Muscat Blanc *	804.51	1,343.09	2,085.87	2,999.67	--	1,225.00	1,800.00	1,388.40	1,308.67	1,650.00
Muscat Of Alexandria	--	--	6,300.00	--	--	--	--	--	--	2,000.00
Muscat Orange	2,000.00	--	--	--	--	--	3,100.00	1,603.27	382.17	--
Palomino *	--	--	10,891.00	--	--	2,000.00	--	--	--	--
Picpoul Blanc	3,867.40	--	2,700.00	2,200.00	--	--	1,158.51	2,229.16	750.00	1,937.33
Pinot Blanc	1,617.99	--	1,670.88	2,950.98	--	2,000.00	1,337.21	3,003.05	1,612.47	--
Pinot Gris *	2,331.18	1,628.43	1,895.55	2,590.06	652.38	2,125.17	1,024.57	1,194.08	567.65	1,480.15
Ribolla Gialla *	2,800.00	--	3,392.66	3,993.59	--	--	--	--	--	--
Roussanne	3,215.32	2,270.00	3,423.76	3,500.00	--	2,000.00	--	3,644.94	1,650.00	1,960.25
Sauvignon Blanc *	1,455.62	1,318.67	1,999.77	3,246.45	1,441.05	829.16	1,293.15	1,541.89	566.07	1,697.23
Sauvignon Gris	--	--	2,937.14	3,200.00	--	--	1,850.00	--	--	--
Sauvignon Vert *	--	--	2,402.22	3,673.29	--	--	--	--	--	--
Semillon	2,078.72	1,825.00	2,833.55	3,828.74	2,100.00	--	1,853.62	1,835.19	--	1,900.00
St. Emilion *	2,800.00	--	--	--	--	--	--	3,288.10	--	--
Sylvaner	--	--	--	--	--	--	--	--	--	--
Symphony	--	--	--	--	--	--	--	--	--	--
Tocai Friulano	2,006.71	--	3,156.82	3,852.48	--	--	--	1,700.00	--	--
Torrontes	--	--	--	--	--	--	--	--	--	--
Triplett Blanc	--	--	--	--	--	--	--	--	--	--
Verdejo	--	--	1,950.00	--	--	400.00	2,750.00	1,442.86	--	1,500.00
Verdelho	--	--	--	--	1,367.65	400.00	1,800.00	1,843.90	2,108.59	1,326.90
Vernacina *	2,203.46	--	2,378.05	3,094.24	1,300.00	--	1,192.68	2,267.41	1,475.81	1,799.94
Vernaccia	--	--	--	--	--	--	--	--	--	--
Viognier	1,590.63	1,629.88	3,194.48	3,757.28	1,200.00	2,867.31	2,450.20	2,266.80	1,693.97	1,956.99
White Riesling *	2,709.59	1,836.36	3,405.90	3,057.90	216.90	2,700.00	1,062.89	1,200.43	--	--
Other White Wine ¹	2,877.97	--	3,129.83	3,777.80	1,800.00	2,000.00	2,590.12	2,235.67	1,252.40	2,565.49
Total White	1,109.85	1,335.85	2,462.19	3,492.86	931.41	1,156.71	1,141.88	1,522.91	685.91	1,833.15

**TABLE 10: WEIGHTED AVERAGE GROWER RETURNS PER TON DELIVERED BASIS NON-RELATED PURCHASE
FOR WINE, CONCENTRATE, JUICE, VINEGAR, AND BEVERAGE BRANDY BY CALIFORNIA PROCESSORS
FROM THE 2024 CROP BY TYPE, VARIETY, AND REPORTING DISTRICT WHERE GROWN, WITH COMPARISONS**

Type and Variety	11	12	13	14	15	16	17	State Total	
								2024	2023
Dollars									
RAISIN GRAPES									
Fiesta	--	--	311.52	265.00	--	--	--	293.36	255.80
Thompson Seedless *	--	303.00	295.37	--	--	--	--	295.39	292.80
Total Raisin	--	303.00	297.13	265.00	--	--	--	295.05	288.76
TABLE GRAPES									
Autumn King	--	--	275.00	125.00	--	--	--	222.33	180.00
Autumn Royal	--	--	--	--	--	--	--	--	185.90
Cotton Candy	--	--	--	--	--	--	--	--	220.00
Great Green *	--	--	--	--	--	--	--	--	212.59
Ivory *	--	--	--	--	--	--	--	--	198.60
Krissy *	--	--	--	--	--	--	--	--	187.07
Luisco	200.00	--	--	--	--	--	--	200.00	216.81
Red Globe *	--	--	--	125.00	--	--	--	125.00	214.26
Scarlet	--	--	200.00	--	--	--	--	200.00	184.87
Scarlet Royal	--	--	--	125.00	--	--	--	125.00	--
Sugra-52	--	--	--	--	--	--	--	--	220.00
Sugraone *	--	--	--	--	--	--	--	--	215.19
Other Table ¹	--	--	170.00	125.00	--	--	--	127.10	183.05
Total Table	200.00	--	237.33	125.00	--	--	--	150.40	194.24
WINE GRAPES (WHITE)									
Albarino *	686.77	--	500.00	--	1,800.00	1,971.63	639.94	761.63	798.59
Arneis	--	--	--	--	--	2,265.69	--	2,289.93	2,429.11
Assyrτικο ²	--	--	--	--	--	--	--	2,221.23	--
Burger *	345.40	--	242.83	--	--	--	--	268.56	326.44
Chardonnay *	549.38	497.43	425.29	946.77	3,900.00	2,154.81	600.83	1,030.79	1,100.13
Chenin Blanc	440.62	390.00	342.05	--	--	--	519.12	449.34	481.52
Clairette Blanche	1,700.00	--	--	--	--	--	--	2,094.81	2,002.96
Cortese	--	--	--	--	--	--	735.45	805.76	1,887.97
Falaghina Greco	1,450.00	--	--	--	--	--	618.29	1,286.74	2,296.45
Fiano	1,419.05	--	642.45	--	--	1,400.00	1,250.00	1,917.79	2,117.09
Flora	--	--	--	--	--	--	--	2,749.96	2,608.07
French Colombard	355.56	367.46	303.64	280.04	--	--	--	304.11	317.25
Gewurztraminer	572.31	--	--	--	--	2,000.00	450.88	566.38	633.55
Gray Riesling *	--	--	--	--	--	--	--	2,161.26	2,806.23
Grenache Blanc *	596.56	--	1,044.88	--	1,800.00	1,942.30	--	1,574.58	1,874.24
Grenache Gris *	1,000.00	--	--	--	--	2,000.00	--	1,946.22	2,009.38
Gruener Veltliner	695.25	--	--	--	--	--	433.40	1,430.55	1,528.53
Malvasia Bianca	355.58	875.25	2,250.00	--	--	1,932.04	--	592.97	609.24
Marsanne	450.00	--	--	--	--	2,300.00	--	2,492.84	2,218.36
Melon	--	--	--	--	--	--	--	2,255.15	2,549.57
Moscato Gaillo *	--	--	--	--	--	--	--	--	2,000.00
Muscat Blanc *	366.38	465.00	402.71	--	1,800.00	2,084.66	823.36	479.05	539.28
Muscat Of Alexandria	1,000.00	325.06	301.25	270.14	--	--	767.00	298.58	304.49
Muscat Orange	474.21	513.17	472.30	--	--	--	350.00	480.72	568.54
Palomino *	--	--	304.75	--	1,500.00	--	--	2,687.82	1,150.22
Picpoul Blanc	988.46	--	1,368.00	--	1,800.00	--	--	1,564.89	1,911.84
Pinot Blanc	900.00	--	--	--	--	--	--	1,804.80	1,739.64
Pinot Gris *	573.11	484.51	439.99	385.00	--	1,942.16	593.37	557.94	599.53
Ribolla Gialla *	1,712.90	--	--	--	--	--	--	3,412.34	3,389.36
Roussanne	998.87	--	--	--	--	2,234.78	--	2,722.98	2,647.73
Sauvignon Blanc *	530.07	509.53	625.71	500.71	--	2,159.06	570.43	1,117.16	1,175.96
Sauvignon Gris	--	--	--	--	--	--	--	2,893.81	2,535.27
Sauvignon Vert *	--	--	--	--	--	--	--	2,900.48	2,544.22
Semillon	477.86	--	--	--	--	2,200.00	523.13	1,312.35	1,186.35
St. Emilion *	--	--	--	--	--	--	--	3,080.82	2,407.19
Sylvaner	--	--	--	--	--	--	--	--	2,000.00
Symphony	271.00	400.34	341.63	--	--	--	--	344.08	351.04
Tocai Friulano	--	--	--	--	--	--	--	2,556.67	2,416.67
Torrontes	1,507.85	--	--	--	--	--	--	1,507.85	1,697.42
Triplet Blanc	--	--	175.00	--	--	--	--	175.00	207.41
Verdejo	217.00	--	--	--	--	--	--	579.86	679.80
Verdelho	526.22	1,300.00	--	--	--	--	400.00	617.42	704.91
Vermantino *	533.67	1,464.60	569.02	--	--	2,336.70	--	1,029.68	1,129.19
Vernaccia	--	--	--	--	--	--	--	--	2,550.00
Vioigner	592.71	442.38	2,100.00	--	1,800.00	2,225.09	646.34	736.62	778.67
White Riesling *	405.78	163.59	1,000.00	--	--	3,546.32	507.14	605.22	798.36
Other White Wine ¹	510.71	--	--	--	1,800.00	--	360.00	933.72	443.91
Total White	542.91	478.65	336.87	287.30	2,706.77	2,156.62	579.64	679.26	731.58

**TABLE 10: WEIGHTED AVERAGE GROWER RETURNS PER TON DELIVERED BASIS NON-RELATED PURCHASE
FOR WINE, CONCENTRATE, JUICE, VINEGAR, AND BEVERAGE BRANDY BY CALIFORNIA PROCESSORS
FROM THE 2024 CROP BY TYPE, VARIETY, AND REPORTING DISTRICT WHERE GROWN, WITH COMPARISONS**

Type and Variety	1	2	3	4	5	6	7	8	9	10
	Dollars									
WINE GRAPES (RED)										
Aglianico	--	--	1,940.74	5,134.66	--	--	--	1,638.80	--	1,948.84
Aleatico	--	--	3,150.00	--	--	--	--	--	--	--
Alicante Bouschet *	--	--	3,774.11	--	--	836.69	--	2,317.21	--	1,676.74
Barbera	2,420.17	1,800.00	3,300.58	3,828.96	--	1,863.58	2,645.38	2,207.83	1,059.46	1,843.13
Blaufraenkisch *	--	--	--	--	--	--	--	2,171.43	--	--
Cabernet Franc	2,828.96	2,402.91	4,421.64	11,604.05	2,741.22	2,715.27	2,798.36	2,640.61	1,600.00	2,072.39
Cabernet Sauvignon	2,097.17	1,884.30	2,788.73	8,969.99	3,573.57	1,502.11	1,452.93	1,717.79	675.01	1,369.56
Carignane	1,813.98	--	3,073.60	4,474.99	2,389.74	2,284.45	2,128.07	2,294.56	2,000.00	2,148.41
Carmenere	--	--	3,500.00	7,343.13	--	2,175.00	--	1,771.83	--	--
Charbono	1,418.37	4,000.00	--	4,283.77	1,200.00	--	--	1,931.46	--	1,838.74
Cinsaut *	2,739.31	--	3,587.39	3,754.00	--	1,200.00	1,281.43	1,745.74	1,800.00	1,741.55
Counoise	3,279.55	--	2,848.21	--	--	--	2,250.00	2,931.42	2,200.00	2,242.55
Dolcetto	2,800.00	--	1,357.14	--	--	3,176.06	--	4,013.27	--	1,950.00
Dornfelder	--	--	--	--	--	--	--	--	--	--
Durif	--	--	--	--	--	--	--	9,100.00	--	--
Freisa	2,800.00	--	--	--	--	--	--	--	--	1,600.00
Gamay Noir Au Jus Blanc	--	--	--	2,800.00	--	4,500.00	2,795.45	3,500.00	--	2,783.78
Graciano	--	--	--	--	1,400.00	--	7,000.00	3,382.57	--	2,386.67
Grenache *	2,425.01	2,057.08	3,213.85	4,371.30	2,269.36	1,793.89	1,441.83	2,213.06	2,227.03	2,137.83
Grignolino	2,651.43	--	--	--	--	--	--	--	--	--
Lagrein	--	--	--	--	--	--	--	2,011.41	--	2,006.94
Malbec	2,272.70	767.48	3,245.31	6,280.57	2,017.80	2,232.92	1,577.74	2,150.89	752.28	1,360.56
Marselan ³	--	--	--	--	--	--	--	2,000.00	--	--
Mencia	4,300.00	--	--	--	--	--	2,750.00	2,200.71	--	--
Merlot	1,444.52	2,137.18	2,202.48	4,864.81	2,180.47	1,122.16	1,234.68	1,315.35	--	1,715.05
Meunier *	4,100.00	--	2,381.92	3,108.48	--	--	--	3,194.83	--	--
Mission *	--	--	--	--	--	--	--	--	--	1,849.65
Montepulciano	2,599.80	2,160.00	3,500.00	3,336.92	--	1,076.49	3,000.00	2,554.05	--	1,726.98
Mourvedre *	3,854.47	2,701.27	3,621.55	4,112.35	--	1,719.18	2,549.91	2,730.67	2,055.00	2,080.34
Muscat Hamburg *	--	--	--	--	--	--	--	--	--	1,800.00
Nebbiolo	2,800.00	--	4,407.14	4,500.00	--	3,705.26	2,850.00	2,999.87	2,000.00	2,414.29
Negrette *	--	--	--	3,800.00	--	--	2,794.12	--	--	--
Negroamaro	1,992.31	1,600.00	--	--	--	--	--	2,300.00	--	2,400.00
Nero D'avola *	2,840.24	--	--	--	--	--	--	2,825.81	--	1,981.63
Petit Verdot	1,908.83	1,427.66	3,732.64	7,914.70	2,041.32	722.20	1,868.67	1,769.51	750.41	1,195.33
Petite Sirah	2,254.86	2,050.62	3,207.41	4,007.70	2,486.95	1,128.35	1,685.18	1,559.46	801.02	1,992.32
Pinot Noir *	3,353.36	2,255.22	3,768.38	2,718.95	755.75	4,009.85	1,854.00	2,364.33	2,815.70	2,795.77
Pinotage	--	--	--	--	--	--	--	--	--	--
Prieto Picudo	--	--	--	--	--	--	--	--	--	--
Primitivo	1,724.13	1,600.00	3,285.81	4,647.47	2,500.00	1,280.28	--	1,225.45	750.00	1,671.02
Refosco *	3,000.00	--	2,812.50	3,800.00	--	3,100.00	--	1,446.91	--	--
Royalty	--	--	--	--	--	--	--	--	--	--
Rubired *	--	--	--	--	1,800.00	--	--	--	--	--
Ruby Cabernet	--	--	--	--	--	--	--	--	--	--
Sagrantino	--	--	2,000.00	--	--	--	2,850.00	--	--	--
Sangiovese *	2,211.04	2,082.43	2,963.36	5,659.39	2,172.01	2,387.57	2,144.43	2,118.44	2,293.00	1,760.79
Souzao	--	1,650.00	--	--	--	1,350.00	--	6,500.00	--	1,840.91
St Laurent	--	--	2,800.00	--	--	--	--	--	--	--
St Macaire	--	--	--	--	--	--	--	1,665.00	--	--
Syrah *	1,710.85	1,397.54	3,312.21	5,056.94	2,303.83	1,526.19	1,505.61	2,432.71	699.19	2,123.50
Tannat	1,850.00	--	3,000.00	--	1,516.28	--	--	2,725.64	1,523.90	1,929.79
Tempranillo *	1,400.00	1,945.39	3,670.00	5,253.98	1,437.04	1,654.42	1,543.53	3,108.33	853.57	2,314.67
Teroldego	--	266.54	--	--	1,250.00	731.50	--	2,994.56	789.49	2,072.73
Tinta Cao	1,400.00	--	--	4,500.00	--	1,350.00	--	6,500.00	--	1,650.00
Touriga Nacional *	1,400.00	2,000.00	--	4,500.00	--	1,350.00	--	3,618.65	1,850.00	2,017.45
Trousseau *	3,900.00	2,000.00	3,967.21	--	--	--	2,500.00	2,000.00	--	--
Valdiguie *	2,008.51	--	3,084.33	2,786.56	2,098.55	--	2,369.47	2,146.96	--	2,670.14
Zinfandel	1,951.89	1,738.18	3,461.74	4,820.40	2,933.13	1,195.71	2,286.31	2,282.56	1,935.03	1,807.21
Other Red Wine ¹	2,012.34	1,377.78	3,676.92	5,396.20	--	1,615.87	2,031.85	2,785.33	--	716.46
Total Red	2,212.03	1,840.01	3,247.80	7,739.08	1,628.02	1,472.90	1,706.42	1,869.02	788.29	1,685.41
TOTAL WINE	1,453.05	1,580.12	2,863.44	6,778.65	1,358.37	1,404.73	1,414.52	1,779.31	730.34	1,701.90
TOTAL ALL VARIETIES	1,453.05	1,580.12	2,863.44	6,778.65	1,358.37	1,404.78	1,414.52	1,779.31	730.34	1,701.89

TABLE 10: WEIGHTED AVERAGE GROWER RETURNS PER TON DELIVERED BASIS NON-RELATED PURCHASE FOR WINE, CONCENTRATE, JUICE, VINEGAR, AND BEVERAGE BRANDY BY CALIFORNIA PROCESSORS FROM THE 2024 CROP BY TYPE, VARIETY, AND REPORTING DISTRICT WHERE GROWN, WITH COMPARISONS

Type and Variety	11	12	13	14	15	16	17	State Total	
								2024	2023
Dollars									
WINE GRAPES (RED)									
Aglianico	758.59	--	--	--	--	1,570.27	--	1,200.13	1,437.22
Aleatico	--	--	--	--	--	--	--	3,150.00	3,020.48
Alicante Bouschet *	344.10	1,100.00	227.40	--	1,800.00	1,000.00	1,775.00	1,196.72	783.31
Barbera	845.90	369.16	348.96	--	--	2,190.51	1,575.00	403.64	427.80
Blaufraenkisch *	--	--	--	--	--	--	--	2,171.43	1,975.39
Cabernet Franc	1,012.83	--	384.04	--	--	2,141.85	958.01	5,681.85	4,740.37
Cabernet Sauvignon	674.76	564.47	431.84	374.82	--	2,066.44	917.28	2,157.77	2,158.86
Carignane	997.57	--	362.97	--	--	1,220.20	--	1,271.74	941.37
Carmenere	854.00	--	--	--	--	1,348.28	--	1,495.96	1,542.28
Charbono	1,513.51	--	--	--	--	--	--	3,189.46	3,027.57
Cinsaut *	2,335.58	1,300.00	--	--	2,884.00	1,700.00	--	1,700.67	1,705.29
Counoise	1,764.71	--	--	--	1,800.00	--	--	2,736.13	2,504.75
Dolcetto	677.28	--	--	--	--	1,550.00	--	1,169.78	1,285.05
Dornfelder	350.70	--	--	--	--	--	--	350.70	377.79
Durif	--	--	--	--	--	2,112.36	--	2,139.23	1,292.59
Freisa	--	--	--	--	--	--	--	1,937.19	3,564.10
Gamay Noir Au Jus Blanc	--	--	--	--	--	--	--	2,884.90	2,631.97
Graciano	687.34	--	--	--	--	--	--	1,295.70	1,601.60
Grenache *	587.35	473.65	317.10	292.00	1,800.00	2,077.16	1,966.67	655.14	796.57
Grignolino	2,000.00	--	--	--	--	--	--	2,591.11	4,351.89
Lagrein	--	--	--	--	--	--	--	2,011.25	2,228.14
Malbec	639.46	475.00	792.31	--	--	1,899.05	2,375.00	1,404.01	1,284.76
Marselan ³	--	--	--	--	--	--	--	2,000.00	--
Mencia	1,512.50	--	--	--	--	--	--	2,391.03	2,408.61
Merlot	592.21	558.42	445.67	--	--	1,930.07	619.69	1,008.28	1,048.78
Meunier *	--	--	--	--	--	--	--	2,791.59	2,540.43
Mission *	1,377.87	--	275.00	--	--	--	--	336.34	350.80
Montepulciano	1,102.56	--	--	--	--	2,717.04	--	2,014.13	1,907.07
Mourvedre *	584.05	--	1,100.00	--	1,800.00	2,240.11	--	2,421.70	2,254.44
Muscat Hamburg *	666.49	628.20	489.46	--	--	--	--	540.76	571.99
Nebbiolo	1,080.00	--	--	--	--	--	1,775.00	3,052.06	1,848.40
Negrette *	--	--	--	--	--	--	--	2,850.00	3,092.91
Negroamaro	--	--	--	--	--	1,140.00	--	1,872.94	2,009.36
Nero D'avola *	964.72	--	819.00	--	--	--	--	1,636.83	1,419.06
Petit Verdot	729.14	621.41	264.13	--	--	2,127.27	933.04	1,430.87	1,398.82
Petite Sirah	685.89	585.42	347.35	424.18	--	2,225.28	753.33	1,044.61	1,074.79
Pinot Noir *	629.44	475.51	267.00	--	4,600.00	1,696.49	636.32	1,717.02	1,711.01
Pinotage	--	--	--	--	--	--	--	--	1,496.20
Prieto Picudo	--	--	--	--	--	--	--	--	1,232.65
Primitivo	1,358.06	1,200.00	--	--	1,800.00	1,783.95	1,750.00	1,945.01	1,760.44
Refosco *	--	--	--	--	--	--	--	1,679.38	2,248.11
Royalty	--	--	505.00	--	--	--	--	505.00	505.00
Rubired *	342.94	268.93	299.50	326.70	--	--	--	302.33	300.94
Ruby Cabernet	550.00	265.00	381.09	323.46	--	--	--	336.35	317.42
Sagrantino	1,600.00	--	--	--	--	2,018.75	--	2,058.70	864.39
Sangiovese *	848.45	--	348.69	--	--	2,213.86	--	1,840.36	1,724.49
Souzao	1,320.19	--	--	--	--	--	--	2,363.04	2,005.77
St Laurent	--	--	--	--	--	--	--	2,800.00	2,855.78
St Macaire	--	--	--	--	--	--	--	1,665.00	1,796.25
Syrah *	550.54	522.63	419.94	500.00	1,800.00	2,149.69	400.00	995.94	1,188.92
Tannat	550.38	1,200.00	436.79	--	1,828.57	2,058.43	2,375.00	757.21	816.20
Tempranillo *	633.25	315.00	899.24	--	1,800.00	2,265.64	1,673.63	729.35	874.46
Teroldego	729.43	618.69	325.00	--	--	--	1,510.28	712.66	695.56
Tinta Cao	1,000.00	--	--	--	--	--	--	2,835.76	1,950.41
Touriga Nacional *	549.55	--	1,250.00	--	--	--	--	662.87	644.73
Trousseau *	1,150.00	--	--	--	--	--	--	2,581.13	2,458.61
Valdigue *	--	--	--	--	--	--	500.00	1,852.79	1,734.18
Zinfandel	636.47	341.74	332.02	325.61	2,000.00	2,284.36	250.00	671.65	780.76
Other Red Wine ¹	1,018.27	--	100.00	--	--	--	--	2,186.53	693.96
Total Red	649.51	531.21	332.58	333.12	2,371.06	2,109.21	649.93	1,274.01	1,340.25
TOTAL WINE	608.27	510.93	335.21	309.46	2,460.54	2,120.27	595.43	972.41	1,054.29
TOTAL ALL VARIETIES	608.25	510.84	334.00	283.23	2,460.54	2,120.27	595.43	961.19	1,034.88

-- No tonnage reported for this variety/district.

* Synonyms for variety names are shown on Page 9.

¹ Other categories include minor and mixed varieties.

² This variety was included in Other White Wine in 2023.

³ This variety was included in Other Red Wine in 2023.

Found a mistake?

Our goal is to provide timely, accurate, and useful statistics in service to U.S. agriculture. If you find an error or omission from this report, please notify the Grape Crush Team by March 1, 2025.

GrapeCrushTeam@usda.gov
916-738-6569



Grape Crush Program:
cdfa.ca.gov/mkt/grapecrush

More agricultural statistics:
nass.usda.gov/ca

Questions:
GrapeCrushTeam@usda.gov
916-738-6569

