

CALIFORNIA



GRAPE CRUSH REPORT FINAL 2017

**CALIFORNIA
DEPARTMENT OF FOOD AND AGRICULTURE**

March 9, 2018

MAP AND DEFINITIONS OF CALIFORNIA GRAPE PRICING DISTRICTS



1. Mendocino County
2. Lake County
3. Sonoma and Marin Counties
4. Napa County
5. Solano County
6. Alameda, Contra Costa, Santa Clara, San Francisco, San Mateo, and Santa Cruz Counties
7. Monterey and San Benito Counties
8. San Luis Obispo, Santa Barbara, and Ventura Counties
9. Yolo County north of Interstate 80 to the junction of Interstate 80 and U.S. 50 and north of U.S. 50; Sacramento County north of U.S. 50; Del Norte, Siskiyou, Modoc, Humboldt, Trinity, Shasta, Lassen, Tehama, Plumas, Glenn, Butte, Colusa, Sutter, Yuba, and Sierra Counties.
10. Nevada, Placer, El Dorado, Amador, Calaveras, Tuolumne and Mariposa Counties
11. San Joaquin County north of State Highway 4; and Sacramento County south of U.S. 50 and east of Interstate 5
12. San Joaquin County south of State Highway 4; Stanislaus and Merced Counties
13. Madera, Fresno, Alpine, Mono, Inyo Counties; and Kings and Tulare Counties north of Nevada Avenue (Avenue 192)
14. Kings and Tulare Counties south of Nevada Avenue (Avenue 192); and Kern County
15. Los Angeles and San Bernardino Counties
16. Orange, Riverside, San Diego, and Imperial Counties
17. Yolo County south of Interstate 80 from the Solano County line to the Junction of Interstate 80 and U.S. 50 and south of U.S. 50 and Sacramento County south of U.S. 50 and west of Interstate 5

TABLE OF CONTENTS

GRAPE CRUSH REPORT OVERVIEW	1
EXPLANATION OF TABLES	4
TABLE 1: State totals of grapes for crushing by type and variety, weighted average degrees Brix, and weighted average dollars per ton, 2016-17	6
TABLE 2: Tons of grapes crushed by California processors from the 2017 crop by type, variety, and reporting district where grown, with comparisons	8
TABLE 3: Weighted average degrees Brix for all grapes crushed by California processors from the 2017 crop by type, variety, and reporting district where grown, with comparisons	12
TABLE 4: Tons of grapes purchased for wine, concentrate, juice, vinegar, and beverage brandy, by California processors from the 2017 crop by type, variety, and reporting district where grown, with comparisons	14
TABLE 5: Weighted average degrees Brix for all grapes purchased for wine, concentrate, juice, vinegar, and beverage brandy, by California processors from the 2017 crop by type, variety, and reporting district where grown, with comparisons	18
TABLE 6: Weighted average grower returns per ton, delivered basis, purchased for wine, concentrate, juice, vinegar, and beverage brandy, by California processors from the 2017 crop by type, variety, and reporting district where grown, with comparisons	20
TABLE 7: Tons of grapes purchased by California processors as distilling material other than beverage brandy from the 2017 crop by type and variety, with comparisons	24
TABLE 8: Base price paid to growers for grapes crushed and delivered to California processors, from the 2017 crop, with Brix factors and purchased tonnage, by type, variety, reporting district where grown, and weighted average base price	25
Supplement: 2017 Brix Adjustment Factors	147
TABLE 9: Tons of grapes crushed to growers' accounts by California processors from the 2017 crop by type, variety, and reporting district where grown, with comparisons.	150
TABLE 10: Weighted average grower returns per ton, delivered basis, non-related purchase for wine, concentrate, juice, vinegar, and beverage brandy, by California processors from the 2017 crop by type, variety, and reporting district where grown, with comparisons	152

COMPILED AND PUBLISHED BY:

California Department of Food and Agriculture

in cooperation with

USDA's National Agricultural Statistics Service, Pacific Regional Office - California

650 Capitol Mall, Suite 6-100

P.O. Box 942871

Sacramento, CA 94299-9871

Cover photo: istockphoto

All other photos & art: USDA NASS

Phone: (916) 738-6600 --- Fax: (855) 270-2722

E-mail: nassrfopcr@nass.usda.gov --- Web: www.nass.usda.gov/ca

MARCH 9, 2018

THANK YOU! GROWERS AND VINTNERS

The Pacific Regional Office of USDA's National Agricultural Statistics Service (NASS) and the California Department of Food and Agriculture (CDFA) appreciate the timely reporting by the State's vintners in the preparation of the *2017 Grape Crush Report*.

NASS and CDFA also conduct an annual acreage survey in partnership with California grape growers. *The Grape Acreage Report* contains information on new plantings and removals of grapes.

The *2017 Grape Crush Report* and *The Grape Acreage Report* are available on the NASS website at:

www.nass.usda.gov/ca



GRAPE CRUSH REPORT OVERVIEW

Information contained in this Report was supplied by processors to fulfill the reporting requirements of Section 55601.5 of the Food and Agricultural Code.

The Final Grape Crush Report includes all grape tonnage crushed during the 2017 season. It also includes purchased tonnage and pricing information for grapes with final prices prior to January 10, 2018. The Final Grape Crush Report, published on March 9, contains any late reports or corrections to the preliminary report.

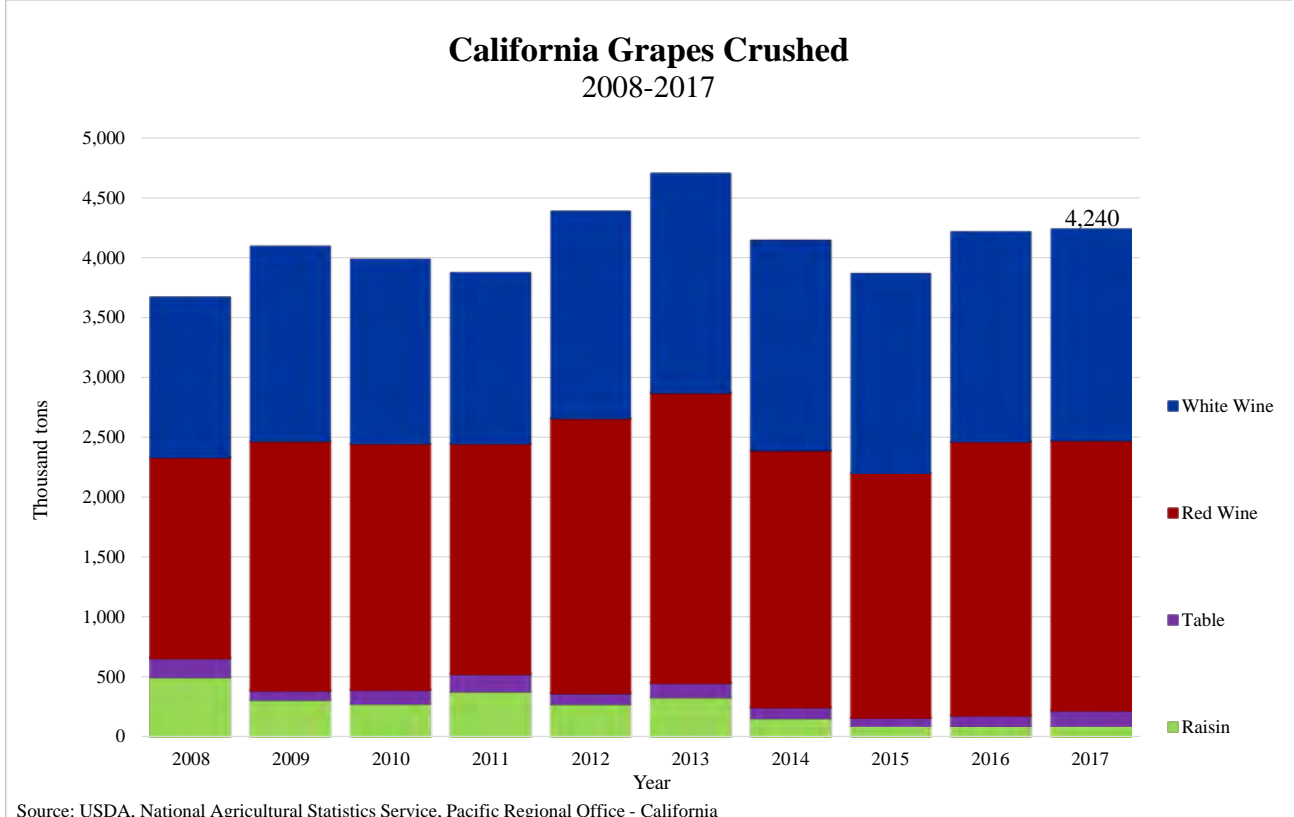
Details of the crushed tonnage, degrees Brix, and weighted average prices were reported by grape type and variety, as well as by grape pricing districts. The 17 districts refer to the area in which the grapes were grown as defined in the Administrative Code. A district map is located on the inside of the front cover.

SUMMARY OF GRAPE TONNAGES AND PRICES

The 2017 crush totaled 4,239,836 tons, up 0.5 percent from the 2016 crush of 4,217,154 tons. Red wine varieties accounted for the largest share of all grapes crushed, at 2,248,260 tons, down 1.4 percent from 2016. The 2017 white wine variety crush totaled 1,765,424 tons, up 0.8 percent from 2016. Tons crushed of raisin type varieties totaled 94,268, up 4.6 percent from 2016, and tons crushed of table type varieties totaled 131,884, up 38.2 percent from 2016. (See chart below.)

The Grape Crush Report includes the total number of tons crushed for concentrate production. In determining grape tonnage crushed for concentrate production, each processor was required to report the estimated equivalent tons of grapes crushed for grape concentrate. For the 2017 season, this total was 404,051 tons, 9.5 percent of the 2017 grape crush total. This report provides only the aggregate figure for grapes crushed for concentrate production and does not include information by district, type, or variety.

The 2017 average price of all varieties was \$777.90, up 1.9 percent from 2016. Average prices for the 2017 crop by type were as follows: red wine grapes, \$965.54, up 5.1 percent from 2016; white wine grapes, \$587.73, down 1.8 percent from 2016; raisin grapes, \$252.86, up 18.4 percent; and table grapes, \$178.37, up 16.5 percent.

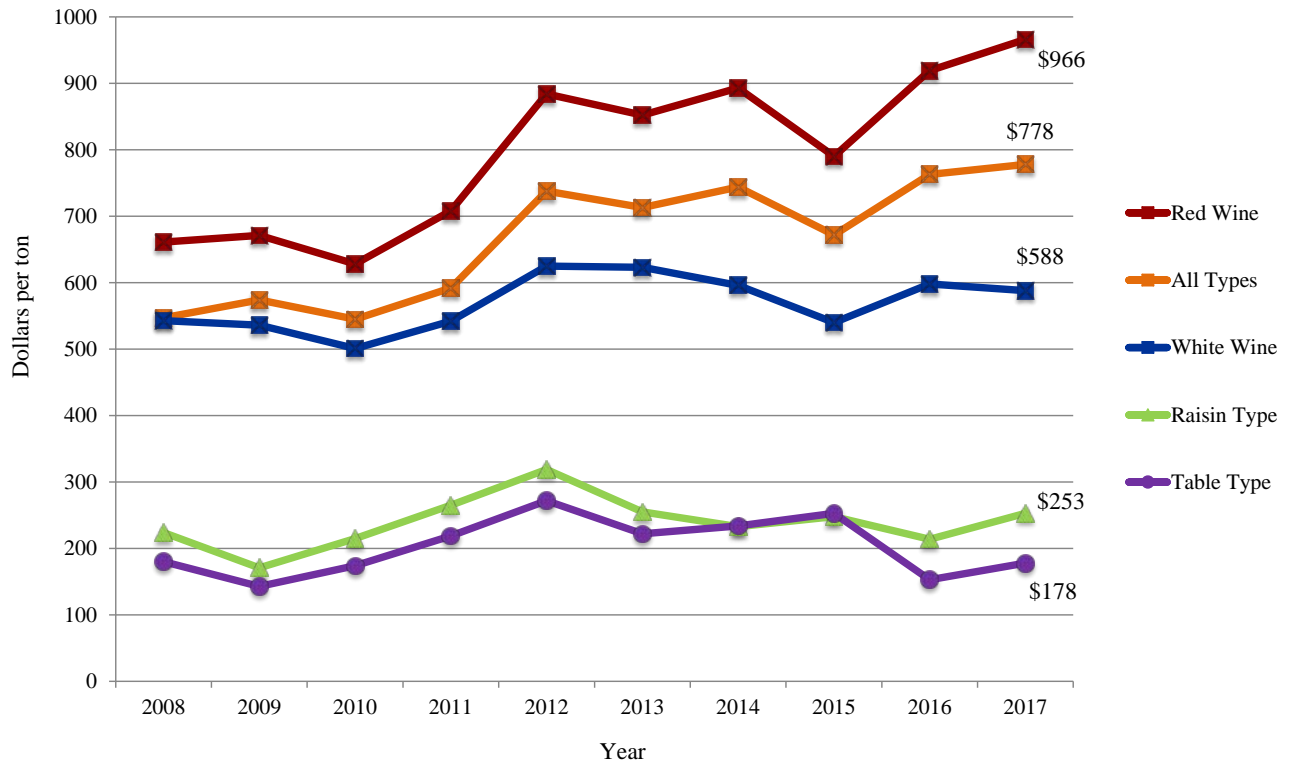


CALIFORNIA GRAPE CRUSH TONNAGE AND PRICE, 1989-2017

Crop year	Red wine type		White wine type		Total wine type		Raisin type		Table type		All types	
	Thousand tons	\$/ton	Thousand tons	\$/ton	Thousand tons	\$/ton	Thousand tons	\$/ton	Thousand tons	\$/ton	Thousand tons	\$/ton
1989	872	410	1,272	297	2,144	342	370	132	211	128	2,725	297
1990	804	355	1,331	277	2,135	306	268	126	170	127	2,573	276
1991	840	383	1,289	319	2,129	344	284	150	157	141	2,570	310
1992	888	438	1,209	364	2,097	395	785	182	217	170	3,099	325
1993	979	430	1,327	316	2,306	365	452	152	137	147	2,895	323
1994	936	462	1,242	317	2,177	379	239	118	123	136	2,540	344
1995	1,052	515	1,175	351	2,277	429	432	164	170	162	2,829	372
1996	1,079	611	1,094	469	2,172	540	618	191	117	188	2,908	452
1997	1,461	656	1,433	546	2,893	603	786	185	212	169	3,891	497
1998	1,333	643	1,194	521	2,527	586	506	164	135	150	3,169	502
1999	1,422	649	1,195	518	2,617	590	419	200	149	187	3,185	525
2000	1,816	628	1,503	500	3,319	571	513	125	120	118	3,951	504
2001	1,706	680	1,300	491	3,006	601	262	86	101	87	3,368	555
2002	1,817	614	1,288	432	3,105	538	622	76	61	80	3,787	462
2003	1,634	609	1,230	429	2,864	534	422	95	84	91	3,370	471
2004	1,639	627	1,136	487	2,775	571	727	200	113	199	3,615	482
2005	2,235	634	1,521	507	3,756	583	467	164	106	121	4,330	533
2006	1,874	637	1,263	503	3,136	583	267	154	86	137	3,489	548
2007	1,875	627	1,372	482	3,248	565	364	155	63	138	3,674	522
2008	1,676	661	1,338	543	3,015	609	494	224	165	180	3,674	547
2009	2,078	671	1,625	536	3,703	612	307	171	85	143	4,095	574
2010	2,051	628	1,538	501	3,589	574	274	215	124	174	3,986	545
2011	1,920	708	1,427	542	3,347	637	373	265	155	219	3,874	592
2012	2,292	884	1,726	625	4,018	773	270	319	99	272	4,387	738
2013	2,417	852	1,829	623	4,246	754	328	255	127	222	4,700	713
2014	2,141	893	1,753	596	3,894	759	156	233	95	234	4,145	744
2015	2,041	790	1,664	540	3,705	679	92	248	71	253	3,868	672
2016	2,280	919	1,751	598	4,032	780	90	214	95	153	4,217	763
2017	2,248	966	1,765	588	4,014	800	94	253	132	178	4,240	778

Source: USDA, National Agricultural Statistics Service, Pacific Regional Office – California

California Grape Crush, Dollars per Ton 2008-2017



Source: USDA, National Agricultural Statistics Service, Pacific Regional Office - California

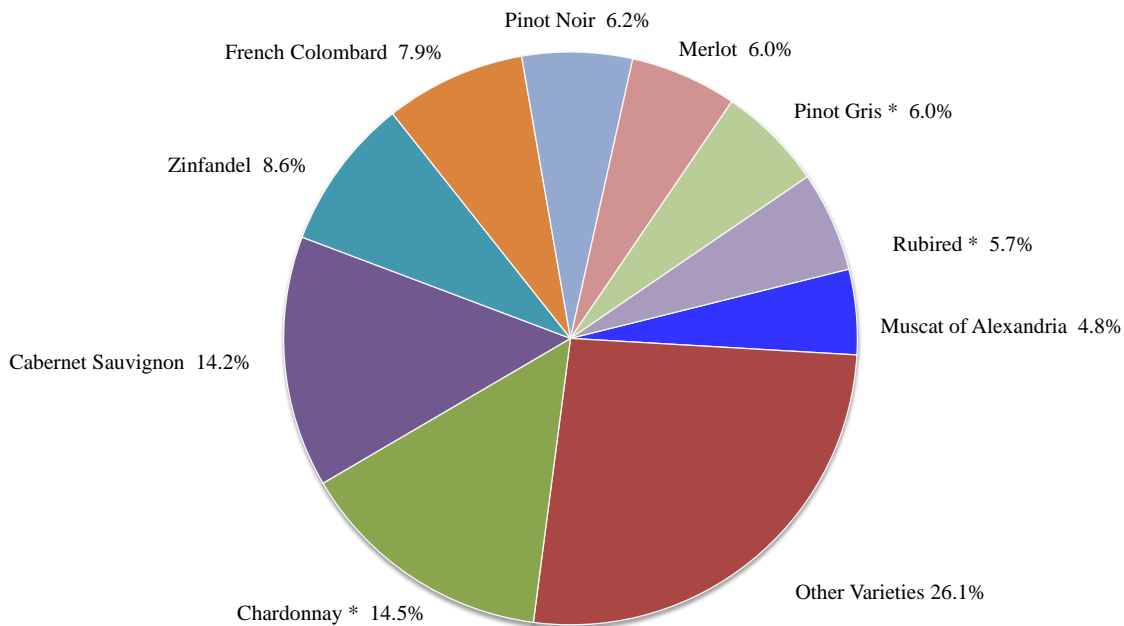
LEADING GRAPE VARIETIES AND DISTRICTS

In 2017, Chardonnay continued to account for the largest percentage of the total crush volume with 14.5 percent. Cabernet Sauvignon accounted for the second leading percentage of crush with 14.2 percent. Thompson Seedless, the leading raisin grape variety crushed for 2017, was only 1.8 percent of the total crush.

District 13, (Madera, Fresno, Alpine, Mono, Inyo Counties; and Kings and Tulare Counties north of Nevada Avenue (Avenue 192)), had the largest share of the State’s crush, at 1,403,145 tons. The average price per ton in District 13 was \$304.47.

Grapes produced in District 4 (Napa County) received the highest average price of \$5,225.04 per ton, up 11.4 percent from 2016. District 3 (Sonoma and Marin counties) received the second highest return of \$2,806.07, up 8.3 percent from 2016. The 2017 Chardonnay price of \$923.67 was up 4.2 percent from 2016, and the Cabernet Sauvignon price of \$1,552.83 was up 5.6 percent from 2016. The 2017 average price for Zinfandel was \$591.05, down 2.2 percent from 2016, while the French Colombard average price was up 2.5 percent from 2016 at \$267.39 per ton.

Leading Grape Varieties Crushed in California
Percent of Total 2017 Crush ^{1/}



Source: USDA, National Agricultural Statistics Service, Pacific Regional Office - California

*Synonyms for variety names are shown on Page 5 of the *California Grape Crush Report, Final 2017*.

^{1/} Percentages may not add to 100%, due to rounding.

EXPLANATION OF TABLES

TABLE 1 is a summary of the 2017 crop State totals by grape type and varieties that are shown in detail by grape pricing districts in Tables 2 through 6. State totals and averages for 2016 are shown for comparison.

TABLE 2 includes over-the-scale fresh tonnage of all grapes crushed by California processors from the 2017 crop. Over-the-scale fresh weight tonnage includes materials other than grapes (MOG) and defects. This table is broken down by the 17 grape pricing districts and by variety. State totals for 2016 are shown for comparison. Crushed tonnage includes all grapes crushed whether: grown and crushed by processors; purchased and crushed by processors; crushed by cooperatives, juice manufacturers, etc.; or crushed for others, including growers.

TABLE 3 shows the weighted average degrees Brix for all grapes crushed (TABLE 2) by California processors from the 2017 crop. The weighted average degrees Brix is reported by grape pricing districts and variety. State averages for 2016 are shown for comparison.

TABLE 4 includes net weight fresh tonnage of all grapes purchased for wine, concentrate, juice, vinegar, and beverage brandy by California processors from the 2017 crop. Net weight fresh tonnage does not include material other than grapes (MOG) and defects or other weight adjustments deducted from gross weight. The purchased tonnage is reported by variety and grape pricing districts. State totals for 2016 are shown for comparison. TABLE 4 does not include tonnage purchased as distilling material other than beverage brandy; this is shown in TABLE 7. Prices for all tonnage shown in this table are final and not subject to change. Grapes pooled by cooperatives, those grown by processors and used for their own production and grapes crushed to growers' accounts are not included.

TABLE 5 shows the weighted average degrees Brix for all grapes purchased for wine, concentrate, juice, vinegar, and beverage brandy (TABLE 4) by California processors from the 2017 crop. The weighted average degrees Brix is reported by grape pricing districts and variety. State averages for 2016 are shown for comparison. TABLE 5 does not include degrees Brix of tonnage purchased as distilling material other than beverage brandy; this is shown in TABLE 7. Grapes pooled by cooperatives, those grown by processors and used for their own production and grapes crushed to growers' accounts are not included.

TABLE 6 gives the weighted average price per ton, delivered basis, of all tonnage purchased for wine, concentrate, juice, vinegar, and beverage brandy (TABLE 4) by California processors from the 2017 crop. The weighted average prices are reported by variety, and grape pricing districts. State averages for 2016 are shown for comparison. TABLE 6 does not include prices of tonnage purchased as distilling material other than beverage brandy; this is shown in TABLE 7. Prices shown in this table are final and not subject to change. Grapes pooled by cooperatives, those grown by processors and used for their own production and grapes crushed to growers' accounts are not included.

Weighted average prices reflect final prices through January 10, 2018 and include any Brix adjustments, bonuses or allowances. Prices are equivalent to delivered basis in the area grown including normal within-area hauling allowances. Purchases made on a roadside basis include the usual hauling allowance for local delivery in the area grown. Out-of-area purchases made on a delivered basis do not include extra hauling allowances for delivery outside the area.

The next example indicates the method used for calculating weighted averages.

The following two purchases were made.

Variety	District	Tons	Degrees Brix	Base Price	Price Paid Per Ton	Acceptable Brix Limits	Brix Adjustment Factors	Brix Adjustment Limits
<i>Petite Sirah</i>	<i>1</i>	155.5	20.6	<i>\$450.00</i>	\$364.50	<i>19 - 25</i>	+ or - 10%	<i>Base 22, Min 20, Max 24</i>
<i>Petite Sirah</i>	<i>1</i>	20.5	19.0	<i>\$450.00</i>	\$418.50	<i>19 - 25</i>	+ or - 10%	<i>Base 22, Min 20, Max 24</i>

Note: The variety, district, base price, and Brix Adjustment Factors (including Brix limits) are the same. The tons purchased, degrees Brix, and price paid per ton are the only differences in this example.

Step 1: Multiply the tons by the Brix for each lot purchased and then add the products to get the total. Also, add the tons purchased.

Variety	District	Tons	Degrees Brix	Total (Tons X Brix)
<i>Petite Sirah</i>	<i>1</i>	155.5	20.6	155.5 X 20.6 = 3,203.3
<i>Petite Sirah</i>	<i>1</i>	20.5	19.0	20.5 X 19.0 = 389.5
TOTALS		176.0		3,592.8

Step 2: Divide the total (3,592.8) by the total tons purchased (176.0) to get the **Weighted Average Degrees Brix**.

$$\frac{3,592.8}{176.0} = 20.4$$

Step 3: Multiply the purchased tons by the Price Paid Per Ton for each lot purchased and then add the products to get the total.

Variety	District	Tons	Price Paid Per Ton	Total (Tons X Brix)
<i>Petite Sirah</i>	1	155.5	\$364.50	155.5 X 364.50 = 56,679.8
<i>Petite Sirah</i>	1	20.5	\$418.50	20.5 X 418.50 = 8,579.3
TOTALS		176.0		65,259.1

Step 4: Divide the total (65,259.1) by the total tons purchased (176.0) to get the **Weighted Average Price Per Ton**:

$$\frac{65,259.1}{176.0} = \$370.79$$

TABLE 7 shows all grape tonnage purchased as distilling material other than beverage brandy by California processors from the 2017 crop. The tonnage, weighted average degrees Brix and price per ton are shown by grape type and variety. State totals and averages for 2016 are given for comparison.

TABLE 8 shows base prices paid to growers by Brix adjustment factors, purchased tonnage, type, variety and reporting district where grown. Weighted average base prices and total purchased tonnage are included.

The Brix adjustment factors determine adjustments to base prices to compensate for sugar variations. In this report, adjustments are expressed in dollars per ton, or percent of base price per degree variance from the established Brix base. Occasional lots are traded on price per degree Brix as delivered.

TABLE 9 includes tonnage of all grapes crushed to growers' accounts by California processors from the 2017 crop. Growers retained ownership of these grapes at the time of crushing. This tonnage is reported by grape pricing district and variety. Comparisons with 2016 are shown. (*Table 9 only appears in the Final Grape Crush Report.*)

TABLE 10 gives the weighted average price per ton, delivered basis, of all tonnage purchased from non-related sources for wine, concentrate, juice, vinegar, and beverage brandy (TABLE 4) by California processors from the 2017 crop. The weighted average prices are reported by variety, and grape pricing districts. State averages for 2016 are shown for comparison. TABLE 10 does not include prices of tonnage purchased as distilling material other than beverage brandy, this is shown in TABLE 7. Prices shown in this table are final and not subject to change. Grapes pooled by cooperatives, those grown by processors and used for their own production and grapes crushed to growers' accounts are not included.

Non-Related Purchased Tons: Excludes tonnage of grapes purchased from a grower if:

- The grower or an affiliate of the grower, or both the grower and the affiliate of the grower, owned, directly or indirectly, at least 5 percent of the indicia of ownership or voting authority of the winery (processor);
- The winery (processor) or an affiliate of the winery, or both the winery and the affiliate of the winery, owned, directly or indirectly, at least 5 percent of the indicia of ownership or voting authority of the grower;
- The winery (processor) or an affiliate of the winery, or both the winery and the affiliate of the winery, provided long-term financing to the grower in exchange for rights or options to purchase a significant portion of the grower's harvest.

Grape Variety Synonyms

Alicante Bouschet *-Alicante
 Beauty Seedless *-Black Beauty
 Black Prince *-Rose of Peru
 Blaufraenkisch *-Lemberger
 Burger *-Monbadon
 Chardonnay *-Pinot Chardonnay, Chardonnay
 Musque
 Cinsaut *-Black Malvoisie, Black Malvasia
 Crimson Seedless *-Red Crimson
 Emerald Seedless *-Black Seedless
 Flame Seedless *-Red Flame
 Gamay (Napa) *-Gamay, Valdiguie
 Gray Riesling *-Trousseau Gris
 Grenache *-Grenache Noir
 Italia *-Muscat Italia

Malaga *-White Malaga
 Meunier *-Pinot Meunier
 Moscato Giallo *-Muscat Yellow
 Mourvedre *-Mataro
 Muscat Blanc *-Muscat Canelli,
 Muscat Blanc A Petits Grains
 Muscat Hamburg *-Black Muscat
 Negrette *-Pinot St. George
 Nero D'Avola *-Calabrese
 Other Red Wine -Lenoir, Gros Verdoot, Criolla,
 Ruby Royal, Tinta Amarella,
 Tinta Negra Mole
 Other White Wine -Aligote, Vidal
 Palomino *-Golden Chasselas
 Pinot Gris *-Pinot Grigio

Princess *-Melissa
 Red Globe *-Rose Ito
 Refosco *-Mondeuse
 Ribolla Gialla *-Rebolla
 Rubired *-Tintoria
 Ruby Seedless *-King Ruby
 Sangiovese *-Sangiovetto, Brunello
 Sauvignon Vert *-Muscadelle
 St. Emilion *-Ugni Blanc, Trebbiano
 Syrah *-French Syrah, Shiraz, Syrah Noir
 Tempranillo *-Tinta Roriz, Valdepenas
 Touriga Nacional *-Touriga
 Trousseau *-Bastardo
 Vermentino *-Vennentino
 White Riesling *-Johannisberg Riesling, Riesling

* indicates the published name includes more than one variety name

**TABLE 4: TONS OF GRAPES PURCHASED
FOR WINE, CONCENTRATE, JUICE, VINEGAR, AND BEVERAGE BRANDY BY CALIFORNIA PROCESSORS
FROM THE 2017 CROP BY TYPE, VARIETY, AND REPORTING DISTRICT WHERE GROWN, WITH COMPARISONS**

Type and Variety	1	2	3	4	5	6	7	8	9	10
	Tons									
RAISIN GRAPES:										
Fiesta	0.0	0.0	0.0	0.0	0.0	0.0	0.0	0.0	0.0	0.0
Thompson Seedless	0.0	0.0	0.0	0.0	0.0	0.0	0.0	0.0	0.0	384.8
Other Raisin 1/	0.0	0.0	0.0	0.0	0.0	0.0	0.0	0.0	0.0	0.0
Total Raisin	0.0	0.0	0.0	0.0	0.0	0.0	0.0	0.0	0.0	384.8
TABLE GRAPES:										
Allison	0.0	0.0	0.0	0.0	0.0	0.0	0.0	0.0	0.0	0.0
Autumn King	0.0	0.0	0.0	0.0	0.0	0.0	0.0	0.0	0.0	0.0
Autumn Royal	0.0	0.0	0.0	0.0	0.0	0.0	0.0	0.0	0.0	0.0
Cotton Candy	0.0	0.0	0.0	0.0	0.0	0.0	0.0	0.0	0.0	0.0
Crimson Seedless *	0.0	0.0	0.0	0.0	0.0	0.0	0.0	0.0	0.0	0.0
Emerald Seedless *	0.0	0.0	0.0	0.0	0.0	0.0	0.0	0.0	0.0	0.0
Flame Seedless *	0.0	0.0	0.0	0.0	0.0	0.0	0.0	0.0	0.0	0.0
Flame Tokay	0.0	0.0	0.0	0.0	0.0	0.0	0.0	0.0	0.0	0.0
Italia *	0.0	0.0	0.0	0.0	0.0	0.0	0.0	0.0	0.0	0.0
Malaga *	0.0	0.0	0.0	0.0	0.0	0.0	0.0	0.0	0.0	0.0
Princess *	0.0	0.0	0.0	0.0	0.0	0.0	0.0	0.0	0.0	0.0
Pristine	0.0	0.0	0.0	0.0	0.0	0.0	0.0	0.0	0.0	0.0
Red Globe *	0.0	0.0	34.2	0.0	0.0	0.0	0.0	0.0	0.0	0.0
Ribier	0.0	0.0	0.0	0.0	0.0	0.0	0.0	0.0	0.0	0.0
Rouge	0.0	0.0	0.0	0.0	0.0	0.0	0.0	0.0	0.0	0.0
Ruby Seedless *	0.0	0.0	0.0	0.0	0.0	0.0	0.0	0.0	0.0	0.0
Scarlet	0.0	0.0	0.0	0.0	0.0	0.0	0.0	0.0	0.0	0.0
Scarlet Royal	0.0	0.0	0.0	0.0	0.0	0.0	0.0	0.0	0.0	0.0
Summer Royal	0.0	0.0	0.0	0.0	0.0	0.0	0.0	0.0	0.0	0.0
Sweet Sunshine	0.0	0.0	0.0	0.0	0.0	0.0	0.0	0.0	0.0	0.0
Vintage Red	0.0	0.0	0.0	0.0	0.0	0.0	0.0	0.0	0.0	0.0
Other Table 1/	0.0	0.0	0.0	0.0	3.5	0.0	0.0	0.0	0.0	0.2
Total Table	0.0	0.0	34.2	0.0	3.5	0.0	0.0	0.0	0.0	0.2
WINE GRAPES (WHITE):										
Albarino	1.1	2.2	23.1	29.1	9.4	0.0	352.8	195.2	32.3	18.9
Arneis	15.9	0.0	7.0	0.6	0.0	0.0	0.0	5.6	0.0	0.1
Burger *	0.0	0.0	0.0	0.0	0.0	0.0	0.0	0.0	0.0	0.0
Chardonnay *	17,992.4	1,170.2	41,860.4	13,027.0	3,723.8	3,440.2	57,851.1	21,332.7	9,719.1	399.7
Chenin Blanc	138.7	0.0	31.8	10.7	890.2	0.0	117.3	329.1	89.0	11.6
Cortese	4.7	0.0	0.0	0.0	15.8	0.0	0.0	0.0	0.0	0.0
Fiano	0.0	0.0	12.6	0.4	0.0	2.1	2.3	2.4	6.1	2.9
Flora	0.0	0.0	0.0	24.0	0.0	0.0	0.0	0.0	0.0	0.0
French Colombard	124.6	0.0	45.2	0.0	0.0	0.0	0.0	0.0	1.8	0.0
Gewurztraminer	235.4	65.1	124.7	11.1	736.6	268.7	8,018.7	38.7	5.8	0.0
Gray Riesling *	0.0	0.0	59.3	0.0	0.0	0.0	0.0	0.0	0.0	0.0
Grenache Blanc	4.3	3.9	58.9	26.1	4.6	0.0	59.0	676.1	14.6	42.1
Gruener Veltliner	0.0	0.0	4.8	1.8	0.0	4.7	405.7	49.6	0.0	0.0
Malvasia Bianca	0.0	0.0	15.8	3.2	17.0	36.8	1,162.2	122.8	0.0	0.0
Marsanne	16.7	0.0	29.1	3.9	0.0	0.0	65.9	70.9	7.0	30.7
Melon	0.0	0.0	12.7	0.0	0.0	0.0	0.0	19.6	0.0	0.0
Moscato Gaillo *	0.0	0.0	0.0	0.0	0.0	0.0	1.1	0.5	0.3	3.5
Muscat Blanc *	109.0	195.3	44.4	77.3	66.4	38.4	1,002.7	143.5	5.7	21.9
Muscat Orange	17.8	7.1	0.0	0.0	0.0	0.0	0.0	177.3	6.9	12.0
Muscat of Alexandria	0.0	5.7	1.2	0.0	0.0	0.0	0.0	0.0	0.0	4.9
Palomino *	0.0	0.0	7.3	0.0	0.0	21.2	0.0	0.0	0.0	0.0
Pecorino	0.0	0.0	0.0	0.0	0.0	0.0	0.0	0.0	0.0	0.0
Picpoul Blanc	1.1	0.0	5.2	3.7	0.0	0.0	30.6	32.8	0.1	7.1
Pinot Blanc	85.5	0.0	158.5	63.3	0.0	0.0	455.8	98.2	0.0	3.6
Pinot Gris *	362.3	305.5	820.9	279.5	1,956.3	798.2	5,661.8	1,849.3	7,694.1	78.9
Ribolla Gialla *	0.0	0.0	12.2	23.1	0.0	0.0	0.0	0.0	0.0	0.0
Roussanne	45.4	49.5	37.3	16.7	0.0	0.0	30.0	263.0	6.8	46.3
Sauvignon Blanc	2,363.3	10,955.9	10,142.2	6,810.0	531.4	931.6	4,770.3	4,696.8	87.0	424.4
Sauvignon Musque	89.9	213.9	193.9	92.8	0.0	0.0	62.6	0.0	0.0	0.0
Sauvignon Vert *	0.0	0.0	9.6	14.0	0.0	0.0	0.0	0.0	0.0	0.0
Semillon	43.7	105.4	196.7	306.7	0.0	24.2	10.6	39.5	1.2	17.8
St. Emilion *	0.0	0.0	0.0	0.0	0.0	0.0	0.0	1.8	8.2	0.0
Symphony	0.0	0.0	0.0	0.0	101.4	0.0	0.0	0.0	0.0	0.0
Tocai Friulano	19.8	0.0	6.9	4.3	0.0	0.0	0.0	11.5	0.0	0.0
Torrontes	0.0	0.0	0.0	0.0	0.0	0.0	0.0	0.0	0.0	11.5
Triplett Blanc	0.0	0.0	0.0	0.0	0.0	0.0	0.0	0.0	0.0	0.0
Verdejo	0.0	0.0	3.9	0.7	0.0	0.0	0.0	6.4	1.0	5.9
Verdelho	0.0	0.0	1.7	1.0	12.3	14.7	0.0	29.9	3.6	18.1
Vermantino *	0.0	0.0	75.0	18.9	0.0	0.0	2.5	40.2	39.1	41.6
Vernaccia	0.0	0.0	9.9	0.0	0.0	0.0	0.0	0.0	0.0	0.0
Vignier	348.4	80.6	360.4	84.9	234.2	54.1	59.5	1,401.3	39.4	141.9
White Riesling *	130.1	99.9	138.7	131.5	57.3	4.0	5,921.6	407.7	0.3	5.0
Other White 1/	4.3	0.0	35.0	0.3	2.6	5.6	0.7	29.4	8.4	9.0
Total White	22,154.4	13,260.2	54,546.3	21,066.6	8,359.3	5,644.5	86,044.8	32,071.8	17,777.8	1,359.4

**TABLE 4: TONS OF GRAPES PURCHASED
FOR WINE, CONCENTRATE, JUICE, VINEGAR, AND BEVERAGE BRANDY BY CALIFORNIA PROCESSORS
FROM THE 2017 CROP BY TYPE, VARIETY, AND REPORTING DISTRICT WHERE GROWN, WITH COMPARISONS**

Type and Variety	11	12	13	14	15	16	17	2017 State Total	2016 State Total
	Tons								
RAISIN GRAPES:									
Fiesta	0.0	0.0	13,351.3	0.0	0.0	0.0	0.0	13,351.3	11,317.9
Thompson Seedless	0.0	81.8	54,775.1	4,925.4	0.0	0.0	0.0	60,167.1	51,788.8
Other Raisin 1/	0.0	0.0	5.2	0.0	0.0	0.0	0.0	5.2	5.1
Total Raisin	0.0	81.8	68,131.6	4,925.4	0.0	0.0	0.0	73,523.6	63,111.8
TABLE GRAPES:									
Allison	0.0	0.0	0.0	0.0	0.0	0.0	0.0	0.0	62.3
Autumn King	0.0	0.0	0.0	1,724.2	0.0	0.0	0.0	1,724.2	1,448.0
Autumn Royal	0.0	0.0	535.4	703.6	0.0	0.0	0.0	1,239.0	1,170.3
Cotton Candy	0.0	0.0	0.0	142.0	0.0	0.0	0.0	142.0	0.0
Crimson Seedless *	0.0	0.0	50.0	1,836.7	0.0	0.0	0.0	1,886.7	4,157.8
Emerald Seedless *	0.0	0.0	0.0	166.7	0.0	0.0	0.0	166.7	201.4
Flame Seedless *	0.0	0.0	236.8	2,306.1	0.0	0.0	0.0	2,542.9	828.7
Flame Tokay	8.3	0.0	0.0	0.0	0.0	0.0	0.0	8.3	61.8
Italia *	0.0	0.0	0.0	4.4	0.0	0.0	0.0	4.4	0.0
Malaga *	0.0	0.0	0.0	0.0	0.0	0.0	0.0	0.0	14.0
Princess *	0.0	0.0	0.0	251.3	0.0	0.0	0.0	251.3	354.9
Pristine	0.0	0.0	0.0	4.4	0.0	0.0	0.0	4.4	0.0
Red Globe *	0.0	0.0	3,609.4	5,681.1	0.0	0.0	0.0	9,324.7	10,611.2
Ribier	0.0	0.0	56.0	0.0	0.0	0.0	0.0	56.0	59.0
Rouge	0.0	0.0	0.0	0.0	0.0	0.0	0.0	0.0	3.5
Ruby Seedless *	0.0	0.0	459.3	2,669.8	0.0	0.0	0.0	3,129.1	725.1
Scarlet	0.0	0.0	0.0	0.0	0.0	0.0	0.0	0.0	41.6
Scarlet Royal	0.0	0.0	21.2	4,753.5	0.0	0.0	0.0	4,774.7	3,368.1
Summer Royal	0.0	0.0	0.0	106.0	0.0	0.0	0.0	106.0	0.0
Sweet Sunshine	0.0	0.0	0.0	29.3	0.0	0.0	0.0	29.3	23.6
Vintage Red	0.0	0.0	0.0	13.7	0.0	0.0	0.0	13.7	256.1
Other Table 1/	0.0	0.0	13,339.7	17,607.0	0.0	0.0	0.0	30,950.4	12,377.6
Total Table	8.3	0.0	18,307.8	37,999.8	0.0	0.0	0.0	56,353.8	35,765.0
WINE GRAPES (WHITE):									
Albarino	117.9	0.0	21.6	0.0	0.0	11.2	941.7	1,756.5	1,651.2
Arneis	0.0	0.0	0.0	0.0	0.0	52.2	0.0	81.4	111.9
Burger *	2,903.3	775.0	21,124.0	0.0	0.0	0.0	0.0	24,802.3	25,901.2
Chardonnay *	106,420.0	30,593.1	80,237.6	35,112.6	10.0	89.5	36,131.4	459,110.8	516,970.3
Chenin Blanc	1,194.1	3,304.2	13,838.4	0.0	0.0	0.4	12,704.9	32,660.4	39,667.8
Cortese	0.0	0.0	0.0	0.0	0.0	0.0	42.5	63.0	69.5
Fiano	0.0	0.0	0.0	0.0	0.0	1.8	4.4	35.0	27.4
Flora	0.0	0.0	0.0	0.0	0.0	0.0	0.0	24.0	28.8
French Colombard	3,019.0	2,637.6	279,421.5	42,015.6	0.0	0.0	0.0	327,265.3	294,717.4
Gewurztraminer	142.6	0.0	0.0	0.0	0.0	0.0	5,640.2	15,287.6	15,947.6
Gray Riesling *	29.9	0.0	0.0	0.0	0.0	0.0	0.0	89.2	87.4
Grenache Blanc	72.8	0.0	325.5	0.0	0.0	10.0	46.2	1,344.1	888.2
Gruner Veltliner	0.0	0.0	0.0	0.0	0.0	0.0	64.1	530.7	431.7
Malvasia Bianca	1,214.8	753.9	135.4	0.0	0.0	8.9	0.0	3,470.8	3,596.4
Marsanne	2.1	0.0	0.0	0.0	0.0	7.5	0.0	233.8	247.0
Melon	0.0	0.0	0.0	0.0	0.0	0.0	0.0	32.3	13.9
Moscato Gaillo *	0.0	0.0	0.0	0.0	0.0	0.0	0.0	5.4	2.7
Muscat Blanc *	2,424.0	0.0	6,337.4	11,943.0	6.0	138.4	334.3	22,887.7	22,087.1
Muscat Orange	852.8	966.1	581.2	0.0	0.0	1.0	0.0	2,622.2	3,039.1
Muscat of Alexandria	0.0	1,680.5	133,729.3	41,393.0	0.0	2.0	0.0	176,816.6	150,135.8
Palomino *	0.0	0.0	616.6	0.0	0.0	3.0	0.0	648.1	682.4
Pecorino	0.0	0.0	0.0	0.0	0.0	24.0	0.0	24.0	21.2
Picpoul Blanc	3.6	0.0	0.0	0.0	0.0	0.3	0.0	84.5	64.1
Pinot Blanc	0.0	2.3	0.0	0.0	0.0	0.0	0.0	867.2	929.8
Pinot Gris *	56,697.3	41,600.1	67,575.4	30,306.6	0.0	111.4	18,210.3	234,307.9	223,357.3
Ribolla Gialla *	0.0	0.0	0.0	0.0	0.0	0.0	0.0	35.3	37.4
Roussanne	48.6	0.0	0.9	0.0	0.0	44.8	0.0	589.3	595.3
Sauvignon Blanc	16,047.5	4,757.1	676.1	3,840.8	0.0	43.5	10,333.1	77,411.0	80,801.4
Sauvignon Musque	0.0	0.0	1.0	0.0	0.0	0.0	0.0	654.1	592.7
Sauvignon Vert *	0.0	0.0	0.0	0.0	0.0	0.0	0.0	23.6	18.8
Semillon	1,124.0	0.0	430.7	0.0	0.0	2.8	832.2	3,135.5	2,942.6
St. Emilion *	0.0	0.0	0.0	0.0	0.0	0.0	0.0	10.0	9.4
Symphony	1,770.9	2,064.8	11,105.8	0.0	0.0	0.4	43.1	15,086.4	10,995.2
Tocai Friulano	0.0	0.0	0.0	0.0	0.0	0.0	0.0	42.5	47.8
Torrontes	18.4	0.0	0.0	0.0	0.0	0.0	0.0	29.9	32.3
Triplett Blanc	0.0	0.0	14,031.8	0.0	0.0	0.0	0.0	14,031.8	13,754.4
Verdejo	4.3	0.0	0.0	0.0	0.0	0.0	4.1	26.3	57.3
Verdelho	2,692.9	0.0	5.5	0.0	0.0	10.3	166.5	2,956.5	2,978.9
Vermantino *	554.3	0.0	0.0	0.0	0.0	61.6	0.0	833.2	1,069.8
Vernaccia	0.0	0.0	0.0	0.0	0.0	0.0	0.0	9.9	26.1
Viognier	8,978.5	2,095.9	42.4	0.0	2.5	86.5	2,299.2	16,309.7	18,702.0
White Riesling *	3,508.2	1,589.4	83.6	0.0	0.0	16.2	5,071.5	17,165.0	24,108.2
Other White 1/	2,222.2	2,804.7	3,740.2	2,786.7	1.0	10.6	81.0	11,741.7	4,751.2
Total White	212,064.0	95,624.7	634,061.9	167,398.3	19.5	738.3	92,950.7	1,465,142.5	1,462,198.0

**TABLE 4: TONS OF GRAPES PURCHASED
FOR WINE, CONCENTRATE, JUICE, VINEGAR, AND BEVERAGE BRANDY BY CALIFORNIA PROCESSORS
FROM THE 2017 CROP BY TYPE, VARIETY, AND REPORTING DISTRICT WHERE GROWN, WITH COMPARISONS**

Type and Variety	1	2	3	4	5	6	7	8	9	10
	Tons									
WINE GRAPES (RED):										
Aglianico	0.0	0.4	3.8	2.3	0.0	0.0	0.0	34.4	13.0	7.0
Aleatico	0.0	0.0	17.9	3.2	0.0	0.0	0.0	0.0	0.0	0.0
Alicante Bouschet *	0.0	0.0	73.3	0.1	0.0	43.2	0.0	29.4	2.0	43.3
Arinarnoa	0.0	0.0	0.0	0.0	0.0	0.0	0.0	0.0	0.0	0.0
Barbera	133.1	129.1	77.4	1.5	27.9	17.5	151.8	231.0	59.2	787.7
Blaufränkisch *	0.0	0.0	0.0	0.0	0.0	0.0	0.0	6.8	3.1	0.0
Cabernet Franc	16.1	312.5	806.8	1,392.6	73.5	142.5	357.6	1,282.6	12.6	267.6
Cabernet Sauvignon	6,641.1	12,356.2	26,039.4	38,935.2	973.9	3,415.6	22,764.3	65,200.1	4,405.6	2,500.8
Carignane	967.8	0.0	183.6	30.2	42.4	255.6	6.4	79.5	0.0	17.3
Carmenere	2.1	0.0	0.0	0.2	0.0	0.0	0.0	15.2	0.0	0.0
Carmelian	0.0	0.0	0.0	0.0	0.0	0.0	0.0	0.0	0.0	0.0
Centurian	0.0	0.0	0.0	0.0	0.0	0.0	0.0	0.0	0.0	0.0
Charbono	28.3	0.0	0.0	110.7	18.8	0.0	0.0	3.9	0.0	15.6
Ciliegiolo	0.0	0.0	0.0	0.0	0.0	0.0	0.0	0.0	0.0	0.0
Cinsaut *	0.0	3.0	19.9	0.5	0.0	3.0	39.3	56.9	0.0	25.2
Counoise	14.7	4.2	4.7	0.0	0.0	2.1	0.9	92.4	2.5	7.2
Dolcetto	66.1	1.0	9.7	7.8	0.0	7.9	0.0	24.3	0.0	23.7
Dornfelder	0.0	0.0	0.0	0.0	0.0	0.0	0.0	3.9	0.0	0.0
Durif	0.0	0.0	0.0	0.0	0.0	1.1	0.0	0.0	0.0	0.0
Freisa	0.0	0.0	1.5	0.0	0.0	0.0	1.0	2.4	0.0	0.0
Gamay (Napa) *	78.7	0.0	7.9	44.3	175.8	0.0	400.8	230.9	0.0	8.2
Gamay Noir Au Jus Blanc	0.0	0.0	0.0	2.4	0.0	0.0	0.0	0.0	0.0	40.9
Graciano	0.0	0.0	0.0	0.0	1.6	0.0	0.3	20.9	6.6	9.5
Grenache *	437.9	120.2	496.6	165.9	11.2	283.1	2,447.0	4,480.9	57.1	271.4
Grignolino	0.0	0.0	0.0	0.0	0.0	0.0	0.0	0.0	0.0	0.0
Lagrein	0.0	0.0	0.0	16.5	0.0	0.0	0.0	116.1	0.0	4.5
Malbec	60.5	428.0	748.4	795.8	54.9	232.5	2,483.6	1,754.8	1,242.6	185.7
Merlot	3,840.2	1,044.9	8,074.6	8,201.2	677.3	1,604.4	15,189.2	10,949.8	1,499.4	608.7
Meunier *	6.4	0.0	188.4	257.3	0.0	0.0	0.0	0.0	0.0	0.0
Mission	0.0	0.0	0.0	0.0	0.0	1.2	0.0	0.8	0.0	7.2
Monastrell	0.0	0.0	0.0	0.0	0.0	0.0	0.0	5.2	0.0	6.6
Montepulciano	9.5	8.6	16.7	2.0	9.9	4.4	6.2	5.8	7.6	3.9
Mourvedre *	16.3	102.2	93.4	22.1	58.1	831.7	84.9	916.3	23.2	196.0
Muscat Hamburg *	0.0	0.0	0.0	0.0	0.0	0.0	0.0	0.0	0.2	2.8
Nebbiolo	12.4	7.6	8.5	4.0	0.0	5.3	1.0	189.7	2.0	14.3
Negrette *	0.0	0.0	0.0	0.0	0.0	0.0	0.5	0.0	0.0	0.0
Negroamaro	8.1	0.0	0.0	0.0	0.0	0.0	0.0	83.0	1.4	1.3
Nero D'Avola *	10.8	2.7	0.0	0.0	0.0	0.0	0.0	2.6	0.0	1.0
Petit Verdot	55.3	202.7	352.0	1,262.9	192.7	1,107.4	507.7	3,028.9	2,056.7	214.5
Petite Sirah	1,641.3	1,788.5	1,464.1	2,163.9	780.5	1,925.8	1,772.9	7,441.1	4,145.6	654.2
Pinot Noir	3,782.6	279.5	27,077.4	5,514.7	3,814.4	830.9	40,960.6	16,654.2	1,883.2	39.2
Pinotage	17.0	0.0	0.0	0.4	0.0	0.0	0.0	0.0	0.0	1.2
Primitivo	57.9	26.2	175.2	14.6	0.0	26.4	0.0	185.1	15.7	182.6
Refosco *	0.0	0.0	1.4	2.7	0.0	2.4	0.0	35.9	0.0	3.6
Royalty	0.0	0.0	0.0	0.0	0.0	0.0	0.0	0.0	0.0	0.0
Rubired *	0.0	0.0	0.0	0.0	0.0	0.0	0.0	0.0	540.0	0.0
Ruby Cabernet	0.0	0.0	0.0	0.0	0.0	0.0	0.0	0.0	0.2	0.0
Sagrantino	0.0	0.0	3.0	0.0	0.0	0.0	1.0	0.0	0.0	2.4
Salvador	0.0	0.0	0.0	0.0	0.0	0.0	0.0	0.0	0.0	0.0
Sangiovese *	177.4	33.4	363.5	242.0	28.6	68.2	282.9	506.4	16.1	197.4
Segalin	0.0	0.0	0.0	0.0	0.0	0.0	0.0	0.0	0.0	0.0
Souzao	0.0	2.4	0.0	0.0	0.0	6.0	10.7	15.2	0.0	4.9
St Laurent	0.0	0.0	16.0	2.0	0.0	0.0	0.0	0.0	0.0	0.0
Syrah *	1,390.9	638.8	2,160.6	1,202.8	176.1	424.3	5,485.0	11,390.0	552.6	1,003.2
Tannat	9.8	0.0	1.4	5.3	1.5	0.0	226.3	179.5	52.6	4.3
Tempranillo *	4.0	149.1	14.5	55.4	18.5	23.1	18.1	915.7	540.9	169.9
Teroldego	0.0	0.0	0.8	0.0	0.0	0.0	46.1	52.1	529.2	0.4
Tinta Cao	2.3	0.0	4.9	0.0	0.0	8.5	0.0	10.3	0.0	12.8
Tinta Madeira	0.0	0.0	0.0	0.0	0.0	0.0	0.0	0.8	0.0	0.0
Touriga Nacional *	10.5	14.1	4.4	8.8	0.0	11.1	0.0	64.9	0.0	15.7
Trousseau *	2.8	10.6	4.5	0.0	5.3	0.0	2.5	0.0	0.0	5.3
Zinfandel	4,813.5	1,466.6	9,484.1	2,542.5	309.9	2,035.9	613.5	6,564.5	541.8	5,020.3
Other Red 1/	20.5	0.4	163.4	52.2	0.0	7.5	19.2	16.4	18.8	31.7
Total Red	24,335.9	19,132.9	78,163.7	63,066.0	7,452.8	13,328.6	93,881.3	132,880.6	18,231.5	12,621.0
TOTAL WINE	46,490.3	32,393.1	132,710.0	84,132.6	15,812.1	18,973.1	179,926.1	164,952.4	36,009.3	13,980.4
TOTAL ALL VARIETIES	46,490.3	32,393.1	132,744.2	84,132.6	15,815.6	18,973.1	179,926.1	164,952.4	36,009.3	14,365.4

**TABLE 4: TONS OF GRAPES PURCHASED
FOR WINE, CONCENTRATE, JUICE, VINEGAR, AND BEVERAGE BRANDY BY CALIFORNIA PROCESSORS
FROM THE 2017 CROP BY TYPE, VARIETY, AND REPORTING DISTRICT WHERE GROWN, WITH COMPARISONS**

Type and Variety	11	12	13	14	15	16	17	2017 State Total	2016 State Total
	Tons								
WINE GRAPES (RED):									
Aglianico	12.6	4.5	8.5	0.0	0.0	16.4	3.9	106.8	81.7
Aleatico	0.0	0.0	0.0	0.0	0.0	0.8	0.0	21.9	23.2
Alicante Bouschet *	1,580.6	10.5	1,096.3	342.8	4.3	18.1	0.0	3,243.9	3,876.9
Arimarnoa	0.0	0.0	3,297.7	0.0	0.0	0.0	0.0	3,297.7	3,495.5
Barbera	1,536.6	40.2	38,239.7	275.9	0.0	72.4	27.8	41,808.8	44,514.8
Blaufraenkisch *	0.9	0.0	0.0	0.0	0.0	0.0	0.0	10.8	10.2
Cabernet Franc	2,509.2	0.9	42.0	0.0	7.8	149.0	105.0	7,478.3	6,441.1
Cabernet Sauvignon	140,808.1	59,537.1	69,683.9	12,379.6	127.3	452.1	2,540.6	468,760.9	441,540.7
Carignane	1,077.9	0.0	9,042.0	0.0	0.0	39.2	0.0	11,741.9	14,018.4
Carmenere	5.6	0.0	0.0	0.0	0.0	0.3	0.0	23.4	27.2
Carmelian	0.0	0.0	865.2	0.0	0.0	0.0	0.0	865.2	2,461.9
Centurian	0.0	0.0	1,457.2	0.0	0.0	0.0	0.0	1,457.2	982.8
Charbono	3.3	0.0	0.0	0.0	0.0	0.0	0.0	180.6	213.0
Ciliegiolo	0.0	4.7	0.0	0.0	0.0	0.0	1.0	5.7	9.5
Cinsaut *	103.5	0.0	0.0	0.0	0.0	64.5	7.2	323.0	362.7
Counoise	0.0	5.8	0.0	0.0	0.0	2.5	0.0	137.0	119.8
Dolcetto	38.9	0.0	0.0	0.0	0.0	9.2	4.8	193.4	297.1
Dornfelder	269.2	641.8	0.0	0.0	0.0	0.0	0.0	914.9	887.6
Durif	0.0	0.0	0.0	0.0	0.0	0.0	0.0	1.1	1.2
Freisa	0.0	0.0	0.0	0.0	0.0	0.0	0.0	4.9	5.8
Gamay (Napa) *	0.0	0.0	451.7	0.0	0.0	0.0	170.4	1,568.7	1,359.7
Gamay Noir Au Jus Blanc	0.0	0.0	0.0	0.0	0.0	0.0	0.0	43.3	31.7
Graciano	173.1	1.3	0.0	0.0	0.0	0.0	0.0	213.3	209.7
Grenache *	789.8	525.8	22,914.7	972.7	40.4	78.0	20.3	34,113.0	35,133.8
Grignolino	0.0	0.0	0.0	0.0	0.0	0.0	0.0	0.0	0.6
Lagrein	0.0	0.0	0.0	0.0	0.0	0.0	0.0	137.1	155.9
Malbec	14,791.4	1,377.9	2,202.7	0.0	3.9	121.7	94.0	26,578.4	28,113.9
Merlot	69,452.4	24,074.0	35,410.6	14,079.0	11.6	245.1	6,510.1	201,472.5	214,647.7
Meunier *	0.0	0.0	0.0	0.0	0.0	0.0	0.0	452.1	357.8
Mission	28.6	0.0	926.2	0.0	11.3	0.9	0.0	976.2	2,383.7
Monastrell	1.1	0.0	0.0	0.0	0.0	0.0	0.0	12.9	6.0
Montepulciano	27.9	33.4	0.0	0.0	0.0	60.0	0.0	195.9	274.9
Mourvedre *	32.7	458.2	6.7	4.0	5.7	70.1	4.9	2,926.5	3,619.2
Muscat Hamburg *	163.2	662.0	327.6	0.0	0.0	0.0	0.0	1,155.8	563.0
Nebbiolo	3.1	0.0	41.5	0.0	0.0	10.3	5.7	305.4	401.1
Negrette *	0.0	0.0	0.0	0.0	0.0	0.0	0.0	0.5	19.2
Negroamaro	0.0	0.0	0.0	0.0	0.0	2.9	0.0	96.7	67.2
Nero D'Avola *	0.0	65.2	0.0	0.0	0.0	0.0	0.0	82.3	54.9
Petit Verdot	10,944.3	5,957.2	1,061.2	0.0	3.0	25.8	11.4	26,983.7	23,743.9
Petite Sirah	35,020.7	12,032.6	1,914.5	255.0	8.9	151.6	8,100.1	81,261.3	85,359.3
Pinot Noir	30,724.9	16,033.8	11,550.5	13,232.5	0.0	17.3	20,882.7	193,278.4	186,316.0
Pinotage	15.0	0.0	0.0	0.0	0.0	0.0	0.0	33.6	29.6
Primitivo	69.7	4.9	25.7	0.0	0.0	21.8	8.8	814.6	975.6
Refosco *	403.5	0.0	0.0	0.0	0.0	0.0	0.0	449.5	518.2
Royalty	0.0	0.0	33.0	0.0	0.0	0.0	0.0	33.0	31.3
Rubired *	2,173.1	5,760.7	177,867.4	42,419.7	0.0	0.0	0.0	228,760.9	238,827.2
Ruby Cabernet	747.8	1,321.8	41,748.7	15,088.7	0.0	0.0	0.0	58,907.2	54,326.1
Sagrantino	0.0	19.6	7.3	0.0	0.0	4.1	0.0	37.4	28.8
Salvador	0.0	0.0	0.0	326.5	0.0	1.4	0.0	327.9	448.1
Sangiovese *	1,339.7	40.2	478.0	0.0	2.5	178.1	0.0	3,954.4	3,976.6
Segalin	329.0	0.0	960.4	0.0	0.0	0.0	0.0	1,289.4	1,106.4
Souzao	189.7	0.0	324.4	0.0	0.0	0.0	0.0	553.3	445.4
St Laurent	0.0	0.0	0.0	0.0	0.0	0.0	0.0	18.0	18.4
Syrah *	18,076.0	4,006.6	30,457.3	1,052.7	19.8	228.7	632.1	78,897.5	84,172.1
Tannat	2,790.7	912.9	418.4	0.0	0.0	3.4	8.7	4,614.8	4,221.0
Tempranillo *	1,673.4	5.0	6,601.1	0.0	5.4	96.0	291.0	10,581.1	10,782.7
Teroldego	3,793.5	849.6	2,106.7	0.0	0.0	0.0	735.2	8,113.6	5,211.3
Tinta Cao	16.4	0.0	361.0	0.0	0.0	1.8	0.0	418.0	450.0
Tinta Madeira	0.0	0.0	0.0	0.0	0.0	0.0	0.0	0.8	32.7
Touriga Nacional *	1,859.2	3.2	2,057.4	0.0	0.0	2.5	0.0	4,051.8	2,309.0
Trousseau *	2.8	0.0	0.0	0.0	0.0	0.0	0.0	33.8	54.8
Zinfandel	118,796.8	10,298.7	141,225.4	30,173.6	359.6	108.8	3,561.1	337,916.6	395,278.1
Other Red 1/	704.5	817.3	12,509.5	4,096.5	0.0	37.7	66.0	18,561.6	9,092.8
Total Red	463,080.4	145,507.4	617,722.1	134,699.2	611.5	2,292.5	43,792.8	1,870,800.2	1,914,526.5
TOTAL WINE	675,144.4	241,132.1	1,251,784.0	302,097.5	631.0	3,030.8	136,743.5	3,335,942.7	3,376,724.5
TOTAL ALL VARIETIES	675,152.7	241,213.9	1,338,223.4	345,022.7	631.0	3,030.8	136,743.5	3,465,820.1	3,475,601.3

* Synonyms for variety names are shown on Page 5.

1/ Other categories include minor and mixed varieties.

**TABLE 7: TONS OF GRAPES PURCHASED BY CALIFORNIA PROCESSORS AS DISTILLING MATERIAL
OTHER THAN BEVERAGE BRANDY FROM THE 2017 CROP BY TYPE AND VARIETY, WITH COMPARISONS**

Type and Variety	Distilling Material Purchased		Average Degrees Brix Distilling		Average Price Per Ton	
	2017	2016	2017	2016	2017	2016
	Tons		Degrees Brix		Dollars	
TABLE GRAPES: 2/						
Autumn King	29.2	0.0	17.7	0.0	106.20	0.00
Thomcord	18.1	0.0	20.8	0.0	93.60	0.00
Other Table 1/	29.5	0.0	19.3	0.0	86.85	0.00
Total Table	76.8	0.0	19.0	0.0	95.80	0.00
WINE GRAPES (RED):						
Alicante Bouschet *	5.3	0.0	22.3	0.0	133.80	0.00
Other Red 1/	294.7	0.0	20.6	0.0	123.60	0.00
Total Red	300.0	0.0	20.6	0.0	123.78	0.00
TOTAL WINE	300.0	0.0	20.6	0.0	123.78	0.00
TOTAL ALL VARIETIES	376.8	0.0	20.3	0.0	118.08	0.00

* Synonyms for variety names are shown on Page 5.

1/ Other categories include minor and mixed varieties.

TABLE 8: BASE PRICE PAID TO GROWERS FOR GRAPES CRUSHED AND DELIVERED TO CALIFORNIA PROCESSORS FROM THE 2017 CROP WITH BRIX FACTORS AND PURCHASED TONNAGE, BY TYPE, VARIETY, REPORTING DISTRICT WHERE GROWN, AND WEIGHTED AVERAGE BASE PRICE

District, Type, and Variety	Base Price	Brix	Tons	District, Type, and Variety	Base Price	Brix	Tons
	Per Ton	Factors			Per Ton	Factors	
	Dollars	Code a/			Dollars	Code a/	
DISTRICT 1					1,600.00	021000	53.8
WINE GRAPES (WHITE)					1,675.00	000100	225.6
Albarino	2,500.00	000100	1.1		1,800.00	013400	1.0
Wtd. Avg. Base & Total Tons	2,500.00		1.1		1,900.00	017000	15.6
					2,000.00	000100	3.2
Arneis	1,450.00	000100	4.5		2,162.97	000100	36.8
	1,500.00	000100	4.2		2,200.00	017000	3.6
	1,600.00	013400	3.4		2,250.00	013800	0.7
	1,800.00	016900	3.8		2,400.00	000100	4.1
Wtd. Avg. Base & Total Tons	1,578.93		15.9		2,400.00	017000	4.1
					2,500.00	000100	19.6
Chardonnay *	275.00	013600	68.1		2,500.00	013800	1.5
	987.07	000100	65.7		2,500.00	030940	1.0
	1,000.00	000100	65.0		2,575.00	013400	10.2
	1,000.00	020600	7.9		2,600.00	000100	25.8
	1,000.00	023100	8.2		2,700.00	000100	44.0
	1,010.02	000100	170.5		2,700.00	009500	5.7
	1,041.90	000100	89.3		2,744.00	000100	14.5
	1,075.85	000100	99.1		2,800.00	000100	12.3
	1,100.00	000100	47.4		3,000.00	000100	30.4
	1,100.00	024500	280.1		3,000.00	017200	1.8
	1,100.00	054870	5.1		3,000.00	017400	15.9
	1,150.00	000100	43.2		3,200.00	000100	20.6
	1,200.00	000100	1,451.7		3,237.25	000100	16.8
	1,200.00	006650	49.2		3,445.00	009500	4.5
	1,200.00	017000	44.3		3,500.00	000100	18.8
	1,200.00	024500	3,838.7		3,600.00	000100	2.0
	1,243.47	000100	19.6		4,000.00	000100	0.9
	1,244.90	000100	302.1		4,106.33	000100	7.1
	1,250.00	000100	653.7		4,110.16	000100	4.1
	1,250.00	024500	112.8		4,300.00	000100	16.1
	1,259.35	000100	125.4		5,000.00	000100	4.3
	1,262.13	000100	440.9		5,000.00	023100	1.6
	1,262.13	054870	129.2		5,139.03	000100	8.4
	1,262.83	000100	106.0		6,000.00	000100	4.0
	1,264.86	000100	5.5		12,000.00	013800	8.4
	1,294.70	000100	997.7	Wtd. Avg. Base & Total Tons	1,331.31		17,992.4
	1,295.00	000100	94.5				
	1,300.00	000100	1,166.2	Chenin Blanc	1,100.00	000100	15.9
	1,300.00	020800	30.4		1,250.00	013600	8.8
	1,300.00	023100	41.4		1,275.00	000100	45.6
	1,300.00	024500	457.8		1,450.00	000100	11.8
	1,300.00	059693	26.7		1,450.00	013200	5.5
	1,320.57	006650	351.1		1,464.50	000100	8.0
	1,350.00	000100	1,390.2		1,500.00	000100	14.3
	1,350.00	013600	3.0		1,800.00	000100	3.7
	1,350.00	015800	177.1		1,850.00	010600	2.9
	1,350.00	016000	245.9		2,200.00	000100	4.8
	1,350.00	023100	45.0		2,200.00	009500	7.5
	1,362.13	007600	102.3		2,200.00	013100	8.2
	1,369.31	006650	144.3		2,400.00	000100	1.7
	1,375.00	000100	208.2	Wtd. Avg. Base & Total Tons	1,485.84		138.7
	1,400.00	000100	1,524.2				
	1,400.00	013600	5.3	Cortese	1,450.00	000100	4.7
	1,400.00	016000	67.6	Wtd. Avg. Base & Total Tons	1,450.00		4.7
	1,400.00	059693	48.3				
	1,450.00	000100	297.2	French Colombard	1,100.00	000100	11.1
	1,450.00	013600	257.4		1,168.00	008000	92.1
	1,450.00	015200	22.6		1,200.00	000100	6.2
	1,450.00	019100	6.1		1,400.00	008000	15.2
	1,450.00	023100	149.9	Wtd. Avg. Base & Total Tons	1,191.84		124.6
	1,472.55	000100	393.7				
	1,478.59	000100	68.7	Gewurztraminer	950.00	000100	7.0
	1,490.00	000100	20.2		1,725.10	000100	73.5
	1,500.00	000100	253.2		1,800.00	000100	0.9
	1,500.00	009550	20.5		1,900.00	000100	15.4
	1,500.00	013800	1.1		2,000.00	000100	56.5
	1,500.00	064047	13.4		2,008.15	000100	20.0
	1,525.00	013600	76.4		2,077.61	000100	23.9
	1,550.00	000100	34.8		2,100.00	000100	2.8
	1,566.75	000100	31.9		2,200.00	000100	1.0
	1,575.00	064047	69.4		2,200.00	017000	2.5
	1,600.00	000100	271.2		2,206.82	000100	21.9

TABLE 8: BASE PRICE PAID TO GROWERS FOR GRAPES CRUSHED AND DELIVERED TO CALIFORNIA PROCESSORS FROM THE 2017 CROP WITH BRIX FACTORS AND PURCHASED TONNAGE, BY TYPE, VARIETY, REPORTING DISTRICT WHERE GROWN, AND WEIGHTED AVERAGE BASE PRICE

District, Type, and Variety	Base Price	Brix	Tons	District, Type, and Variety	Base Price	Brix	Tons
	Per Ton	Factors			Per Ton	Factors	
	Dollars	Code a/			Dollars	Code a/	
DISTRICT 1 (Cont'd)					1,250.00	000100	48.7
Gewurztraminer (Cont'd)	2,250.00	000100	3.3		1,250.00	015700	46.3
	2,500.00	000100	6.7		1,260.00	000100	17.1
Wtd. Avg. Base & Total Tons	1,925.35		235.4		1,275.63	000100	123.6
					1,281.76	000100	6.6
Grenache Blanc	2,100.00	020800	1.4		1,290.29	054870	154.4
	2,250.00	000100	2.9		1,300.00	000100	304.4
Wtd. Avg. Base & Total Tons	2,201.16		4.3		1,300.00	015700	17.0
					1,300.00	017200	2.1
Marsanne	1,800.00	000100	8.1		1,325.00	000100	20.5
	1,800.00	018900	1.2		1,350.00	000100	61.6
	2,200.00	000100	1.4		1,375.00	000100	35.6
	3,000.00	012900	1.5		1,375.00	013600	38.8
	3,500.00	013800	3.8		1,400.00	000100	92.0
	4,000.00	013800	0.7		1,400.00	048594	121.2
Wtd. Avg. Base & Total Tons	2,420.36		16.7		1,411.06	000100	22.2
					1,411.11	000100	41.2
Muscat Blanc *	1,050.00	000100	11.3		1,450.00	000100	7.0
	1,076.95	000100	22.7		1,450.00	013600	41.6
	1,100.00	000100	24.0		1,461.60	000100	99.1
	1,150.00	000100	23.5		1,461.66	000100	25.8
	1,200.00	000100	12.9		1,475.00	000100	144.9
	1,450.00	013600	5.9		1,500.00	000100	149.7
	1,575.00	000100	6.3		1,500.00	017200	26.1
	2,800.00	000100	2.4		1,510.00	000100	49.8
Wtd. Avg. Base & Total Tons	1,196.46		109.0		1,650.00	000100	11.9
					1,700.00	000100	10.6
Muscat Orange	1,700.00	020800	5.7		1,800.00	000100	4.8
	1,800.00	013600	4.1		1,800.00	010900	2.5
	1,890.00	000100	8.0		1,800.00	013600	0.9
Wtd. Avg. Base & Total Tons	1,808.43		17.8		1,900.00	000100	18.4
					2,000.00	000100	1.5
Picpoul Blanc	3,800.00	013800	1.1		2,000.00	013600	9.8
Wtd. Avg. Base & Total Tons	3,800.00		1.1		2,100.00	000100	1.0
					2,100.00	024500	2.4
Pinot Blanc	1,150.00	013100	21.5		2,200.00	000100	3.1
	1,250.00	000100	26.1		2,200.00	016800	4.9
	1,600.00	000100	36.1		2,500.00	000100	2.6
	1,875.00	011100	1.8		3,000.00	000100	5.3
Wtd. Avg. Base & Total Tons	1,385.79		85.5	Wtd. Avg. Base & Total Tons	1,344.96		2,363.3
Pinot Gris *	1,000.00	000100	25.3	Sauvignon Musque	1,510.00	000100	89.9
	1,200.00	000100	129.9	Wtd. Avg. Base & Total Tons	1,510.00		89.9
	1,350.00	000100	90.7				
	1,500.00	000100	1.8	Semillon	435.00	000100	2.3
	1,600.00	000100	26.0		1,335.00	000100	30.0
	1,691.02	000100	27.4		1,500.00	017200	4.4
	1,900.00	000100	3.7		1,900.00	000100	0.7
	2,000.00	000100	6.8		2,000.00	000100	1.0
	2,050.00	000100	11.4		2,100.00	000100	1.5
	2,100.00	000100	5.6		2,100.00	010900	1.1
	2,200.00	000100	2.1		2,100.00	013400	0.5
	2,400.00	000100	4.5		2,500.00	000100	2.2
	2,686.62	000100	6.5	Wtd. Avg. Base & Total Tons	1,441.43		43.7
	2,800.00	000100	11.5				
	12,000.00	013800	9.1	Tocai Friulano	1,300.00	000100	15.1
Wtd. Avg. Base & Total Tons	1,723.16		362.3		1,700.00	013100	2.8
					1,800.00	000100	1.9
Roussanne	1,250.00	000100	22.8	Wtd. Avg. Base & Total Tons	1,404.55		19.8
	1,500.00	000100	5.7				
	1,800.00	000100	7.8	Viognier	1,035.00	013600	0.1
	1,800.00	018900	1.2		1,100.00	000100	28.6
	2,200.00	000100	1.2		1,200.00	000100	225.4
	4,000.00	013800	1.0		1,225.00	064047	15.7
	4,300.00	000100	5.7		1,300.00	000100	3.4
Wtd. Avg. Base & Total Tons	1,859.03		45.4		1,350.00	000100	17.5
					1,350.00	024800	0.1
Sauvignon Blanc	1,100.00	000100	63.4		1,500.00	000100	12.6
	1,148.45	000100	99.2		1,650.00	000100	1.6
	1,159.13	000100	126.5		1,800.00	000100	4.5
	1,200.00	000100	152.0		1,800.00	002200	5.2
	1,200.00	020800	64.0		1,800.00	020800	8.0
	1,225.78	000100	81.2		1,850.00	000100	6.0

TABLE 8: BASE PRICE PAID TO GROWERS FOR GRAPES CRUSHED AND DELIVERED TO CALIFORNIA PROCESSORS FROM THE 2017 CROP WITH BRIX FACTORS AND PURCHASED TONNAGE, BY TYPE, VARIETY, REPORTING DISTRICT WHERE GROWN, AND WEIGHTED AVERAGE BASE PRICE

District, Type, and Variety	Base Price	Brix	Tons	District, Type, and Variety	Base Price	Brix	Tons
	Per Ton	Factors			Per Ton	Factors	
	Dollars	Code a/			Dollars	Code a/	
DISTRICT 1 (Cont'd)					1,950.00	069445	36.6
Viognier (Cont'd)	1,850.00	017400	3.2		1,969.65	000100	21.8
	1,900.00	020800	8.0		2,000.00	000100	295.4
	2,000.00	013600	2.1		2,000.00	020800	5.5
	2,200.00	000100	1.4		2,000.00	022800	142.2
	2,300.00	000100	0.4		2,000.00	067485	15.6
	2,600.00	000100	1.5		2,050.00	067485	27.4
	3,000.00	013400	2.6		2,058.34	000100	469.7
	4,000.00	000100	0.1		2,058.34	020800	205.2
	4,000.00	013800	0.4		2,070.00	025100	48.4
Wtd. Avg. Base & Total Tons	1,311.64		348.4		2,099.90	000100	140.3
					2,099.90	022800	62.6
White Riesling *	1,425.00	013600	16.2		2,100.00	000100	135.0
	1,800.00	000100	3.9		2,100.00	023000	37.3
	1,800.00	013600	5.2		2,149.96	000100	11.8
	1,900.00	000100	15.2		2,150.00	000100	219.5
	1,950.00	000100	1.5		2,150.00	067485	70.4
	2,000.00	000100	21.5		2,179.01	023100	26.1
	2,062.82	000100	11.8		2,200.00	000100	370.6
	2,200.00	017000	4.6		2,200.00	024500	269.4
	2,300.00	000100	6.2		2,200.00	025100	73.9
	2,400.00	000100	40.3		2,204.90	000100	214.2
	2,400.00	017000	2.2		2,244.00	000100	184.0
	2,800.00	000100	1.5		2,250.00	000100	20.0
Wtd. Avg. Base & Total Tons	2,069.11		130.1		2,263.82	000100	30.9
					2,287.91	000100	142.9
Other White b/	2,000.00	000100	2.5		2,300.00	000100	249.9
	3,000.00	000100	1.8		2,300.00	019200	92.7
Wtd. Avg. Base & Total Tons	2,418.60		4.3		2,300.00	020800	44.3
					2,300.00	023400	114.4
WINE GRAPES (RED)					2,300.00	024500	3.9
Barbera	1,100.00	000100	1.9		2,300.00	025100	31.2
	1,350.00	017400	2.5		2,300.00	067485	8.6
	1,400.00	000100	6.2		2,310.00	000100	38.3
	1,400.00	013100	4.7		2,315.25	000100	158.6
	1,400.00	021200	6.4		2,317.50	000100	319.2
	1,450.00	000100	12.0		2,350.00	000100	47.9
	1,500.00	000100	23.9		2,362.50	000100	130.8
	1,500.00	024500	3.1		2,400.00	000100	266.8
	1,597.76	000100	15.6		2,400.00	021000	59.9
	1,600.00	000100	7.8		2,400.00	021500	3.0
	1,700.00	000100	24.4		2,500.00	000100	457.6
	1,800.00	000100	4.9		2,500.00	025100	36.4
	1,800.00	020800	5.1		2,500.00	070512	23.6
	2,000.00	000100	13.0		2,600.00	000100	184.9
	2,200.00	000100	1.6		2,730.53	025100	49.1
Wtd. Avg. Base & Total Tons	1,607.74		133.1		2,800.00	000100	1.9
					2,800.00	013600	4.9
Cabernet Franc	1,900.00	013600	6.0		2,850.00	000100	15.9
	2,800.00	000100	1.7		3,000.00	017400	2.5
	3,300.00	017400	2.7		3,000.00	021500	9.6
	4,300.00	000100	5.7		3,100.00	025100	19.8
Wtd. Avg. Base & Total Tons	3,079.50		16.1		3,853.98	000100	95.8
					5,884.00	000100	2.2
Cabernet Sauvignon	275.00	017400	17.1	Wtd. Avg. Base & Total Tons	2,200.41		6,641.1
	1,400.00	000100	2.4				
	1,500.00	000100	129.3	Carignane	700.00	000100	9.3
	1,500.00	017400	12.2		875.00	007800	31.9
	1,600.00	000100	1.1		1,000.00	000100	5.1
	1,650.00	000100	68.4		1,050.00	017400	38.1
	1,700.00	000100	160.2		1,100.00	000100	31.7
	1,700.00	021000	1.8		1,100.00	021000	4.2
	1,700.00	067485	12.6		1,100.00	070430	15.1
	1,750.00	067485	4.3		1,150.00	000100	25.5
	1,800.00	000100	203.9		1,150.00	017400	7.9
	1,850.00	000100	57.8		1,150.00	067485	6.9
	1,850.00	070430	15.0		1,200.00	000100	98.6
	1,875.00	000100	18.9		1,200.00	017400	7.6
	1,900.00	013600	5.3		1,250.00	000100	26.2
	1,900.00	059693	18.0		1,250.00	017400	167.5
	1,900.00	067485	118.5		1,300.00	000100	12.9
	1,900.00	069227	27.5		1,300.00	017400	19.4
	1,950.00	067485	16.4		1,300.00	024500	12.7

TABLE 8: BASE PRICE PAID TO GROWERS FOR GRAPES CRUSHED AND DELIVERED TO CALIFORNIA PROCESSORS FROM THE 2017 CROP WITH BRIX FACTORS AND PURCHASED TONNAGE, BY TYPE, VARIETY, REPORTING DISTRICT WHERE GROWN, AND WEIGHTED AVERAGE BASE PRICE

District, Type, and Variety	Base Price	Brix	Tons	District, Type, and Variety	Base Price	Brix	Tons
	Per Ton	Factors			Per Ton	Factors	
	Dollars	Code a/			Dollars	Code a/	
DISTRICT 1 (Cont'd)					1,600.00	067485	21.6
Carignane (Cont'd)	1,300.00	067485	9.6		1,650.00	000100	3.8
	1,310.00	000100	19.8		1,700.00	000100	49.2
	1,310.41	000100	4.6		1,750.00	017200	3.2
	1,350.00	000100	17.7		1,800.00	000100	30.4
	1,350.00	042690	4.1		1,800.00	024500	10.0
	1,356.74	000100	32.2		1,850.00	000100	9.7
	1,375.00	000100	28.1		1,888.83	000100	18.5
	1,400.00	000100	44.3		1,900.00	044480	25.4
	1,400.00	020600	19.1		1,904.62	000100	3.3
	1,400.00	022700	5.2		2,000.00	000100	41.7
	1,428.53	015500	35.2		2,000.00	040770	29.2
	1,450.00	000100	6.0		2,100.00	000100	1.2
	1,500.00	000100	13.3		2,150.00	018900	7.3
	1,550.00	000100	4.7		2,200.00	000100	9.7
	1,600.00	000100	1.0		2,250.00	000100	32.5
	1,600.00	013800	11.1		2,300.00	000100	3.4
	1,700.00	017000	3.3		2,500.00	000100	12.1
	1,750.00	000100	4.3		2,500.00	014100	2.3
	1,750.00	017600	7.0		2,600.00	000100	2.9
	1,800.00	000100	79.5		2,600.00	025000	4.6
	1,850.00	017000	2.2		2,850.00	000100	33.5
	1,900.00	000100	11.6		2,850.00	025300	4.9
	1,950.00	000100	16.9		4,000.00	000100	3.1
	2,000.00	000100	38.2		4,000.00	013800	1.0
	2,200.00	000100	13.1		4,300.00	000100	7.0
	2,200.00	009500	1.9		4,680.00	000100	1.7
	2,200.00	017200	1.5	Wtd. Avg. Base & Total Tons	2,011.45		437.9
	2,500.00	000100	7.4				
	2,600.00	000100	4.3	Malbec	1,400.00	000100	6.8
Wtd. Avg. Base & Total Tons	1,382.30		967.8		1,750.00	000100	16.7
					1,775.00	017400	9.6
Carmenere	1,900.00	013600	2.1		1,800.00	017400	1.1
Wtd. Avg. Base & Total Tons	1,900.00		2.1		1,842.66	000100	2.6
					1,900.00	013600	22.7
Charbono	1,500.00	000100	2.0		4,000.00	013800	1.0
	1,550.00	017400	10.3	Wtd. Avg. Base & Total Tons	1,812.99		60.5
	1,600.00	000100	3.1				
	1,650.00	000100	4.4	Merlot	900.00	000100	18.6
	1,650.00	025100	3.9		1,000.00	017000	15.1
	2,000.00	000100	4.6		1,050.00	000100	126.2
Wtd. Avg. Base & Total Tons	1,654.42		28.3		1,050.00	017000	41.2
					1,100.00	000100	117.2
Counoise	2,400.00	000100	13.9		1,138.95	022800	56.9
	3,800.00	000100	0.8		1,150.00	017400	29.4
Wtd. Avg. Base & Total Tons	2,476.19		14.7		1,200.00	000100	262.8
					1,200.00	023400	4.3
Dolcetto	1,450.00	000100	14.4		1,200.00	067485	23.3
	1,487.91	000100	14.7		1,225.86	000100	120.5
	1,500.00	000100	16.9		1,225.86	020800	107.7
	1,600.00	000100	2.1		1,231.75	000100	105.7
	1,700.00	000100	1.8		1,232.02	000100	10.8
	1,700.00	020800	3.1		1,236.00	000100	255.5
	1,775.00	017400	13.1		1,242.52	000100	120.1
Wtd. Avg. Base & Total Tons	1,558.92		66.1		1,250.00	000100	242.0
					1,275.00	017400	102.0
Gamay (Napa) *	1,250.00	013600	37.9		1,293.34	000100	59.7
	1,400.00	000100	15.0		1,294.29	000100	93.9
	1,600.00	000100	3.7		1,298.83	067485	39.6
	2,000.00	000100	9.0		1,300.00	000100	121.9
	2,200.00	000100	5.7		1,350.00	000100	510.8
	2,200.00	007900	4.6		1,350.00	017400	35.9
	2,500.00	016800	2.8		1,350.00	021500	95.2
Wtd. Avg. Base & Total Tons	1,549.62		78.7		1,375.00	067485	19.0
					1,400.00	000100	165.5
Grenache *	1,100.00	000100	5.6		1,400.00	017400	70.3
	1,200.00	013100	13.8		1,400.00	064047	20.2
	1,250.00	000100	12.3		1,425.00	000100	109.1
	1,300.00	000100	3.0		1,450.00	000100	59.2
	1,400.00	000100	2.3		1,450.00	017400	57.8
	1,500.00	000100	6.4		1,471.10	000100	197.6
	1,600.00	000100	18.1		1,500.00	000100	142.1
	1,600.00	042690	3.2		1,525.00	000100	11.7

TABLE 8: BASE PRICE PAID TO GROWERS FOR GRAPES CRUSHED AND DELIVERED TO CALIFORNIA PROCESSORS FROM THE 2017 CROP WITH BRIX FACTORS AND PURCHASED TONNAGE, BY TYPE, VARIETY, REPORTING DISTRICT WHERE GROWN, AND WEIGHTED AVERAGE BASE PRICE

District, Type, and Variety	Base Price	Brix	Tons	District, Type, and Variety	Base Price	Brix	Tons
	Per Ton	Factors			Per Ton	Factors	
	Dollars	Code a/			Dollars	Code a/	
DISTRICT 1 (Cont'd)					1,650.00	067485	23.3
Merlot (Cont'd)	1,600.00	017400	57.0		1,650.00	070512	14.3
	1,675.00	000100	6.4		1,660.68	067485	9.7
	1,700.00	000100	38.7		1,675.00	067485	46.5
	1,800.00	000100	13.1		1,700.00	000100	52.4
	1,900.00	013600	8.2		1,700.00	024500	72.6
	2,181.72	000100	42.7		1,700.00	067485	10.1
	2,200.00	000100	8.2		1,722.37	000100	9.6
	2,300.00	017400	3.0		1,722.37	024500	32.6
	2,500.00	000100	88.7		1,725.00	000100	30.7
	2,756.51	000100	5.4		1,726.04	000100	4.9
Wtd. Avg. Base & Total Tons	1,346.96		3,840.2		1,726.86	000100	22.5
					1,726.86	021100	12.9
Meunier *	1,800.00	000100	6.4		1,742.50	052025	34.4
Wtd. Avg. Base & Total Tons	1,800.00		6.4		1,744.27	000100	0.6
					1,750.00	000100	21.8
Montepulciano	1,800.00	000100	6.8		1,750.00	020800	3.2
	1,800.00	020800	2.7		1,767.50	000100	10.4
Wtd. Avg. Base & Total Tons	1,800.00		9.5		1,800.00	000100	76.5
					1,800.00	024600	1.3
Mourvedre *	2,200.00	017200	1.2		1,805.48	000100	32.6
	2,500.00	000100	1.5		1,850.00	000100	93.4
	3,000.00	017200	3.9		1,850.00	024500	7.6
	3,000.00	020800	1.8		1,855.04	023100	26.6
	3,800.00	000100	0.5		1,900.00	000100	148.5
	3,911.54	013800	7.4		2,000.00	000100	17.6
Wtd. Avg. Base & Total Tons	3,333.46		16.3		2,000.00	017400	2.0
					2,010.00	000100	23.5
Nebbiolo	360.00	019400	0.3		2,200.00	000100	23.9
	1,450.00	000100	10.1		2,200.00	017200	3.4
	2,000.00	000100	2.0		2,250.00	013800	0.9
Wtd. Avg. Base & Total Tons	1,512.34		12.4		2,300.00	000100	23.7
					2,400.00	000100	16.2
Negroamaro	1,500.00	000100	4.2		2,500.00	000100	15.9
	1,600.00	000100	1.9		2,771.04	000100	12.6
	1,700.00	017000	2.0		2,782.88	000100	24.4
Wtd. Avg. Base & Total Tons	1,572.84		8.1		2,850.00	000100	25.5
					2,850.00	025300	6.4
Nero D'Avola *	1,800.00	000100	7.9		3,000.00	000100	33.2
	2,400.00	024500	2.5		3,500.00	000100	13.3
	2,500.00	000100	0.4	Wtd. Avg. Base & Total Tons	1,790.32		1,641.3
Wtd. Avg. Base & Total Tons	1,964.81		10.8				
				Pinot Noir	1,200.00	000100	80.3
Petit Verdot	1,900.00	013600	5.9		1,400.00	000100	24.7
	1,926.81	000100	1.2		1,450.00	021500	3.8
	1,926.81	020800	10.4		1,500.00	000100	19.9
	1,950.00	000100	25.8		1,558.99	000100	36.3
	2,000.00	000100	0.9		1,600.00	000100	405.4
	2,000.00	017400	0.9		1,600.00	001900	10.3
	2,300.00	000100	6.8		1,650.00	000100	84.3
	2,400.00	021000	2.9		1,650.00	017200	2.8
	2,800.00	000100	0.5		1,700.00	000100	106.3
Wtd. Avg. Base & Total Tons	2,015.75		55.3		1,750.00	000100	43.6
					1,800.00	000100	233.0
Petite Sirah	1,100.00	000100	11.9		1,900.00	000100	137.1
	1,200.00	000100	14.6		2,000.00	000100	67.6
	1,200.00	017400	34.9		2,000.00	013600	1.0
	1,250.00	021500	4.8		2,000.00	017000	0.9
	1,385.00	021500	22.7		2,000.00	019300	9.7
	1,400.00	000100	12.6		2,043.78	000100	78.6
	1,400.00	024500	31.9		2,100.00	000100	58.0
	1,435.00	020800	84.6		2,200.00	000100	93.4
	1,450.00	064047	5.7		2,225.00	067485	27.5
	1,500.00	000100	88.9		2,300.00	069445	6.0
	1,500.00	024500	33.5		2,400.00	000100	130.8
	1,500.00	067485	18.1		2,450.00	069445	24.1
	1,550.00	017400	8.9		2,500.00	000100	46.2
	1,600.00	000100	61.8		2,500.00	021500	2.9
	1,600.00	021000	3.4		2,500.00	022800	4.1
	1,600.00	067485	15.1		2,594.66	000100	12.2
	1,625.00	048170	20.0		2,600.00	000100	26.3
	1,625.00	069227	15.0		2,695.00	000100	34.6
	1,650.00	000100	111.4		2,700.00	017000	1.9

TABLE 8: BASE PRICE PAID TO GROWERS FOR GRAPES CRUSHED AND DELIVERED TO CALIFORNIA PROCESSORS FROM THE 2017 CROP WITH BRIX FACTORS AND PURCHASED TONNAGE, BY TYPE, VARIETY, REPORTING DISTRICT WHERE GROWN, AND WEIGHTED AVERAGE BASE PRICE

District, Type, and Variety	Base Price	Brix	Tons	District, Type, and Variety	Base Price	Brix	Tons
	Per Ton	Factors			Per Ton	Factors	
	Dollars	Code a/			Dollars	Code a/	
DISTRICT 1 (Cont'd)					4,800.00	020600	4.4
Pinot Noir (Cont'd)	2,818.71	000100	13.3		4,880.00	000100	11.8
	2,850.00	021500	53.6		5,000.00	000100	97.8
	2,950.00	000100	41.7		5,000.00	020800	2.1
	3,000.00	000100	4.1		5,008.00	011500	2.8
	3,099.00	000100	7.8		5,250.00	000100	26.0
	3,100.00	000100	9.5		5,300.00	000100	4.1
	3,200.00	000100	62.9		5,437.38	000100	12.1
	3,200.00	013400	1.6		5,439.00	020800	56.2
	3,200.00	013800	4.5		5,470.83	000100	18.0
	3,200.00	017000	4.4		5,500.00	000100	10.3
	3,200.00	021000	5.1		5,600.00	000100	7.5
	3,220.00	002200	18.3		5,800.00	000100	3.2
	3,250.00	000100	28.1		6,000.00	000100	32.0
	3,300.00	000100	7.1		6,020.39	000100	9.7
	3,346.97	000100	10.8		6,500.00	000100	2.2
	3,400.00	000100	23.9		6,552.00	000100	26.1
	3,400.00	013600	6.6		6,689.00	000100	13.6
	3,400.00	020800	2.2		6,850.00	000100	7.0
	3,400.00	069445	14.7		6,878.20	000100	7.9
	3,409.00	000100	17.1		7,000.00	000100	11.1
	3,409.86	000100	27.5		7,500.00	000100	16.6
	3,500.00	000100	89.5		8,560.00	000100	8.9
	3,500.00	017200	1.2		12,000.00	013800	79.7
	3,550.00	069445	5.5	Wtd. Avg. Base & Total Tons	3,267.68		3,782.6
	3,600.00	000100	11.0				
	3,600.00	017000	16.8	Pinotage	1,500.00	000100	4.8
	3,605.00	000100	20.5		1,509.78	000100	12.2
	3,668.64	000100	10.4	Wtd. Avg. Base & Total Tons	1,507.02		17.0
	3,677.20	000100	11.0				
	3,680.50	000100	32.9	Primitivo	1,627.66	000100	35.2
	3,750.00	000100	4.2		1,675.00	000100	17.3
	3,795.58	000100	51.9		2,000.00	000100	3.2
	3,800.00	000100	38.4		2,250.00	024800	2.2
	3,800.00	017000	4.7	Wtd. Avg. Base & Total Tons	1,686.03		57.9
	3,800.00	020800	10.4				
	3,820.97	000100	8.1	Sangiovese *	1,200.00	017400	35.1
	3,850.00	000100	15.5		1,400.00	000100	22.4
	3,870.75	000100	8.0		1,400.00	024500	7.8
	3,900.00	000100	20.5		1,500.00	000100	1.8
	3,900.00	013600	17.8		1,500.00	017400	0.4
	3,900.00	020800	22.6		1,600.00	021000	3.3
	3,903.87	000100	14.0		1,602.50	000100	27.3
	4,000.00	000100	86.2		1,631.99	007600	31.3
	4,000.00	017000	9.5		1,650.00	000100	5.2
	4,000.00	018900	4.4		1,650.00	020800	3.1
	4,031.00	017200	7.8		1,700.00	000100	4.7
	4,035.50	000100	13.7		1,800.00	020800	3.9
	4,068.50	000100	6.6		2,350.19	000100	20.5
	4,100.00	000100	217.3		2,500.00	000100	10.6
	4,100.00	020800	6.9	Wtd. Avg. Base & Total Tons	1,641.45		177.4
	4,200.00	000100	40.5				
	4,300.00	000100	69.4	Syrah *	325.00	000100	28.7
	4,300.00	020800	1.2		950.00	000100	15.0
	4,385.12	000100	3.9		1,000.00	000100	154.1
	4,392.00	000100	8.5		1,100.00	000100	98.1
	4,400.00	000100	9.4		1,200.00	000100	150.4
	4,400.00	017600	4.1		1,200.00	067485	4.4
	4,400.00	021000	3.5		1,250.00	000100	6.2
	4,400.00	024600	5.0		1,250.00	017000	23.0
	4,482.46	021000	5.5		1,300.00	000100	40.9
	4,500.00	000100	91.4		1,300.00	067485	17.5
	4,500.00	013800	1.0		1,350.00	000100	70.4
	4,500.00	017000	3.3		1,350.00	017400	8.6
	4,598.77	000100	17.3		1,350.00	024500	7.0
	4,600.00	000100	3.2		1,400.00	000100	81.3
	4,600.00	017000	3.7		1,442.05	023100	23.8
	4,650.00	000100	7.8		1,488.89	000100	12.7
	4,673.95	013800	55.6		1,500.00	000100	172.0
	4,680.00	000100	4.9		1,505.00	000100	50.8
	4,750.00	000100	3.7		1,524.18	000100	18.5
	4,750.05	000100	10.4		1,550.00	000100	52.2
	4,800.00	000100	12.5		1,600.00	000100	8.0

TABLE 8: BASE PRICE PAID TO GROWERS FOR GRAPES CRUSHED AND DELIVERED TO CALIFORNIA PROCESSORS FROM THE 2017 CROP WITH BRIX FACTORS AND PURCHASED TONNAGE, BY TYPE, VARIETY, REPORTING DISTRICT WHERE GROWN, AND WEIGHTED AVERAGE BASE PRICE

District, Type, and Variety	Base Price	Brix	Tons	District, Type, and Variety	Base Price	Brix	Tons
	Per Ton	Factors			Per Ton	Factors	
	Dollars	Code a/			Dollars	Code a/	
DISTRICT 1 (Cont'd)					1,400.00	069445	1.4
Syrah * (Cont'd)	1,650.00	000100	23.2		1,400.00	070430	40.0
	1,700.00	000100	48.1		1,425.00	021500	7.1
	1,700.00	013600	8.4		1,430.00	000100	66.7
	1,750.00	000100	5.0		1,450.00	000100	55.2
	1,800.00	000100	20.5		1,450.00	017400	59.4
	1,800.00	013600	7.0		1,450.00	067485	144.3
	1,850.00	000100	6.9		1,475.00	069445	18.0
	1,850.00	017200	14.9		1,500.00	000100	169.0
	1,900.00	000100	5.6		1,500.00	013800	1.5
	1,900.00	022700	20.6		1,500.00	017400	18.1
	1,901.83	000100	36.7		1,500.00	017800	2.4
	2,000.00	013600	0.9		1,500.00	024500	147.0
	2,200.00	000100	6.4		1,500.00	027800	5.1
	2,200.00	024500	4.0		1,500.00	067485	83.6
	2,250.00	000100	7.1		1,500.00	069445	31.0
	2,250.04	000100	11.3		1,540.00	000100	66.3
	2,400.00	000100	3.4		1,543.45	067485	21.2
	2,600.00	024600	1.9		1,550.00	000100	76.5
	2,700.00	000100	1.5		1,550.00	017400	44.2
	2,700.00	009400	2.1		1,550.00	067485	73.1
	2,800.00	000100	2.0		1,575.00	017400	46.6
	2,850.00	000100	31.0		1,581.05	000100	28.1
	2,850.00	025400	7.5		1,587.12	000100	9.3
	3,000.00	000100	1.4		1,597.92	000100	80.4
	3,000.00	017400	1.9		1,600.00	000100	169.6
	3,200.00	009400	5.2		1,600.00	021000	2.0
	3,500.00	000100	9.1		1,600.00	024500	132.0
	3,600.00	024500	12.8		1,609.29	000100	35.7
	3,750.00	000100	1.0		1,625.00	067485	53.9
	3,800.00	000100	1.2		1,641.25	000100	48.7
	3,908.69	013800	8.1		1,650.00	000100	79.0
	4,000.00	000100	12.2		1,650.00	064047	36.4
	4,000.00	009500	3.6		1,675.00	000100	89.4
	4,000.00	013600	5.5		1,691.75	000100	10.7
	4,225.00	000100	9.3		1,700.00	000100	160.9
Wtd. Avg. Base & Total Tons	1,544.99		1,390.9		1,700.00	017400	77.6
					1,700.00	029400	5.2
Tannat	3,500.00	000100	4.2		1,725.00	000100	208.8
	4,000.00	000100	5.6		1,742.50	052025	11.0
Wtd. Avg. Base & Total Tons	3,785.71		9.8		1,750.00	000100	110.1
					1,750.00	064047	19.6
Tempranillo *	1,400.00	000100	3.1		1,770.87	000100	93.4
	2,000.00	013600	0.9		1,770.87	021100	111.0
Wtd. Avg. Base & Total Tons	1,535.00		4.0		1,800.00	000100	492.2
					1,850.00	000100	142.1
Tinta Cao	1,400.00	000100	2.3		1,875.00	000100	13.9
Wtd. Avg. Base & Total Tons	1,400.00		2.3		1,900.00	000100	126.9
					1,950.00	000100	25.0
Touriga Nacional *	1,400.00	000100	10.5		2,000.00	000100	110.9
Wtd. Avg. Base & Total Tons	1,400.00		10.5		2,000.00	013600	2.1
					2,100.00	000100	27.3
Trousseau *	3,000.00	000100	1.0		2,200.00	017200	1.0
	12,000.00	000100	1.8		2,283.91	000100	133.2
Wtd. Avg. Base & Total Tons	8,785.71		2.8		2,500.00	000100	54.7
					2,500.00	013800	1.0
Zinfandel	750.00	000100	10.2		2,500.00	021200	1.2
	1,000.00	000100	2.9		2,500.00	021800	1.0
	1,100.00	000100	5.0		2,500.00	024500	6.3
	1,100.00	022700	16.6		2,500.00	025300	2.0
	1,150.00	000100	95.8		2,600.00	000100	58.6
	1,150.00	067485	20.8		2,800.00	000100	37.5
	1,200.00	000100	47.8		2,875.00	000100	6.9
	1,200.00	017400	11.4		3,000.00	000100	53.2
	1,300.00	000100	29.8		3,200.00	000100	1.0
	1,350.00	000100	35.5		3,300.00	000100	1.2
	1,350.00	064047	5.1	Wtd. Avg. Base & Total Tons	1,677.12		4,813.5
	1,400.00	000100	150.8				
	1,400.00	017400	2.8	Other Red b/	1,400.00	000100	4.1
	1,400.00	020800	159.8		1,950.41	000100	1.1
	1,400.00	021500	41.6		2,000.00	000100	10.2
	1,400.00	024500	107.9		3,000.00	000100	5.1
	1,400.00	067485	20.0	Wtd. Avg. Base & Total Tons	2,126.12		20.5

TABLE 8: BASE PRICE PAID TO GROWERS FOR GRAPES CRUSHED AND DELIVERED TO CALIFORNIA PROCESSORS FROM THE 2017 CROP WITH BRIX FACTORS AND PURCHASED TONNAGE, BY TYPE, VARIETY, REPORTING DISTRICT WHERE GROWN, AND WEIGHTED AVERAGE BASE PRICE

District, Type, and Variety	Base Price	Brix	Tons	District, Type, and Variety	Base Price	Brix	Tons
	Per Ton	Factors			Per Ton	Factors	
	Dollars	Code a/			Dollars	Code a/	
					1,125.00	020800	851.6
					1,150.00	000100	417.8
					1,150.00	015700	85.0
					1,151.54	000100	155.1
DISTRICT 2					1,152.42	000100	11.4
WINE GRAPES (WHITE)					1,154.49	000100	234.9
Albarino	1,900.00	000100	2.2		1,154.61	010700	541.0
Wtd. Avg. Base & Total Tons	1,900.00		2.2		1,154.61	013100	262.7
					1,155.00	000100	307.9
Chardonnay *	600.00	000100	1.0		1,155.19	015500	44.4
	1,059.04	000100	72.9		1,155.47	000100	55.9
	1,200.00	000100	91.1		1,163.16	000100	118.4
	1,258.00	000100	119.9		1,175.00	000100	43.5
	1,260.00	000100	187.9		1,175.00	048594	240.5
	1,300.00	000100	233.2		1,200.00	000100	625.4
	1,334.01	000100	37.4		1,200.00	013400	78.2
	1,350.00	000100	276.0		1,200.00	013600	44.1
	1,359.00	059693	111.7		1,200.00	015700	9.9
Wtd. Avg. Base & Total Tons	1,700.00	000100	39.1		1,200.00	017200	12.9
	1,297.76		1,170.2		1,200.00	054870	125.3
					1,213.24	000100	422.6
Gewurztraminer	1,580.00	000100	62.7		1,225.00	000100	287.5
	1,580.00	013600	2.4		1,239.16	000100	335.2
Wtd. Avg. Base & Total Tons	1,580.00		65.1		1,250.00	000100	698.5
					1,250.00	011100	269.0
Grenache Blanc	1,900.00	000100	0.9		1,250.00	013400	178.6
	2,400.00	000100	3.0		1,250.00	017000	222.9
Wtd. Avg. Base & Total Tons	2,284.62		3.9		1,254.61	000100	63.4
					1,265.00	000100	50.9
Muscat Blanc *	1,000.00	011700	22.4		1,265.00	048594	58.0
	1,200.00	000100	59.9		1,265.00	054870	151.9
	1,200.00	021500	4.0		1,270.00	000100	90.2
	1,230.00	000100	10.1		1,270.07	013600	164.7
	1,231.29	024300	3.8		1,286.27	017000	23.5
	1,250.00	000100	6.5		1,287.50	000100	44.3
	1,300.00	017200	19.0		1,300.00	000100	843.7
	1,310.38	054870	38.4		1,300.00	007900	11.4
	1,325.00	017200	4.3		1,300.00	009300	15.5
	1,400.00	000100	15.3		1,300.00	011100	43.1
	1,500.00	000100	4.6		1,300.00	013400	233.9
Wtd. Avg. Base & Total Tons	1,700.00	000100	7.0		1,300.00	013600	18.4
	1,255.72		195.3		1,300.00	015700	76.3
					1,300.00	017000	24.1
Muscat Orange	1,350.00	020800	7.1		1,300.00	020800	32.2
Wtd. Avg. Base & Total Tons	1,350.00		7.1		1,300.00	022700	25.7
					1,313.00	000100	76.2
Muscat of Alexandria	1,850.00	024800	5.7		1,350.00	000100	429.1
Wtd. Avg. Base & Total Tons	1,850.00		5.7		1,350.00	013600	48.9
					1,350.00	017200	1.4
Pinot Gris *	550.00	000100	1.8		1,375.00	000100	34.2
	550.00	015300	23.6		1,400.00	000100	257.3
	1,200.00	020800	200.4		1,400.00	013400	36.7
	1,250.00	020800	62.3		1,400.00	015700	49.0
	1,400.00	000100	11.2		1,400.00	024500	21.3
	1,450.00	021000	6.2		1,450.00	000100	142.5
Wtd. Avg. Base & Total Tons	1,168.56		305.5		1,500.00	000100	127.2
					1,500.00	017400	19.3
Roussanne	1,400.00	022900	9.6		1,500.00	020800	19.1
	1,500.00	000100	10.3		1,600.00	000100	22.7
	1,650.00	000100	27.1		1,650.00	000100	17.5
	2,400.00	000100	2.5		1,650.00	017400	19.7
Wtd. Avg. Base & Total Tons	1,608.18		49.5		2,000.00	000100	1.0
					1,219.31		10,955.9
Sauvignon Blanc	800.00	000100	42.6				
	900.00	000100	169.3	Wtd. Avg. Base & Total Tons			
	1,000.00	000100	53.5				
	1,000.00	015700	25.5	Sauvignon Musque	1,124.76	000100	41.9
	1,000.00	020800	58.6		1,200.00	000100	42.3
	1,050.00	000100	65.9		1,215.00	000100	3.3
	1,086.36	000100	83.9		1,217.72	000100	7.6
	1,100.00	000100	182.3		1,300.00	000100	58.6
	1,100.00	015700	21.9		1,350.00	027800	10.3
	1,100.00	020800	22.5		1,500.00	000100	49.9
	1,124.76	000100	68.7	Wtd. Avg. Base & Total Tons	1,290.73		213.9
	1,125.00	001900	186.7				

TABLE 8: BASE PRICE PAID TO GROWERS FOR GRAPES CRUSHED AND DELIVERED TO CALIFORNIA PROCESSORS FROM THE 2017 CROP WITH BRIX FACTORS AND PURCHASED TONNAGE, BY TYPE, VARIETY, REPORTING DISTRICT WHERE GROWN, AND WEIGHTED AVERAGE BASE PRICE

District, Type, and Variety	Base Price	Brix	Tons	District, Type, and Variety	Base Price	Brix	Tons
	Per Ton	Factors			Per Ton	Factors	
	Dollars	Code a/			Dollars	Code a/	
DISTRICT 2 (Cont'd)					2,000.00	011700	119.1
Semillon	1,000.00	000100	41.4		2,000.00	027600	165.6
	1,250.00	020800	29.3		2,000.00	067485	209.9
	1,350.00	000100	34.7		2,054.85	000100	40.1
Wtd. Avg. Base & Total Tons	1,184.72		105.4		2,066.36	000100	25.4
					2,100.00	000100	79.7
Viognier	300.00	070512	56.6		2,121.00	000100	82.4
	1,200.00	028000	2.8		2,150.00	000100	31.6
	1,400.00	000100	20.0		2,200.00	000100	285.5
	1,475.00	024800	1.2		2,200.00	025100	360.7
Wtd. Avg. Base & Total Tons	621.71		80.6		2,200.00	052025	87.2
					2,249.10	000100	234.3
White Riesling *	1,300.00	017400	6.6		2,250.00	023400	91.3
	1,350.00	017200	10.0		2,250.55	000100	52.5
	1,400.00	000100	28.4		2,300.00	000100	1,160.2
	1,400.00	017400	14.0		2,300.00	025100	69.6
	1,425.00	000100	14.9		2,345.51	020800	79.4
	1,500.00	017200	18.9		2,345.51	024500	201.0
	1,550.00	000100	1.2		2,345.51	027600	250.0
	1,800.00	003400	5.9		2,350.00	000100	624.9
Wtd. Avg. Base & Total Tons	1,436.46		99.9		2,350.00	021500	1.7
					2,350.00	023400	104.7
WINE GRAPES (RED)					2,350.00	024800	4.1
Aglianico	1,100.00	000100	0.4		2,350.00	025100	197.2
Wtd. Avg. Base & Total Tons	1,100.00		0.4		2,350.00	062590	68.1
					2,355.75	000100	77.2
Barbera	600.00	000100	26.9		2,355.75	024500	230.9
	1,200.00	027600	9.0		2,363.88	000100	35.7
	1,300.00	025100	32.6		2,375.00	000100	8.2
	1,350.00	021000	3.9		2,388.01	000100	80.7
	1,500.00	021500	0.7		2,400.00	000100	212.8
	1,600.00	000100	3.0		2,400.00	023400	52.2
	1,600.00	020800	10.6		2,400.00	025100	80.3
	1,700.00	000100	19.5		2,413.05	000100	28.3
	1,750.00	059590	22.9		2,500.00	000100	909.0
Wtd. Avg. Base & Total Tons	1,321.61		129.1		2,500.00	025100	438.9
					2,513.70	000100	53.7
Cabernet Franc	1,200.00	025100	6.4		2,520.00	000100	25.9
	1,350.00	027800	16.3		2,550.00	000100	14.3
	1,500.00	000100	6.4		2,600.00	000100	178.1
	1,700.00	000100	4.7		2,600.00	018100	46.4
	1,900.00	000100	22.5		2,600.00	021200	59.0
	1,900.00	018100	12.7		2,600.00	025100	55.0
	1,979.53	000100	24.7		2,600.00	052025	122.9
	2,000.00	000100	80.3		2,748.23	020800	154.9
	2,000.00	027800	10.6		2,749.23	020800	845.7
	2,000.00	059590	68.9		2,750.00	000100	20.5
	2,113.15	000100	13.9		2,750.00	025100	154.0
	2,150.00	000100	4.3		2,756.25	025100	186.1
	2,200.00	021000	10.2		2,800.00	000100	151.5
	2,600.00	052025	23.3		2,800.00	003200	640.7
	6,000.00	000100	2.3		2,850.00	000100	343.6
	8,000.00	000100	5.0		2,900.00	000100	10.8
Wtd. Avg. Base & Total Tons	2,105.88		312.5		2,902.00	024800	660.9
					3,000.00	000100	26.2
Cabernet Sauvignon	1,200.00	000100	10.0		3,078.00	000100	139.9
	1,300.00	021200	8.2		3,100.00	025100	257.8
	1,300.00	025100	11.4		3,136.00	000100	22.4
	1,500.00	000100	7.3		3,200.00	000100	296.5
	1,619.00	017400	22.2		3,200.00	021000	69.8
	1,650.00	011700	31.3		3,200.00	021200	10.3
	1,675.00	000100	13.7		3,200.00	024500	26.9
	1,700.00	000100	18.1		3,250.00	000100	21.2
	1,700.00	023200	95.2		3,350.00	000100	6.4
	1,750.00	064047	39.5		3,434.00	000100	3.5
	1,800.00	000100	87.7		3,500.00	000100	4.6
	1,800.00	020800	11.0		3,506.00	000100	20.0
	1,823.26	000100	67.6		3,520.00	000100	2.8
	1,850.00	070512	18.0		4,500.00	020800	15.1
	1,900.00	000100	106.0		8,500.00	000100	4.8
	1,900.00	052025	84.0		9,000.00	000100	20.9
	1,905.50	000100	19.8	Wtd. Avg. Base & Total Tons	2,497.56		12,356.2
	2,000.00	000100	251.7				

TABLE 8: BASE PRICE PAID TO GROWERS FOR GRAPES CRUSHED AND DELIVERED TO CALIFORNIA PROCESSORS FROM THE 2017 CROP WITH BRIX FACTORS AND PURCHASED TONNAGE, BY TYPE, VARIETY, REPORTING DISTRICT WHERE GROWN, AND WEIGHTED AVERAGE BASE PRICE

District, Type, and Variety	Base Price	Brix	Tons	District, Type, and Variety	Base Price	Brix	Tons
	Per Ton	Factors			Per Ton	Factors	
	Dollars	Code a/			Dollars	Code a/	
DISTRICT 2 (Cont'd)					2,250.00	000100	9.9
Cinsaut *	1,500.00	000100	3.0	Wtd. Avg. Base & Total Tons	1,582.63		102.2
Wtd. Avg. Base & Total Tons	1,500.00		3.0				
Counoise	1,000.00	017600	4.2	Nebbiolo	1,700.00	000100	7.6
Wtd. Avg. Base & Total Tons	1,000.00		4.2	Wtd. Avg. Base & Total Tons	1,700.00		7.6
Dolcetto	1,500.00	021500	1.0	Nero D'Avola *	1,900.00	000100	2.7
Wtd. Avg. Base & Total Tons	1,500.00		1.0	Wtd. Avg. Base & Total Tons	1,900.00		2.7
Grenache *	700.00	000100	0.9	Petit Verdot	1,250.00	025100	6.1
	1,000.00	000100	3.8		1,500.00	000100	0.2
	1,375.00	027800	10.0		1,900.00	000100	39.5
	1,400.00	000100	5.1		2,000.00	000100	8.7
	1,500.00	000100	34.8		2,200.00	000100	23.7
	1,500.00	027500	0.8		2,206.36	024500	17.7
	1,550.00	000100	15.4		2,257.70	022800	14.0
	1,700.00	000100	37.0		2,475.00	027600	10.2
	2,100.00	000100	6.4		2,500.00	000100	27.1
	2,990.00	000100	3.8		2,600.00	052025	26.6
	3,000.00	025100	2.2		2,800.00	000100	13.4
Wtd. Avg. Base & Total Tons	1,638.04		120.2		2,850.00	000100	10.8
					6,000.00	000100	0.1
					6,168.00	000100	4.2
Malbec	1,600.00	024500	15.9		9,500.00	000100	0.4
	1,600.00	025100	4.3	Wtd. Avg. Base & Total Tons	2,387.45		202.7
	1,746.67	000100	20.4				
	1,900.00	000100	28.4	Petite Sirah	1,000.00	000100	6.2
	1,900.00	018100	17.6		1,200.00	027800	21.2
	2,000.00	000100	87.5		1,202.50	000100	22.5
	2,000.00	058780	34.6		1,500.00	000100	11.0
	2,050.00	000100	21.9		1,600.00	000100	39.0
	2,100.00	000100	11.3		1,700.00	000100	5.1
	2,200.00	000100	86.6		1,700.00	021500	6.4
	2,375.79	024800	6.0		1,800.00	000100	94.8
	2,450.00	025100	12.2		1,800.00	020800	9.0
	2,500.00	000100	10.5		1,800.00	022700	2.1
	2,550.00	025100	24.0		1,800.00	025100	69.6
	2,800.00	021000	23.7		1,850.00	052025	23.5
	2,850.00	000100	8.0		1,880.54	024500	126.7
	3,000.00	024500	12.0		1,900.00	000100	503.1
	4,000.00	000100	3.1		1,906.00	000100	159.2
Wtd. Avg. Base & Total Tons	2,167.88		428.0		1,906.44	025100	23.6
					2,000.00	000100	156.9
Merlot	1,050.00	011700	171.5		2,000.00	021200	1.0
	1,150.00	017400	14.7		2,000.00	021600	6.4
	1,200.00	000100	3.4		2,000.00	031160	3.4
	1,200.00	028000	14.3		2,000.00	061300	83.2
	1,225.00	000100	150.1		2,000.00	062590	61.3
	1,225.00	023400	35.0		2,042.64	000100	49.3
	1,275.00	017400	35.8		2,060.00	000100	21.6
	1,300.00	000100	75.5		2,066.36	000100	61.4
	1,378.00	064047	74.7		2,175.00	027600	10.0
	1,387.98	000100	84.3		2,200.00	014100	23.7
	1,400.00	025100	75.7		2,222.00	052025	80.6
	1,450.00	000100	45.6		2,250.00	000100	9.2
	1,500.00	000100	66.9		2,500.00	000100	34.6
	1,500.00	021000	24.7		2,600.00	018100	55.6
	1,500.00	027800	29.6		2,850.00	000100	7.3
	1,950.00	003200	57.6	Wtd. Avg. Base & Total Tons	1,946.39		1,788.5
	2,000.00	027600	11.0				
	2,066.36	000100	23.5	Pinot Noir	1,260.00	000100	114.3
	2,103.09	000100	21.5		1,300.00	023400	34.7
	2,600.00	052025	13.5		1,500.00	021000	26.7
	2,800.00	000100	16.0		1,600.00	021000	26.9
Wtd. Avg. Base & Total Tons	1,407.41		1,044.9		1,750.00	000100	12.2
					1,850.00	000100	60.6
Montepulciano	1,750.00	000100	8.6		3,750.00	000100	4.1
Wtd. Avg. Base & Total Tons	1,750.00		8.6	Wtd. Avg. Base & Total Tons	1,506.45		279.5
Mourvedre *	1,300.00	018100	10.0	Primitivo	1,100.00	000100	2.8
	1,500.00	000100	51.5		1,500.00	000100	23.4
	1,550.00	000100	23.4	Wtd. Avg. Base & Total Tons	1,457.25		26.2
	1,750.00	000100	7.4				

TABLE 8: BASE PRICE PAID TO GROWERS FOR GRAPES CRUSHED AND DELIVERED TO CALIFORNIA PROCESSORS FROM THE 2017 CROP WITH BRIX FACTORS AND PURCHASED TONNAGE, BY TYPE, VARIETY, REPORTING DISTRICT WHERE GROWN, AND WEIGHTED AVERAGE BASE PRICE

District, Type, and Variety	Base Price	Brix	Tons	District, Type, and Variety	Base Price	Brix	Tons
	Per Ton	Factors			Per Ton	Factors	
	Dollars	Code a/			Dollars	Code a/	
DISTRICT 2 (Cont'd)					1,650.00	025100	9.4
Sangiovese *	1,600.00	000100	11.2		1,650.00	069445	43.6
	1,650.00	000100	22.2		1,656.44	025100	48.0
Wtd. Avg. Base & Total Tons	1,633.23		33.4		1,700.00	000100	217.1
					1,700.00	027600	5.0
Souzao	1,250.00	000100	2.4		1,800.00	000100	11.7
Wtd. Avg. Base & Total Tons	1,250.00		2.4		1,800.00	021800	3.6
					1,800.00	031525	2.0
Syrah *	1,200.00	025100	20.8		1,900.00	000100	108.0
	1,200.00	027800	2.2		1,950.00	003200	218.4
	1,325.00	021500	55.9		2,000.00	000100	7.1
	1,350.00	000100	21.8		2,400.00	025100	7.7
	1,400.00	000100	17.3		6,761.00	000100	5.0
	1,400.00	024500	21.3	Wtd. Avg. Base & Total Tons	1,552.14		1,466.6
	1,425.00	025100	9.5				
	1,500.00	000100	33.6	Other Red b/	2,000.00	000100	0.4
	1,550.00	000100	13.9	Wtd. Avg. Base & Total Tons	2,000.00		0.4
	1,550.00	027800	12.4				
	1,600.00	000100	194.8	DISTRICT 3			
	1,600.00	024500	8.1	TABLE GRAPES			
	1,613.47	000100	10.7	Red Globe *	3,000.00	000100	34.2
	1,650.00	000100	113.0	Wtd. Avg. Base & Total Tons	3,000.00		34.2
	1,750.00	000100	26.2				
	1,800.00	000100	8.0	WINE GRAPES (WHITE)			
	2,000.00	000100	0.4	Albarino	2,100.00	011100	2.8
	2,200.00	052025	37.6		2,150.00	000100	7.3
	2,600.00	052025	18.4		2,500.00	000100	6.6
	2,850.00	000100	11.7		2,500.00	013800	1.4
	3,600.00	000100	1.2		2,750.00	000100	5.0
Wtd. Avg. Base & Total Tons	1,639.75		638.8	Wtd. Avg. Base & Total Tons	2,395.02		23.1
Tempranillo *	800.00	000100	7.7	Arneis	2,000.00	000100	7.0
	1,000.00	011700	12.1	Wtd. Avg. Base & Total Tons	2,000.00		7.0
	1,350.00	024800	2.5				
	1,460.00	024800	3.5	Chardonnay *	700.00	000100	1.1
	1,500.00	000100	11.4		900.00	020800	11.0
	1,500.00	020800	5.1		1,000.00	000100	3.5
	1,700.00	000100	10.0		1,200.00	000100	14.4
	1,750.00	000100	21.7		1,300.00	000100	167.8
	1,850.00	017600	2.8		1,300.00	024500	63.1
	1,900.00	024800	2.3		1,375.00	000100	12.9
	2,000.00	027600	2.1		1,400.00	000100	139.2
	2,000.00	059590	29.7		1,425.00	000100	368.2
	2,600.00	000100	14.1		1,450.00	024500	26.1
	2,600.00	052025	18.5		1,500.00	000100	141.7
	3,600.00	000100	5.6		1,513.84	000100	122.7
Wtd. Avg. Base & Total Tons	1,908.38		149.1		1,580.39	000100	23.3
					1,600.00	000100	466.4
Touriga Nacional *	1,200.00	021500	2.7		1,600.00	017600	21.8
	1,800.00	009000	11.4		1,628.48	000100	473.9
Wtd. Avg. Base & Total Tons	1,685.11		14.1		1,650.00	000100	190.4
					1,699.50	000100	5.3
Trousseau *	1,800.00	013100	10.6		1,700.00	000100	394.1
Wtd. Avg. Base & Total Tons	1,800.00		10.6		1,700.00	006650	82.0
					1,700.00	024500	187.9
Zinfandel	300.00	011700	1.7		1,706.61	000100	33.4
	500.00	000100	144.0		1,711.80	000100	275.0
	600.00	000100	15.1		1,717.00	000100	63.2
	1,000.00	000100	26.2		1,737.00	013600	7.4
	1,100.00	000100	3.7		1,750.00	000100	825.4
	1,400.00	000100	152.2		1,750.05	000100	22.6
	1,400.00	021000	18.3		1,750.49	000100	32.5
	1,400.00	027800	8.9		1,760.00	000100	111.0
	1,434.07	000100	48.1		1,775.00	064047	4.1
	1,450.00	000100	3.0		1,800.00	000100	565.1
	1,450.00	025100	3.7		1,800.00	013100	28.0
	1,500.00	017800	7.7		1,800.00	024500	49.2
	1,500.00	020800	23.5		1,813.23	000100	20.4
	1,500.00	067485	15.6		1,818.00	000100	4.9
	1,550.00	000100	39.7		1,832.06	017200	18.2
	1,595.26	000100	11.4		1,835.00	000100	39.9
	1,600.00	000100	246.0		1,850.00	000100	537.6
	1,600.00	027800	11.2		1,850.00	024500	28.3

TABLE 8: BASE PRICE PAID TO GROWERS FOR GRAPES CRUSHED AND DELIVERED TO CALIFORNIA PROCESSORS FROM THE 2017 CROP WITH BRIX FACTORS AND PURCHASED TONNAGE, BY TYPE, VARIETY, REPORTING DISTRICT WHERE GROWN, AND WEIGHTED AVERAGE BASE PRICE

District, Type, and Variety	Base Price	Brix	Tons	District, Type, and Variety	Base Price	Brix	Tons
	Per Ton	Factors			Per Ton	Factors	
	Dollars	Code a/			Dollars	Code a/	
DISTRICT 3 (Cont'd)					2,132.98	000100	145.4
Chardonnay * (Cont'd)	1,867.00	000100	17.4		2,133.00	000100	65.7
	1,867.00	015500	26.0		2,146.00	000100	80.0
	1,879.14	000100	83.8		2,146.24	000100	50.4
	1,895.00	000100	5.0		2,146.60	000100	621.7
	1,899.70	000100	97.5		2,146.60	013600	1.2
	1,900.00	000100	734.2		2,146.60	015500	162.3
	1,900.00	021500	10.8		2,146.60	017000	37.8
	1,906.00	000100	9.1		2,146.60	024500	506.4
	1,910.00	000100	6.5		2,147.00	000100	115.0
	1,918.88	000100	79.9		2,147.06	000100	77.0
	1,919.29	000100	16.5		2,147.06	013800	2.3
	1,925.00	000100	183.2		2,147.06	017400	1.7
	1,932.35	000100	129.9		2,147.11	000100	43.9
	1,932.35	019100	111.0		2,150.00	000100	208.1
	1,946.67	000100	22.6		2,150.00	013800	18.5
	1,950.00	000100	502.0		2,150.00	015500	13.4
	1,950.00	015500	38.3		2,150.00	024500	79.4
	1,950.00	024500	314.4		2,154.00	000100	37.5
	1,957.00	000100	82.9		2,162.82	000100	14.8
	1,969.00	000100	36.9		2,162.97	000100	55.8
	1,971.16	000100	29.2		2,162.97	017000	345.6
	1,972.55	000100	2.9		2,163.00	000100	145.0
	1,975.00	000100	126.4		2,163.00	014400	13.6
	1,986.06	000100	53.8		2,163.00	020800	4.2
	1,989.13	000100	55.8		2,163.24	000100	76.0
	2,000.00	000100	1,917.9		2,165.00	000100	11.1
	2,000.00	015200	99.9		2,168.58	000100	87.8
	2,000.00	017200	21.7		2,171.28	000100	113.8
	2,000.00	020800	89.0		2,173.04	000100	31.3
	2,000.00	021500	17.5		2,173.34	000100	32.7
	2,000.00	024500	238.6		2,175.00	000100	230.8
	2,000.00	059693	4.2		2,175.00	024500	687.3
	2,015.77	000100	119.0		2,179.80	000100	43.3
	2,021.00	000100	121.3		2,180.63	000100	110.8
	2,022.60	000100	29.4		2,184.00	000100	69.9
	2,025.00	000100	42.5		2,197.32	000100	87.9
	2,025.05	000100	24.3		2,197.67	000100	32.2
	2,026.35	000100	31.4		2,200.00	000100	1,450.9
	2,030.00	000100	30.5		2,200.00	006650	11.9
	2,039.71	000100	293.3		2,200.00	013600	6.2
	2,039.71	019100	209.0		2,200.00	015500	283.1
	2,044.00	000100	68.6		2,200.00	016800	19.0
	2,047.50	000100	154.6		2,200.00	017200	68.0
	2,050.00	000100	426.5		2,200.00	019100	244.4
	2,055.87	000100	1,447.2		2,200.00	020800	21.7
	2,060.00	000100	336.4		2,200.00	025100	32.0
	2,060.59	000100	23.5		2,200.00	058780	78.5
	2,068.76	000100	167.6		2,222.00	000100	77.6
	2,069.55	000100	5.2		2,224.00	000100	62.5
	2,070.00	000100	136.9		2,236.55	000100	130.3
	2,070.00	024500	853.4		2,237.40	000100	56.8
	2,078.00	000100	102.3		2,246.00	024500	4.9
	2,080.00	000100	30.5		2,250.00	000100	317.9
	2,084.22	000100	21.5		2,250.00	016800	63.0
	2,084.98	000100	27.7		2,250.00	019000	227.8
	2,085.75	000100	156.1		2,250.00	019200	40.1
	2,090.00	013400	10.1		2,250.00	023100	26.9
	2,091.64	000100	19.9		2,251.57	000100	21.3
	2,095.35	000100	27.2		2,253.93	000100	13.0
	2,100.00	000100	883.8		2,253.93	024500	123.3
	2,100.00	017200	45.9		2,254.41	019100	502.3
	2,100.00	017800	4.9		2,268.50	000100	11.4
	2,100.00	020800	4.0		2,270.00	013400	3.5
	2,100.00	024500	120.7		2,272.55	000100	18.5
	2,111.00	000100	14.5		2,275.00	000100	56.6
	2,111.50	000100	62.6		2,277.68	000100	35.9
	2,114.60	000100	73.4		2,282.40	000100	80.5
	2,125.00	000100	62.3		2,285.59	000100	4.4
	2,125.35	000100	94.1		2,290.82	000100	60.5
	2,126.78	000100	33.6		2,293.32	000100	103.8
	2,129.00	000100	12.9		2,296.04	000100	9.3
	2,131.07	000100	50.8		2,298.48	000100	102.1

TABLE 8: BASE PRICE PAID TO GROWERS FOR GRAPES CRUSHED AND DELIVERED TO CALIFORNIA PROCESSORS FROM THE 2017 CROP WITH BRIX FACTORS AND PURCHASED TONNAGE, BY TYPE, VARIETY, REPORTING DISTRICT WHERE GROWN, AND WEIGHTED AVERAGE BASE PRICE

District, Type, and Variety	Base Price	Brix	Tons	District, Type, and Variety	Base Price	Brix	Tons
	Per Ton	Factors			Per Ton	Factors	
	Dollars	Code a/			Dollars	Code a/	
DISTRICT 3 (Cont'd)					2,500.00	013400	19.5
Chardonnay * (Cont'd)	2,300.00	000100	1,120.7		2,500.00	013600	25.5
	2,300.00	016800	22.0		2,500.00	013800	1.0
	2,300.00	017200	6.0		2,500.00	014100	8.6
	2,300.00	024500	122.0		2,500.00	016800	51.0
	2,306.00	000100	243.9		2,500.00	018800	2.8
	2,308.17	000100	24.6		2,500.00	022900	1.0
	2,323.05	000100	37.5		2,500.00	024500	216.4
	2,324.32	000100	7.6		2,504.10	000100	46.6
	2,330.00	016800	30.0		2,504.91	000100	27.4
	2,330.17	000100	71.2		2,505.00	000100	20.1
	2,331.13	000100	3.0		2,505.97	000100	21.0
	2,334.27	000100	18.7		2,510.56	000100	21.3
	2,337.08	000100	6.2		2,511.26	000100	240.2
	2,340.78	014000	2.6		2,511.63	000100	52.8
	2,344.68	000100	33.5		2,514.29	000100	27.8
	2,346.30	000100	5.9		2,517.60	000100	76.7
	2,347.02	000100	51.8		2,523.50	000100	3.8
	2,348.28	000100	15.8		2,524.39	000100	18.6
	2,350.00	000100	119.0		2,525.00	000100	27.9
	2,350.00	017000	124.3		2,529.27	000100	15.6
	2,350.00	017200	219.1		2,531.23	000100	64.9
	2,350.00	019200	64.4		2,532.99	000100	32.2
	2,350.00	024500	34.6		2,533.33	000100	13.0
	2,354.00	000100	7.8		2,550.00	000100	229.8
	2,361.26	000100	79.7		2,550.00	016775	1.4
	2,361.26	017200	68.3		2,550.00	016800	11.0
	2,362.00	000100	4.3		2,561.26	000100	7.7
	2,373.99	000100	165.2		2,575.00	000100	988.5
	2,379.27	000100	140.0		2,584.62	000100	134.3
	2,379.27	017000	36.8		2,590.00	002200	9.2
	2,379.56	000100	16.7		2,593.63	000100	269.3
	2,380.00	000100	8.9		2,595.89	000100	52.8
	2,385.39	000100	44.0		2,600.00	000100	326.4
	2,386.14	000100	73.6		2,600.00	016800	82.0
	2,387.41	000100	68.5		2,600.00	017200	32.4
	2,388.00	024800	30.8		2,600.00	022900	10.3
	2,394.60	000100	94.0		2,600.00	023100	2.5
	2,395.61	000100	10.6		2,607.18	000100	152.1
	2,397.17	000100	25.2		2,613.27	000100	132.3
	2,397.44	000100	47.1		2,620.35	000100	72.5
	2,400.00	000100	838.7		2,621.50	000100	12.9
	2,400.00	011100	2.9		2,621.51	000100	9.4
	2,400.00	016800	35.0		2,625.00	000100	18.9
	2,400.00	017600	3.9		2,650.00	000100	97.2
	2,400.00	021000	7.3		2,650.00	017000	1.4
	2,400.00	025100	14.2		2,671.34	000100	7.9
	2,402.99	000100	21.2		2,675.00	000100	26.3
	2,404.19	017600	74.6		2,689.43	000100	6.3
	2,407.50	000100	8.6		2,690.00	000100	39.1
	2,409.52	000100	68.1		2,700.00	000100	450.1
	2,416.67	000100	84.5		2,700.00	013600	6.0
	2,417.83	000100	109.5		2,700.00	014500	10.0
	2,424.00	000100	32.0		2,713.74	000100	98.4
	2,425.00	000100	37.7		2,714.00	000100	9.8
	2,450.00	000100	200.3		2,717.39	000100	26.7
	2,450.00	010700	1.5		2,736.00	000100	53.4
	2,450.00	016800	21.0		2,748.09	000100	8.2
	2,450.00	024500	32.8		2,749.25	000100	16.2
	2,450.29	000100	10.7		2,750.00	000100	262.6
	2,456.41	000100	37.0		2,750.00	011600	25.6
	2,462.16	000100	136.7		2,750.00	013600	7.3
	2,466.52	000100	59.6		2,750.00	016800	13.0
	2,467.45	000100	3.1		2,750.00	024500	19.9
	2,468.00	000100	2.0		2,753.00	000100	12.5
	2,468.59	017400	13.8		2,758.34	000100	11.9
	2,469.12	017400	5.4		2,760.00	000100	5.2
	2,480.09	000100	169.6		2,781.07	000100	23.5
	2,489.89	000100	57.9		2,800.00	000100	146.2
	2,494.36	000100	37.6		2,800.00	013600	1.8
	2,499.97	000100	44.0		2,800.00	017800	5.5
	2,500.00	000100	1,597.5		2,800.00	064047	4.4
	2,500.00	011100	3.1		2,819.47	000100	76.4

TABLE 8: BASE PRICE PAID TO GROWERS FOR GRAPES CRUSHED AND DELIVERED TO CALIFORNIA PROCESSORS FROM THE 2017 CROP WITH BRIX FACTORS AND PURCHASED TONNAGE, BY TYPE, VARIETY, REPORTING DISTRICT WHERE GROWN, AND WEIGHTED AVERAGE BASE PRICE

District, Type, and Variety	Base Price	Brix	Tons	District, Type, and Variety	Base Price	Brix	Tons
	Per Ton	Factors			Per Ton	Factors	
	Dollars	Code a/			Dollars	Code a/	
DISTRICT 3 (Cont'd)					3,750.00	000100	4.7
Chardonnay * (Cont'd)					3,750.00	013400	6.1
	2,832.50	000100	3.0		3,750.00	017200	2.9
	2,833.00	000100	48.8		3,750.00	017400	4.2
	2,842.28	000100	16.1		3,750.00	023100	5.2
	2,846.00	000100	17.5		3,764.20	000100	17.3
	2,850.00	000100	6.9		3,786.76	000100	21.7
	2,882.25	000100	52.3		3,800.00	000100	9.0
	2,884.00	000100	27.4		3,800.00	013800	5.3
	2,900.00	000100	62.2		3,800.00	016800	11.0
	2,900.00	013400	10.6		3,846.15	000100	1.6
	2,900.00	013600	14.7		3,850.00	021500	3.4
	2,900.00	017200	10.2		3,850.00	024300	5.4
	2,900.00	020800	56.7		3,899.26	000100	24.3
	2,950.00	023100	39.5		3,900.00	000100	5.2
	2,970.00	000100	17.5		3,900.00	013600	33.8
	2,970.52	000100	8.0		3,914.00	000100	6.5
	2,971.00	000100	26.3		3,950.00	020800	9.3
	2,985.00	000100	1.1		4,000.00	000100	151.5
	3,000.00	000100	467.6		4,000.00	017000	4.2
	3,000.00	010700	4.0		4,000.00	017200	3.5
	3,000.00	013400	12.4		4,023.08	000100	35.5
	3,000.00	013800	18.2		4,120.00	000100	9.9
	3,000.00	016800	8.0		4,200.00	000100	73.8
	3,000.00	017200	2.0		4,200.00	013400	26.4
	3,000.00	017400	2.5		4,200.00	016800	4.8
	3,000.00	019500	136.1		4,208.06	000100	6.6
	3,000.00	064047	1.7		4,236.00	000100	6.0
	3,025.00	000100	13.6		4,250.00	000100	5.3
	3,047.13	000100	10.5		4,300.00	000100	2.2
	3,049.37	000100	11.1		4,302.00	016800	41.0
	3,055.87	000100	12.0		4,350.00	013600	58.0
	3,100.00	000100	10.7		4,370.90	017400	5.0
	3,100.00	013400	8.5		4,400.00	000100	29.4
	3,100.00	024800	4.1		4,403.07	000100	10.8
	3,112.36	000100	4.7		4,412.52	000100	15.2
	3,151.88	000100	12.5		4,444.00	011300	11.7
	3,200.00	000100	56.7		4,456.00	000100	8.5
	3,200.00	013800	0.9		4,473.00	000100	3.0
	3,250.00	000100	42.8		4,500.00	000100	104.7
	3,250.00	013600	6.4		4,500.00	013400	5.3
	3,252.95	021200	9.5		4,500.00	013600	4.4
	3,257.00	000100	10.1		4,500.00	020800	7.7
	3,265.36	019300	7.1		4,500.00	021000	1.9
	3,300.00	000100	47.2		4,500.00	021600	9.4
	3,300.00	011800	5.6		4,500.00	023100	13.0
	3,300.00	018000	3.9		4,500.00	024300	3.7
	3,300.00	064047	2.8		4,501.00	000100	3.5
	3,350.00	000100	20.1		4,502.00	000100	7.6
	3,373.53	013400	20.1		4,502.00	014400	2.5
	3,387.00	000100	5.3		4,550.00	000100	2.6
	3,400.00	000100	20.1		4,557.53	000100	7.3
	3,400.00	011800	2.9		4,578.00	000100	5.8
	3,400.00	017400	3.0		4,589.00	000100	7.7
	3,414.00	000100	4.0		4,600.00	000100	14.2
	3,416.00	000100	22.0		4,600.00	013600	0.9
	3,472.00	000100	1.3		4,600.00	017400	0.9
	3,485.00	000100	22.8		4,600.00	067485	6.7
	3,500.00	000100	198.6		4,601.02	000100	25.7
	3,500.00	013400	5.5		4,667.40	000100	11.1
	3,500.00	013600	10.3		4,685.68	000100	20.6
	3,500.00	013800	4.3		4,700.00	000100	9.0
	3,500.00	016800	13.0		4,703.00	000100	2.9
	3,500.00	017400	3.5		4,703.70	021200	9.9
	3,500.00	017600	30.1		4,738.00	000100	6.5
	3,500.00	020800	5.0		4,750.00	000100	2.2
	3,535.84	000100	19.7		4,777.00	021000	64.0
	3,575.00	000100	75.0		4,800.00	000100	19.5
	3,583.76	000100	15.4		4,800.00	021200	6.1
	3,600.00	000100	24.4		4,967.00	000100	1.5
	3,604.00	000100	3.7		5,000.00	000100	156.4
	3,700.00	000100	10.5		5,000.00	009550	3.3
	3,700.00	013600	3.0		5,000.00	013400	3.9
	3,713.00	000100	4.1				

TABLE 8: BASE PRICE PAID TO GROWERS FOR GRAPES CRUSHED AND DELIVERED TO CALIFORNIA PROCESSORS FROM THE 2017 CROP WITH BRIX FACTORS AND PURCHASED TONNAGE, BY TYPE, VARIETY, REPORTING DISTRICT WHERE GROWN, AND WEIGHTED AVERAGE BASE PRICE

District, Type, and Variety	Base Price	Brix	Tons	District, Type, and Variety	Base Price	Brix	Tons
	Per Ton	Factors			Per Ton	Factors	
	Dollars	Code a/			Dollars	Code a/	
DISTRICT 3 (Cont'd)					1,400.00	000100	1.3
Chardonnay * (Cont'd)	5,000.00	013600	1.0		1,460.00	000100	26.4
	5,000.00	014400	2.7		1,599.07	000100	4.3
	5,000.00	017000	1.6		1,600.00	000100	18.6
	5,000.00	017800	5.4		1,621.00	000100	10.4
	5,036.59	000100	17.6		1,800.00	020800	10.0
	5,100.00	000100	5.6		1,900.00	000100	1.5
	5,150.00	000100	2.9		1,900.00	023100	10.2
	5,200.00	000100	5.9		2,000.00	000100	5.9
	5,203.00	000100	9.5		2,000.00	013600	2.9
	5,250.00	000100	7.6		2,000.00	020800	4.9
	5,273.00	013400	4.0		2,250.00	000100	5.1
	5,300.00	000100	6.7		2,500.00	017200	3.1
	5,400.00	000100	7.6		2,500.00	023100	12.6
	5,464.00	000100	4.1		2,600.00	013100	2.2
	5,465.00	000100	21.8		2,600.00	030900	1.0
	5,500.00	000100	100.8		3,000.00	031140	3.9
	5,500.00	011400	0.2	Wtd. Avg. Base & Total Tons	1,864.58		124.7
	5,500.00	020800	3.4				
	5,518.00	000100	1.6	Gray Riesling *	2,050.00	000100	3.7
	5,600.00	000100	12.5		2,300.00	000100	10.2
	5,627.00	000100	6.0		2,300.00	008100	12.0
	5,636.11	000100	8.4		2,400.00	000100	28.1
	5,646.60	000100	34.4		2,525.00	000100	5.3
	5,700.00	000100	12.0	Wtd. Avg. Base & Total Tons	2,351.90		59.3
	5,714.00	000100	6.7				
	5,800.00	000100	10.8	Grenache Blanc	1,500.00	000100	1.4
	6,000.00	000100	31.6		1,800.00	000100	2.3
	6,140.02	000100	13.2		2,300.00	020600	0.5
	6,155.00	000100	4.7		2,350.00	000100	2.5
	6,185.00	017200	57.9		2,400.00	017400	2.0
	6,250.00	000100	2.3		2,500.00	000100	4.4
	6,275.00	009100	40.9		2,500.00	013800	1.8
	6,289.00	000100	3.2		2,550.00	011100	3.1
	6,457.42	000100	18.7		2,700.00	000100	14.6
	6,500.00	000100	17.4		2,800.00	000100	5.0
	6,500.00	011700	1.0		3,000.00	013800	0.8
	6,550.00	000100	7.1		3,500.00	000100	4.7
	6,700.00	000100	3.4		4,000.00	000100	2.7
	6,833.00	000100	9.7		4,984.85	013800	3.3
	7,000.00	000100	15.2		5,000.00	013400	9.8
	7,000.00	013800	6.5	Wtd. Avg. Base & Total Tons	3,225.64		58.9
	7,125.00	000100	3.4				
	7,144.63	000100	11.3	Gruner Veltliner	2,700.00	000100	4.8
	7,220.00	013100	0.1	Wtd. Avg. Base & Total Tons	2,700.00		4.8
	7,285.00	013800	2.7				
	7,500.00	000100	5.9	Malvasia Bianca	1,850.00	000100	15.8
	7,770.00	013800	2.5	Wtd. Avg. Base & Total Tons	1,850.00		15.8
	7,870.00	000100	6.7				
	8,500.00	000100	7.6	Marsanne	2,000.00	000100	9.9
	9,347.97	000100	10.8		2,018.00	000100	4.9
	9,500.00	000100	2.1		2,228.00	000100	2.0
	9,700.00	000100	3.2		2,700.00	000100	7.9
	13,709.81	000100	9.6		3,000.00	000100	1.0
	21,649.50	000100	19.0		3,500.00	013800	0.7
Wtd. Avg. Base & Total Tons	2,335.30		41,860.4	Wtd. Avg. Base & Total Tons	4,750.00	017400	2.7
					2,534.34		29.1
Chenin Blanc	1,000.00	015200	18.0	Melon	2,146.00	000100	12.7
	1,550.00	000100	4.1	Wtd. Avg. Base & Total Tons	2,146.00		12.7
Wtd. Avg. Base & Total Tons	1,528.46	013800	9.7				
			31.8	Muscat Blanc *	1,900.00	000100	5.6
Fiano	1,700.00	009400	8.3		2,000.00	000100	16.4
	3,500.00	000100	4.3		2,000.00	030900	0.4
Wtd. Avg. Base & Total Tons	2,314.29		12.6		2,100.00	000100	2.1
					2,331.31	000100	4.6
French Colombard	1,100.00	000100	8.4		2,611.20	000100	0.8
	1,200.00	000100	23.7		2,700.00	000100	2.0
	1,300.00	013600	2.7		2,850.00	000100	11.2
	2,331.00	000100	10.4		3,500.00	000100	1.3
Wtd. Avg. Base & Total Tons	1,447.62		45.2	Wtd. Avg. Base & Total Tons	2,327.32		44.4
Gewurztraminer	700.00	000100	0.4	Muscat of Alexandria	6,000.00	000100	1.2

TABLE 8: BASE PRICE PAID TO GROWERS FOR GRAPES CRUSHED AND DELIVERED TO CALIFORNIA PROCESSORS FROM THE 2017 CROP WITH BRIX FACTORS AND PURCHASED TONNAGE, BY TYPE, VARIETY, REPORTING DISTRICT WHERE GROWN, AND WEIGHTED AVERAGE BASE PRICE

District, Type, and Variety	Base Price	Brix	Tons	District, Type, and Variety	Base Price	Brix	Tons
	Per Ton	Factors			Per Ton	Factors	
	Dollars	Code a/			Dollars	Code a/	
DISTRICT 3 (Cont'd)					500.00	000100	45.0
Muscat of Alexandria (Cont'd)					567.19	000100	2.2
Wtd. Avg. Base & Total Tons	6,000.00		1.2		600.00	000100	47.6
Palomino *	2,200.00	017200	2.1		721.88	000100	2.4
	3,000.00	000100	5.2		1,150.00	000100	39.3
Wtd. Avg. Base & Total Tons	2,769.86		7.3		1,200.00	000100	4.2
					1,200.00	017400	8.3
Picpoul Blanc	1,800.00	000100	0.7		1,350.00	000100	6.5
	2,500.00	000100	3.0		1,400.00	000100	102.4
	3,500.00	000100	1.5		1,400.00	010100	2.9
Wtd. Avg. Base & Total Tons	2,694.23		5.2		1,400.00	048594	23.9
					1,431.42	000100	9.0
Pinot Blanc	1,840.21	000100	56.0		1,450.00	000100	4.0
	1,900.00	000100	18.7		1,490.45	000100	268.0
	2,146.00	000100	35.4		1,500.00	000100	143.5
	2,249.85	000100	5.5		1,500.00	013400	101.2
	2,250.00	000100	9.7		1,500.00	024500	12.8
	2,469.12	017400	16.1		1,500.00	048594	13.0
	2,500.00	000100	7.5		1,520.28	000100	73.4
	2,900.00	013400	4.9		1,538.00	000100	76.8
	3,000.00	000100	1.0		1,545.00	000100	51.1
	4,250.00	000100	3.7		1,545.00	013400	51.0
Wtd. Avg. Base & Total Tons	2,146.29		158.5		1,550.00	000100	172.2
					1,555.74	000100	57.5
Pinot Gris *	650.00	021500	6.1		1,561.00	000100	4.5
	900.00	000100	4.1		1,570.00	000100	181.8
	1,375.00	021000	125.4		1,591.35	000100	31.0
	1,400.00	000100	8.6		1,595.04	000100	511.6
	1,650.00	000100	37.5		1,598.56	000100	17.5
	1,692.04	010900	2.3		1,600.00	000100	357.0
	1,693.00	000100	21.8		1,600.00	021000	35.2
	1,700.00	000100	71.2		1,607.59	000100	16.9
	1,710.00	000100	2.0		1,631.52	000100	89.2
	1,744.00	000100	54.0		1,631.66	000100	77.9
	1,800.00	000100	64.7		1,638.37	000100	40.4
	1,800.00	017000	87.9		1,648.00	000100	118.9
	1,844.96	000100	13.7		1,650.00	000100	484.2
	1,850.05	000100	32.8		1,653.15	000100	28.2
	1,861.64	000100	2.3		1,656.75	000100	26.4
	1,900.00	000100	60.1		1,671.22	000100	34.9
	2,000.00	000100	113.5		1,675.00	000100	58.5
	2,000.00	013400	2.8		1,678.72	000100	82.5
	2,000.00	021200	15.5		1,678.99	000100	286.1
	2,100.00	000100	61.6		1,678.99	013600	2.6
	2,215.00	000100	9.1		1,678.99	015500	206.7
	2,350.00	000100	6.0		1,678.99	017000	31.0
	2,375.00	000100	1.5		1,679.00	000100	243.3
	2,800.00	024800	8.4		1,679.01	000100	112.8
	4,302.00	016800	8.0		1,679.01	011300	3.0
Wtd. Avg. Base & Total Tons	1,804.43		820.9		1,679.01	013400	144.4
					1,679.01	015500	41.7
Ribolla Gialla *	2,600.00	000100	1.0		1,679.01	017100	97.0
	3,000.00	000100	11.2		1,679.01	019000	193.9
Wtd. Avg. Base & Total Tons	2,967.21		12.2		1,679.10	000100	101.1
					1,679.12	000100	54.0
Roussanne	1,800.00	000100	0.4		1,679.12	015500	34.7
	2,000.00	000100	6.1		1,680.00	000100	141.9
	2,018.00	000100	3.8		1,680.00	013600	3.5
	2,500.00	013800	1.6		1,680.00	015500	71.4
	2,700.00	000100	3.5		1,680.45	000100	78.7
	3,000.00	000100	1.0		1,680.99	000100	11.9
	3,000.00	013600	0.3		1,681.00	000100	5.0
	3,123.13	000100	1.2		1,686.00	000100	2.2
	3,200.00	000100	1.0		1,686.00	020800	18.6
	3,750.00	000100	4.9		1,687.00	000100	10.6
	4,000.00	000100	4.1		1,687.00	014400	6.8
	4,000.00	013800	3.0		1,687.23	000100	37.5
	4,180.56	013800	1.8		1,687.24	000100	84.3
	4,750.00	017400	2.3		1,699.50	000100	29.5
	5,000.00	000100	2.3		1,700.00	000100	532.0
Wtd. Avg. Base & Total Tons	3,260.35		37.3		1,700.00	013100	0.8
					1,700.00	015800	53.0
Sauvignon Blanc	412.50	000100	28.3		1,703.11	000100	13.8

TABLE 8: BASE PRICE PAID TO GROWERS FOR GRAPES CRUSHED AND DELIVERED TO CALIFORNIA PROCESSORS FROM THE 2017 CROP WITH BRIX FACTORS AND PURCHASED TONNAGE, BY TYPE, VARIETY, REPORTING DISTRICT WHERE GROWN, AND WEIGHTED AVERAGE BASE PRICE

District, Type, and Variety	Base Price	Brix	Tons	District, Type, and Variety	Base Price	Brix	Tons
	Per Ton	Factors			Per Ton	Factors	
	Dollars	Code a/			Dollars	Code a/	
DISTRICT 3 (Cont'd)					2,300.00	018000	5.8
Sauvignon Blanc (Cont'd)	1,706.96	000100	70.9		2,400.00	000100	14.2
	1,709.28	000100	15.3		2,500.00	000100	19.8
	1,717.94	000100	274.5		2,500.00	018000	6.0
	1,725.00	000100	36.9		2,500.00	024800	4.9
	1,725.00	018381	3.4		2,508.00	000100	10.4
	1,725.78	000100	83.3		2,600.00	000100	20.9
	1,743.00	000100	13.6		2,600.00	017000	3.1
	1,746.74	000100	24.4		2,600.00	021500	6.4
	1,750.00	000100	218.1		2,600.00	023100	8.0
	1,750.00	017000	16.9		2,700.00	000100	51.9
	1,757.11	000100	138.4		2,750.00	000100	10.2
	1,757.16	000100	25.5		2,800.00	000100	53.9
	1,762.96	000100	42.5		2,952.65	000100	0.2
	1,762.96	017200	54.3		3,000.00	000100	43.5
	1,765.00	021200	5.5		3,000.00	013800	2.5
	1,765.70	000100	83.7		3,395.07	000100	8.8
	1,784.18	024800	41.6		3,500.00	013800	4.5
	1,800.00	000100	272.9		3,984.47	000100	5.2
	1,800.00	011300	2.5		4,000.00	000100	6.9
	1,800.00	013400	77.0		4,097.00	000100	2.4
	1,800.00	013600	26.1		4,806.67	013800	15.0
	1,800.00	015700	80.6		6,944.82	000100	1.3
	1,800.00	017200	2.0		8,000.00	000100	8.1
	1,800.00	022700	9.7	Wtd. Avg. Base & Total Tons	1,736.59		10,142.2
	1,800.00	024500	2.7				
	1,800.00	048594	10.0	Sauvignon Musque	1,638.00	000100	35.7
	1,800.44	000100	19.1		1,638.37	000100	40.8
	1,823.15	000100	30.2		1,650.00	000100	20.5
	1,830.00	000100	26.1		1,657.73	000100	31.1
	1,846.89	000100	30.0		1,700.00	000100	44.3
	1,846.89	013400	347.4		1,800.00	021000	0.5
	1,846.91	000100	66.9		1,900.00	000100	8.7
	1,846.91	017000	100.7		2,000.00	000100	8.8
	1,850.00	000100	160.0		2,600.00	000100	3.4
	1,850.00	048594	25.4		2,867.15	000100	0.1
	1,852.00	017800	10.9	Wtd. Avg. Base & Total Tons	1,702.78		193.9
	1,855.96	000100	39.9				
	1,857.11	000100	24.3	Sauvignon Vert *	2,100.00	000100	1.4
	1,857.87	000100	55.3		2,400.00	000100	7.8
	1,860.00	000100	30.4		4,588.00	000100	0.4
	1,868.59	013600	66.7	Wtd. Avg. Base & Total Tons	2,447.42		9.6
	1,875.00	000100	14.3				
	1,876.94	000100	11.9	Semillon	1,500.00	000100	1.4
	1,900.00	000100	105.9		1,506.46	000100	17.3
	1,900.00	015700	21.3		1,533.16	000100	23.1
	1,900.00	024500	2.0		1,533.16	069206	12.8
	1,930.84	000100	4.1		1,600.00	000100	1.0
	1,950.00	000100	142.0		1,800.00	013100	12.8
	1,965.14	000100	31.2		1,800.00	021500	2.8
	1,975.00	000100	45.2		1,965.14	000100	5.1
	1,980.04	000100	14.6		2,000.00	000100	0.8
	1,996.38	000100	1.9		2,200.00	000100	2.5
	2,000.00	000100	214.4		2,248.92	000100	68.8
	2,000.00	013800	3.3		2,257.00	014400	1.7
	2,000.00	023100	16.1		2,264.00	000100	7.5
	2,043.88	000100	10.3		2,300.00	000100	16.3
	2,046.89	000100	13.7		2,400.00	000100	1.5
	2,087.00	000100	49.1		2,482.59	000100	1.1
	2,100.00	000100	89.3		2,658.60	000100	1.7
	2,100.00	013400	5.6		3,000.00	000100	11.3
	2,100.00	024800	6.1		3,250.00	000100	1.1
	2,109.04	000100	5.7		4,000.00	000100	1.1
	2,200.00	000100	40.4		4,400.00	000100	5.0
	2,200.00	013800	1.7	Wtd. Avg. Base & Total Tons	2,123.86		196.7
	2,200.00	021200	11.1				
	2,250.00	000100	9.0	Tocai Friulano	1,400.00	000100	1.1
	2,250.00	020700	18.0		3,000.00	000100	5.8
	2,250.00	020800	2.4	Wtd. Avg. Base & Total Tons	2,744.93		6.9
	2,277.14	000100	14.6				
	2,300.00	000100	36.5	Verdejo	1,550.00	000100	3.9
	2,300.00	013100	3.9	Wtd. Avg. Base & Total Tons	1,550.00		3.9
	2,300.00	013600	20.2				

TABLE 8: BASE PRICE PAID TO GROWERS FOR GRAPES CRUSHED AND DELIVERED TO CALIFORNIA PROCESSORS FROM THE 2017 CROP WITH BRIX FACTORS AND PURCHASED TONNAGE, BY TYPE, VARIETY, REPORTING DISTRICT WHERE GROWN, AND WEIGHTED AVERAGE BASE PRICE

District, Type, and Variety	Base Price	Brix	Tons	District, Type, and Variety	Base Price	Brix	Tons
	Per Ton	Factors			Per Ton	Factors	
	Dollars	Code a/			Dollars	Code a/	
DISTRICT 3 (Cont'd)					4,500.00	000100	0.6
Verdelho	2,000.00	000100	1.1		4,997.52	000100	2.2
	2,100.00	000100	0.6		7,750.00	013800	2.8
Wtd. Avg. Base & Total Tons	2,035.29		1.7	Wtd. Avg. Base & Total Tons	2,572.92		360.4
Vermentino *	1,800.00	000100	22.4	White Riesling *	600.00	000100	17.5
	2,000.00	000100	1.1		1,000.00	000100	3.9
	2,050.00	000100	12.7		1,800.00	000100	0.4
	2,100.00	017000	3.1		1,900.00	017400	62.9
	2,200.00	000100	17.4		2,000.00	000100	2.6
	2,222.00	000100	10.4		2,100.00	000100	6.5
	3,500.00	000100	7.9		2,173.69	000100	7.4
Wtd. Avg. Base & Total Tons	2,188.05		75.0		2,650.00	000100	15.8
Vernaccia	2,000.00	000100	1.1		2,719.10	000100	7.7
	2,300.00	000100	8.8		2,900.00	013400	1.2
Wtd. Avg. Base & Total Tons	2,266.67		9.9		3,100.00	000100	7.0
Viognier	1,400.00	000100	4.6		4,000.00	000100	1.0
	1,500.00	010110	2.2		9,000.00	000100	2.3
	1,500.00	030900	1.0	Wtd. Avg. Base & Total Tons	9,007.21	000100	2.5
	1,600.00	000100	1.0		2,197.34		138.7
	1,675.00	000100	1.2	Other White b/	2,000.00	000100	12.8
	1,800.00	000100	1.9		2,000.00	013100	1.0
	1,845.60	000100	3.6		2,400.00	000100	5.3
	1,900.00	017400	0.9		2,500.00	000100	3.4
	2,000.00	000100	68.6		2,750.00	000100	1.3
	2,158.00	000100	9.5		3,000.00	000100	1.6
	2,187.00	022700	1.6		3,000.00	010900	2.0
	2,187.19	000100	8.4		3,000.00	013100	1.1
	2,200.00	000100	1.8		3,324.00	000100	4.5
	2,200.00	017800	0.6	Wtd. Avg. Base & Total Tons	3,500.00	000100	2.0
	2,200.00	021200	3.0		2,527.23		35.0
	2,272.34	013800	1.6	WINE GRAPES (RED)			
	2,300.00	000100	2.0	Aglianico	3,000.00	000100	0.4
	2,350.00	000100	0.5		4,000.00	000100	3.4
	2,400.00	000100	0.8	Wtd. Avg. Base & Total Tons	3,894.74		3.8
	2,427.59	000100	14.4	Aleatico	2,350.00	000100	2.7
	2,430.21	000100	4.1		2,500.00	000100	2.5
	2,433.00	000100	1.4		2,600.00	000100	7.5
	2,433.54	000100	3.1		3,000.00	000100	5.2
	2,433.55	000100	7.7	Wtd. Avg. Base & Total Tons	2,664.53		17.9
	2,438.00	000100	3.7	Alicante Bouschet *	2,000.00	000100	5.6
	2,450.00	000100	4.1		2,000.00	021500	1.0
	2,500.00	000100	23.3		2,099.00	000100	1.5
	2,500.00	024800	5.4		2,500.00	000100	5.2
	2,549.00	000100	8.1		2,575.00	000100	25.3
	2,552.07	017600	4.0		2,600.00	000100	1.2
	2,600.00	000100	21.5		2,717.63	000100	0.4
	2,600.00	014400	4.1		2,822.56	000100	19.5
	2,600.00	017500	2.0		2,884.00	000100	1.6
	2,600.00	017800	10.7		3,250.00	021200	1.4
	2,600.00	022470	3.8		3,450.00	000100	6.3
	2,673.23	000100	5.3		3,500.00	025100	2.7
	2,750.00	000100	6.6		4,000.00	000100	0.9
	2,750.00	021000	1.4		4,750.00	000100	0.7
	2,800.00	000100	7.9	Wtd. Avg. Base & Total Tons	2,742.39		73.3
	2,820.12	000100	45.7	Barbera	2,000.00	000100	1.0
	2,850.00	000100	7.0		2,400.00	024500	2.1
	2,920.25	000100	12.2		2,500.00	000100	0.9
	3,000.00	000100	2.4		2,600.00	000100	5.6
	3,000.00	011300	0.1		2,700.00	000100	17.1
	3,000.00	013600	1.5		2,800.00	000100	7.3
	3,000.00	013800	2.0		2,800.00	020800	4.5
	3,196.00	000100	1.5		2,815.08	000100	14.1
	3,200.00	013600	1.0		3,000.00	000100	11.2
	3,200.00	014000	0.6		4,000.00	000100	3.0
	3,200.00	024800	3.7		5,500.00	000100	10.6
	3,423.94	000100	2.8	Wtd. Avg. Base & Total Tons	3,186.73		77.4
	3,500.00	000100	7.6				
	3,800.00	000100	1.1				
	4,000.00	013800	1.5				
	4,160.00	000100	6.7				

TABLE 8: BASE PRICE PAID TO GROWERS FOR GRAPES CRUSHED AND DELIVERED TO CALIFORNIA PROCESSORS FROM THE 2017 CROP WITH BRIX FACTORS AND PURCHASED TONNAGE, BY TYPE, VARIETY, REPORTING DISTRICT WHERE GROWN, AND WEIGHTED AVERAGE BASE PRICE

District, Type, and Variety	Base Price	Brix	Tons	District, Type, and Variety	Base Price	Brix	Tons
	Per Ton	Factors			Per Ton	Factors	
	Dollars	Code a/			Dollars	Code a/	
DISTRICT 3 (Cont'd)					8,000.00	000100	0.5
Cabernet Franc	300.00	000100	0.7		9,401.60	013800	18.8
	800.00	000100	2.6		9,500.00	000100	5.0
	1,200.00	021500	0.1		15,831.68	000100	2.0
	1,500.00	013600	1.7	Wtd. Avg. Base & Total Tons	3,335.31		806.8
	1,800.00	000100	3.0				
	1,890.00	000100	24.0	Cabernet Sauvignon	300.00	000100	4.5
	2,000.00	000100	8.3		333.39	000100	1.2
	2,000.00	009400	0.5		652.78	000100	7.2
	2,200.00	000100	14.5		800.00	000100	22.6
	2,200.00	021500	6.9		1,400.00	000100	13.9
	2,300.00	000100	1.7		1,500.00	000100	2,109.5
	2,400.00	000100	27.4		1,500.00	017800	0.4
	2,400.00	024500	0.9		1,800.00	000100	11.7
	2,466.67	000100	3.0		1,899.00	000100	1.6
	2,469.00	000100	17.4		2,000.00	000100	27.5
	2,500.00	000100	15.4		2,000.00	009400	5.2
	2,500.00	021500	23.2		2,000.00	024600	1.1
	2,575.00	000100	8.5		2,000.00	027800	0.8
	2,600.00	000100	5.6		2,047.50	000100	74.8
	2,662.54	000100	0.3		2,063.25	000100	94.3
	2,700.00	000100	1.1		2,100.00	000100	42.8
	2,794.00	024500	3.1		2,121.73	000100	18.1
	2,800.00	000100	41.6		2,200.00	000100	193.3
	2,900.00	000100	20.7		2,250.00	000100	4.7
	2,900.00	013800	2.1		2,273.11	000100	92.1
	2,946.00	000100	30.3		2,300.00	000100	6.9
	2,955.00	000100	1.5		2,300.00	014500	14.6
	2,955.14	000100	19.6		2,301.00	000100	47.1
	3,000.00	000100	92.0		2,318.57	000100	17.8
	3,000.00	021200	10.5		2,350.00	000100	65.7
	3,000.00	025100	8.1		2,350.00	024500	1.0
	3,000.00	027600	27.5		2,400.00	000100	319.2
	3,018.33	021000	38.5		2,400.00	014500	4.4
	3,074.00	000100	2.2		2,400.00	017400	4.3
	3,075.82	019300	62.4		2,409.29	000100	31.5
	3,100.00	000100	4.1		2,450.00	000100	48.0
	3,150.00	000100	4.4		2,476.80	024500	22.3
	3,162.06	019400	50.3		2,480.84	000100	43.7
	3,200.00	000100	20.5		2,500.00	000100	133.0
	3,217.99	000100	1.9		2,500.00	021300	70.4
	3,234.00	000100	0.9		2,500.00	021500	53.5
	3,250.00	000100	3.6		2,500.00	024500	86.2
	3,250.65	000100	2.3		2,520.00	000100	48.8
	3,303.24	000100	2.3		2,550.00	000100	70.9
	3,350.00	000100	10.9		2,572.00	000100	7.3
	3,350.00	022700	3.6		2,575.00	000100	38.2
	3,450.00	027600	6.0		2,588.70	000100	12.6
	3,500.00	000100	6.7		2,600.00	000100	509.5
	3,522.38	021000	5.6		2,642.86	000100	48.6
	3,600.00	000100	5.8		2,650.00	000100	19.4
	3,602.89	000100	2.4		2,652.00	000100	53.6
	3,700.00	000100	2.2		2,664.21	000100	119.4
	3,850.00	000100	16.4		2,669.41	000100	25.9
	3,940.00	000100	2.4		2,675.00	000100	12.8
	4,000.00	000100	40.2		2,700.00	000100	179.2
	4,100.00	000100	1.4		2,700.00	014500	22.9
	4,200.00	000100	1.1		2,706.00	000100	28.7
	4,300.00	000100	3.0		2,714.77	000100	30.0
	4,410.00	000100	4.9		2,719.00	000100	2.8
	4,412.36	000100	6.9		2,750.00	000100	506.5
	4,412.36	021500	4.3		2,750.00	019400	44.4
	4,500.00	000100	1.9		2,752.57	000100	164.5
	4,750.00	000100	1.8		2,753.12	000100	72.3
	4,998.00	000100	12.6		2,767.49	000100	0.2
	5,000.00	000100	1.7		2,768.00	000100	29.0
	5,058.72	000100	5.6		2,778.00	000100	15.3
	5,171.50	003100	0.3		2,779.35	000100	145.7
	5,500.00	000100	5.9		2,779.59	000100	140.5
	6,000.00	000100	1.7		2,780.05	000100	78.6
	6,500.00	000100	4.6		2,786.00	000100	436.4
	7,000.00	000100	1.6		2,787.03	000100	76.1
	7,000.00	013800	1.8		2,794.02	000100	38.2

TABLE 8: BASE PRICE PAID TO GROWERS FOR GRAPES CRUSHED AND DELIVERED TO CALIFORNIA PROCESSORS FROM THE 2017 CROP WITH BRIX FACTORS AND PURCHASED TONNAGE, BY TYPE, VARIETY, REPORTING DISTRICT WHERE GROWN, AND WEIGHTED AVERAGE BASE PRICE

District, Type, and Variety	Base Price	Brix	Tons	District, Type, and Variety	Base Price	Brix	Tons
	Per Ton	Factors			Per Ton	Factors	
	Dollars	Code a/			Dollars	Code a/	
DISTRICT 3 (Cont'd)					3,040.00	000100	28.4
Cabernet Sauvignon (Cont'd)	2,796.00	000100	1.2		3,044.23	000100	14.3
	2,800.00	000100	327.1		3,044.54	000100	604.5
	2,800.00	020900	77.7		3,045.00	000100	83.5
	2,800.00	021000	1.2		3,051.84	000100	21.7
	2,800.00	024500	24.2		3,058.66	000100	58.2
	2,805.00	000100	29.9		3,086.68	000100	17.4
	2,806.75	000100	54.0		3,087.00	000100	23.4
	2,808.75	000100	56.4		3,090.00	000100	46.8
	2,811.87	000100	22.2		3,100.00	000100	189.4
	2,813.77	000100	36.2		3,100.00	014100	31.9
	2,816.00	000100	2.6		3,100.00	019200	97.3
	2,850.00	000100	219.6		3,100.00	020800	0.5
	2,850.00	019300	70.8		3,100.00	021000	79.2
	2,850.00	024500	148.1		3,100.00	024670	1.0
	2,858.36	000100	69.5		3,101.00	000100	11.0
	2,859.76	021000	18.2		3,106.59	000100	180.3
	2,860.00	000100	68.4		3,109.00	000100	10.3
	2,860.25	000100	13.8		3,115.56	019200	65.1
	2,872.00	000100	5.2		3,115.56	019300	127.7
	2,875.00	000100	36.1		3,115.56	021000	174.0
	2,884.00	000100	1.2		3,115.56	021200	97.3
	2,894.00	000100	9.1		3,121.39	000100	58.1
	2,900.00	000100	931.1		3,139.05	000100	31.1
	2,900.00	017200	0.9		3,150.00	000100	93.5
	2,900.00	019100	18.5		3,150.00	020800	2.2
	2,900.00	019400	19.8		3,174.90	019100	361.9
	2,900.00	020900	21.1		3,174.90	019200	74.5
	2,900.00	021500	8.7		3,174.90	019400	68.6
	2,909.00	000100	21.2		3,180.56	000100	64.1
	2,915.00	000100	41.5		3,181.99	000100	69.8
	2,915.10	000100	34.8		3,182.61	000100	31.7
	2,930.83	000100	666.0		3,189.20	000100	55.3
	2,935.50	000100	24.3		3,193.00	000100	4.5
	2,936.00	000100	37.5		3,200.00	000100	929.7
	2,940.00	022800	77.3		3,200.00	013600	4.6
	2,944.77	000100	13.8		3,200.00	014000	1.3
	2,950.00	000100	97.8		3,200.00	017800	5.1
	2,958.66	000100	614.1		3,200.00	021200	23.2
	2,958.66	022800	25.1		3,200.00	023000	4.7
	2,959.00	000100	35.3		3,200.00	024500	3.9
	2,960.00	000100	48.7		3,200.00	025100	34.4
	2,961.00	000100	32.7		3,213.60	000100	54.1
	2,964.60	000100	88.5		3,215.00	032550	12.6
	2,964.60	020800	85.3		3,226.97	000100	15.7
	2,965.00	000100	19.6		3,242.90	000100	5.3
	2,966.00	000100	84.8		3,250.00	000100	96.9
	2,967.20	000100	972.2		3,254.53	000100	167.7
	2,967.20	019300	90.7		3,254.53	024500	293.8
	2,967.20	020800	376.0		3,255.00	000100	66.2
	2,967.20	022800	209.9		3,257.73	000100	67.3
	2,967.25	000100	7.3		3,261.00	000100	87.7
	2,972.19	000100	26.4		3,261.00	017800	4.9
	2,972.75	000100	25.5		3,261.06	000100	56.0
	2,972.75	020800	19.4		3,263.00	000100	20.6
	2,975.00	000100	566.8		3,263.14	000100	19.3
	2,976.20	021200	7.1		3,263.14	021000	3.4
	2,979.38	024800	4.6		3,263.92	000100	413.7
	2,996.00	000100	11.2		3,263.92	019400	204.1
	3,000.00	000100	931.1		3,263.92	022800	34.2
	3,000.00	017800	4.0		3,264.00	000100	4.7
	3,000.00	019300	24.2		3,270.03	000100	23.1
	3,000.00	020800	3.0		3,274.53	000100	64.0
	3,000.00	021000	193.8		3,280.06	000100	12.0
	3,000.00	021200	292.8		3,300.00	000100	121.6
	3,000.00	021500	14.7		3,300.00	003100	13.1
	3,000.00	024500	25.6		3,300.00	020900	111.0
	3,000.00	025100	71.6		3,300.00	070512	18.0
	3,000.00	027600	28.6		3,320.00	025100	57.4
	3,020.16	000100	22.8		3,320.98	000100	15.5
	3,025.00	000100	62.6		3,328.47	000100	30.7
	3,028.39	000100	20.1		3,360.00	000100	6.8
	3,033.00	000100	9.1		3,375.00	024500	41.6

TABLE 8: BASE PRICE PAID TO GROWERS FOR GRAPES CRUSHED AND DELIVERED TO CALIFORNIA PROCESSORS FROM THE 2017 CROP WITH BRIX FACTORS AND PURCHASED TONNAGE, BY TYPE, VARIETY, REPORTING DISTRICT WHERE GROWN, AND WEIGHTED AVERAGE BASE PRICE

District, Type, and Variety	Base Price	Brix	Tons	District, Type, and Variety	Base Price	Brix	Tons
	Per Ton	Factors			Per Ton	Factors	
	Dollars	Code a/			Dollars	Code a/	
DISTRICT 3 (Cont'd)					4,200.00	000100	113.7
Cabernet Sauvignon (Cont'd)	3,399.00	000100	19.9		4,200.00	017200	2.3
	3,400.00	000100	51.7		4,200.00	021500	4.4
	3,400.00	019400	41.0		4,268.22	000100	41.0
	3,402.46	000100	90.5		4,271.55	021500	11.7
	3,409.29	000100	66.0		4,300.00	000100	14.6
	3,410.90	023000	9.4		4,370.28	000100	10.1
	3,412.28	000100	89.0		4,400.00	002900	8.6
	3,418.66	000100	27.0		4,400.00	003010	8.2
	3,427.60	000100	14.5		4,449.73	000100	7.2
	3,462.00	024800	1.5		4,450.00	000100	2.5
	3,475.00	000100	8.9		4,459.02	000100	31.6
	3,479.80	000100	6.9		4,459.02	021500	8.7
	3,491.22	000100	58.4		4,500.00	000100	84.8
	3,492.43	000100	19.3		4,500.00	011600	6.6
	3,500.00	000100	429.7		4,500.00	017800	3.6
	3,500.00	020800	11.6		4,500.00	025100	2.8
	3,500.00	022800	0.1		4,570.00	000100	9.9
	3,500.00	024800	6.3		4,577.87	013800	23.8
	3,542.08	000100	30.2		4,600.00	000100	12.5
	3,550.00	000100	35.7		4,600.00	002600	9.9
	3,550.39	000100	51.5		4,600.00	003010	5.9
	3,555.00	020900	5.1		4,625.00	000100	14.2
	3,557.52	000100	35.7		4,638.90	000100	15.7
	3,560.64	000100	187.1		4,722.92	000100	6.4
	3,560.64	017400	91.9		4,750.00	000100	41.0
	3,570.00	000100	13.2		4,800.00	000100	1.8
	3,600.00	000100	32.5		4,801.33	000100	140.9
	3,600.00	020800	5.3		4,900.00	000100	6.0
	3,600.00	021200	7.5		4,986.23	000100	8.2
	3,600.00	021500	3.0		5,000.00	000100	635.7
	3,626.70	000100	79.5		5,043.00	000100	30.7
	3,642.00	013800	10.2		5,162.69	000100	7.4
	3,642.14	000100	39.9		5,293.00	000100	6.3
	3,650.00	022700	1.8		5,300.00	000100	10.3
	3,698.33	000100	5.8		5,500.00	000100	17.1
	3,705.75	000100	28.8		5,500.00	024300	1.2
	3,708.11	000100	14.4		6,000.00	000100	17.9
	3,709.00	000100	153.0		6,000.00	013600	18.4
	3,718.33	000100	39.8		6,228.00	000100	6.3
	3,723.84	000100	17.7		6,240.46	000100	10.8
	3,783.03	000100	14.4		6,300.00	000100	5.3
	3,798.02	000100	141.2		6,500.00	000100	32.8
	3,800.00	000100	14.3		6,500.00	024500	9.4
	3,800.00	018100	13.2		6,829.00	014400	29.6
	3,800.00	021200	4.0		6,845.72	000100	6.9
	3,800.00	024500	2.6		6,919.00	002200	17.1
	3,800.00	025100	30.3		6,960.69	000100	8.8
	3,834.07	000100	16.7		7,000.00	000100	9.8
	3,843.00	000100	3.0		7,500.00	000100	4.7
	3,850.00	000100	32.2		8,000.00	000100	28.1
	3,850.00	027600	9.9		8,785.34	000100	6.3
	3,855.07	000100	35.5		9,035.65	013800	58.2
	3,864.58	000100	31.2		9,688.76	000100	4.6
	3,888.53	000100	64.2		9,847.95	000100	19.1
	3,900.00	000100	11.6		12,000.00	000100	3.2
	3,950.00	021000	2.0		14,000.00	000100	21.4
	3,953.00	000100	24.1		15,543.00	000100	2.4
	3,969.00	000100	3.7		15,831.68	000100	4.1
	3,972.56	000100	29.1	Wtd. Avg. Base & Total Tons	3,073.06		26,039.4
	3,978.00	000100	8.2				
	4,000.00	000100	448.6	Carignane	600.00	029500	0.5
	4,000.00	013600	5.2		1,200.00	000100	9.3
	4,000.00	021500	11.7		2,000.00	000100	3.7
	4,000.00	024500	11.1		2,000.00	021500	1.9
	4,000.00	024800	1.0		2,060.00	000100	11.8
	4,002.21	000100	61.6		2,100.00	028000	4.5
	4,005.72	000100	11.9		2,150.00	000100	4.6
	4,027.11	000100	263.6		2,200.00	000100	1.4
	4,100.00	021500	18.7		2,222.16	000100	25.4
	4,115.72	000100	43.5		2,292.67	000100	2.0
	4,150.00	000100	53.6		2,400.00	000100	0.5
	4,161.60	000100	17.9		2,500.00	000100	2.7

TABLE 8: BASE PRICE PAID TO GROWERS FOR GRAPES CRUSHED AND DELIVERED TO CALIFORNIA PROCESSORS FROM THE 2017 CROP WITH BRIX FACTORS AND PURCHASED TONNAGE, BY TYPE, VARIETY, REPORTING DISTRICT WHERE GROWN, AND WEIGHTED AVERAGE BASE PRICE

District, Type, and Variety	Base Price	Brix	Tons	District, Type, and Variety	Base Price	Brix	Tons
	Per Ton	Factors			Per Ton	Factors	
	Dollars	Code a/			Dollars	Code a/	
DISTRICT 3 (Cont'd)					2,855.47	000100	14.3
Cargnane (Cont'd)	2,600.00	000100	28.9		2,921.89	000100	6.2
	2,731.67	000100	3.7		2,993.00	000100	6.5
	2,800.00	000100	11.1		3,000.00	000100	24.6
	2,850.00	000100	28.2		3,000.00	009500	0.8
	2,884.00	000100	10.9		3,000.00	017600	1.0
	3,000.00	000100	9.4		3,000.00	021000	4.9
	3,090.00	000100	0.6		3,000.00	022600	5.4
	3,400.00	000100	7.2		3,000.00	025300	8.5
	3,850.00	000100	5.0		3,200.00	000100	5.8
	4,000.00	000100	3.6		3,200.00	017200	3.0
	4,000.00	025100	0.9		3,200.00	025100	22.3
	4,750.00	000100	5.8		3,294.68	000100	6.4
Wtd. Avg. Base & Total Tons	2,646.15		183.6		3,300.00	000100	19.3
					3,400.00	000100	1.8
Cinsaut *	2,500.00	013800	3.7		3,400.00	009400	2.5
	2,800.00	000100	6.4		3,500.00	000100	35.3
	3,000.00	000100	3.9		3,500.00	021200	1.0
	3,005.53	000100	0.3		3,600.00	000100	2.4
	3,500.00	000100	0.8		3,600.00	017800	2.7
	4,000.00	000100	4.8		3,600.00	021000	1.6
Wtd. Avg. Base & Total Tons	3,104.10		19.9		3,600.00	025100	3.4
					3,800.00	000100	7.2
Counoise	1,300.00	000100	0.9		3,800.00	021200	7.6
	1,800.00	000100	0.9		3,800.00	028100	1.1
	2,392.50	000100	0.6		4,000.00	000100	13.9
	2,800.00	000100	2.3		4,000.00	013800	1.0
Wtd. Avg. Base & Total Tons	2,269.26		4.7		4,000.00	017600	1.2
					4,000.00	017800	1.3
Dolcetto	1,500.00	000100	3.0		4,000.00	022700	1.8
	2,000.00	023400	0.5		4,000.00	025100	2.3
	2,300.00	017200	1.1		4,152.97	013800	14.6
	2,500.00	000100	1.7		4,168.00	025100	2.0
	2,600.00	000100	2.8		4,200.00	017800	2.2
	2,600.00	020600	0.6		4,250.00	000100	11.4
Wtd. Avg. Base & Total Tons	2,177.32		9.7		4,250.00	024800	3.0
					4,500.00	000100	2.0
Freisa	2,400.00	000100	1.5		4,532.86	013800	7.7
Wtd. Avg. Base & Total Tons	2,400.00		1.5		5,000.00	000100	7.5
					5,500.00	000100	16.3
Gamay (Napa) *	1,000.00	000100	2.7	Wtd. Avg. Base & Total Tons	3,085.90		496.6
	2,500.00	000100	1.4				
	3,600.00	009500	3.8	Malbec	1,500.00	000100	16.4
Wtd. Avg. Base & Total Tons	2,516.46		7.9		1,800.00	000100	8.3
					2,000.00	000100	1.9
Grenache *	300.00	000100	0.1		2,100.00	000100	12.7
	1,000.00	000100	1.3		2,200.00	000100	2.3
	1,000.00	009000	0.9		2,216.95	000100	16.2
	1,500.00	000100	6.3		2,300.00	000100	2.6
	1,600.00	000100	7.0		2,325.00	000100	8.5
	1,880.73	000100	4.9		2,400.00	000100	4.4
	1,900.00	013100	15.6		2,400.00	020800	0.6
	2,000.00	000100	33.9		2,435.07	017400	5.8
	2,000.00	023000	5.5		2,500.00	000100	15.3
	2,000.00	025100	2.0		2,500.00	021500	4.8
	2,100.00	000100	18.2		2,512.81	000100	6.7
	2,200.00	000100	0.8		2,550.00	000100	4.5
	2,200.00	020620	1.0		2,556.82	000100	9.5
	2,350.00	000100	2.0		2,559.60	000100	26.3
	2,400.00	000100	5.5		2,600.00	000100	97.5
	2,400.00	011300	1.6		2,600.00	019200	23.8
	2,400.00	017400	2.0		2,600.00	027600	6.2
	2,400.00	021500	1.9		2,617.00	000100	3.8
	2,450.00	000100	1.4		2,623.00	000100	11.5
	2,467.45	000100	3.0		2,623.14	000100	0.8
	2,500.00	000100	6.0		2,624.19	000100	9.8
	2,500.00	013700	1.9		2,624.46	000100	3.8
	2,500.00	021200	1.0		2,627.00	000100	20.9
	2,700.00	000100	30.0		2,650.00	000100	22.2
	2,800.00	000100	16.0		2,699.78	000100	6.0
	2,800.00	021200	1.0		2,700.00	000100	7.6
	2,850.00	000100	32.2		2,700.00	021000	20.6
	2,855.00	000100	9.8		2,761.26	000100	3.3

TABLE 8: BASE PRICE PAID TO GROWERS FOR GRAPES CRUSHED AND DELIVERED TO CALIFORNIA PROCESSORS FROM THE 2017 CROP WITH BRIX FACTORS AND PURCHASED TONNAGE, BY TYPE, VARIETY, REPORTING DISTRICT WHERE GROWN, AND WEIGHTED AVERAGE BASE PRICE

District, Type, and Variety	Base Price	Brix	Tons	District, Type, and Variety	Base Price	Brix	Tons
	Per Ton	Factors			Per Ton	Factors	
	Dollars	Code a/			Dollars	Code a/	
DISTRICT 3 (Cont'd)					1,750.00	000100	137.8
Malbec (Cont'd)	2,800.00	000100	19.0		1,750.00	013600	2.4
	2,800.00	020800	1.6		1,750.00	020800	1.6
	2,800.00	025100	12.4		1,751.00	000100	18.0
	2,850.00	024500	14.8		1,756.26	000100	23.0
	2,854.79	024800	1.6		1,760.00	000100	20.5
	2,865.00	000100	3.8		1,768.42	000100	51.1
	2,866.00	000100	4.9		1,775.00	000100	44.7
	2,880.66	000100	19.4		1,784.92	000100	19.0
	2,886.91	019100	9.4		1,785.00	000100	70.1
	2,886.91	023100	35.4		1,786.00	000100	40.2
	2,892.76	000100	8.4		1,787.22	000100	63.8
	2,900.00	000100	47.5		1,795.20	000100	25.3
	3,000.00	000100	8.0		1,800.00	000100	1,119.9
	3,000.00	019300	12.6		1,800.00	020700	6.0
	3,000.00	025100	6.1		1,800.00	021200	15.2
	3,011.60	000100	3.1		1,800.00	024500	101.1
	3,065.00	000100	7.2		1,800.00	027600	29.6
	3,142.54	000100	8.4		1,800.00	032550	135.5
	3,200.00	000100	31.1		1,807.62	000100	1.9
	3,245.82	000100	6.7		1,808.00	000100	100.1
	3,250.00	000100	4.4		1,808.00	013600	2.2
	3,250.00	021200	4.0		1,808.00	022800	19.1
	3,300.00	013600	2.3		1,808.00	025300	26.3
	3,500.00	000100	4.4		1,808.04	000100	88.3
	3,590.69	000100	2.9		1,808.04	021000	33.9
	3,600.00	000100	2.7		1,808.04	021200	14.3
	3,650.00	000100	0.8		1,813.91	000100	3.4
	3,675.00	021500	2.8		1,815.00	000100	3.6
	3,700.00	016000	2.0		1,815.00	024500	6.6
	3,803.40	000100	2.0		1,815.04	000100	4.8
	3,850.00	027600	4.0		1,815.83	000100	161.0
	3,882.65	000100	19.6		1,818.00	000100	65.6
	3,900.00	003010	0.9		1,818.10	000100	21.9
	4,000.00	000100	5.2		1,818.10	020800	40.1
	4,031.42	000100	2.7		1,818.13	020800	76.3
	4,050.00	000100	3.1		1,825.00	000100	44.8
	4,100.00	000100	1.6		1,836.00	000100	237.4
	4,288.24	000100	3.3		1,840.00	000100	18.4
	4,471.00	000100	3.5		1,850.00	000100	425.7
	4,750.00	000100	4.6		1,850.00	021500	47.7
	5,000.00	000100	9.7		1,850.00	027600	3.0
	5,000.00	021000	0.6		1,852.00	000100	80.6
	6,000.00	000100	1.5		1,855.00	000100	22.7
	6,500.00	000100	11.0		1,864.61	000100	27.6
	8,000.00	000100	0.9		1,872.34	013100	74.0
	17,375.00	013800	1.4		1,874.25	000100	35.1
	54,915.59	013800	0.5		1,890.00	000100	17.9
Wtd. Avg. Base & Total Tons	2,959.91		748.4		1,895.00	000100	5.3
					1,898.40	000100	28.5
Merlot	400.00	021500	0.5		1,898.40	021000	14.5
	800.00	000100	1.9		1,899.00	000100	9.1
	940.00	000100	67.4		1,900.00	000100	425.7
	1,200.00	000100	5.5		1,900.00	017800	2.1
	1,350.00	000100	30.6		1,900.00	019300	171.2
	1,400.00	000100	154.3		1,900.00	021000	113.7
	1,406.25	000100	3.2		1,907.40	000100	11.5
	1,500.00	000100	71.4		1,917.91	000100	57.1
	1,500.00	032550	115.2		1,934.60	021000	30.5
	1,550.00	000100	22.7		1,943.77	000100	30.6
	1,591.00	000100	7.7		1,950.00	000100	167.0
	1,600.00	000100	32.0		1,950.00	023100	8.0
	1,600.00	024500	36.5		1,957.00	000100	69.6
	1,650.00	000100	459.0		1,966.91	000100	64.4
	1,665.00	000100	12.4		1,967.63	000100	21.7
	1,697.44	000100	14.2		1,975.00	000100	61.8
	1,700.00	000100	243.3		1,985.56	000100	14.4
	1,700.40	000100	3.0		1,986.00	000100	4.6
	1,715.32	000100	2.7		1,988.84	019300	33.9
	1,719.28	000100	38.8		1,990.00	020800	4.2
	1,729.92	000100	18.4		1,995.00	000100	78.2
	1,732.50	022800	37.2		1,999.91	000100	7.2
	1,739.00	000100	35.1		2,000.00	000100	397.3

TABLE 8: BASE PRICE PAID TO GROWERS FOR GRAPES CRUSHED AND DELIVERED TO CALIFORNIA PROCESSORS FROM THE 2017 CROP WITH BRIX FACTORS AND PURCHASED TONNAGE, BY TYPE, VARIETY, REPORTING DISTRICT WHERE GROWN, AND WEIGHTED AVERAGE BASE PRICE

District, Type, and Variety	Base Price	Brix	Tons	District, Type, and Variety	Base Price	Brix	Tons
	Per Ton	Factors			Per Ton	Factors	
	Dollars	Code a/			Dollars	Code a/	
DISTRICT 3 (Cont'd)					3,125.00	000100	14.9
Merlot (Cont'd)	2,000.00	017400	1.8		3,195.00	000100	0.9
	2,000.00	020800	1.3		3,680.00	000100	5.5
	2,000.00	021000	2.9		3,780.00	009500	6.6
	2,050.00	000100	31.2		3,850.00	000100	3.0
	2,050.00	024500	44.3		4,366.00	000100	1.0
	2,075.81	000100	43.7		4,500.00	013800	1.0
	2,076.18	000100	21.2		5,000.00	000100	1.9
	2,080.00	000100	11.6	Wtd. Avg. Base & Total Tons	2,512.75		188.4
	2,095.99	000100	2.7				
	2,150.00	000100	2.0	Montepulciano	1,500.00	000100	0.6
	2,153.00	000100	39.0		1,800.00	000100	2.9
	2,169.60	000100	64.8		2,400.00	000100	1.4
	2,196.00	000100	29.5		5,000.00	000100	11.8
	2,200.00	000100	196.6	Wtd. Avg. Base & Total Tons	4,100.60		16.7
	2,200.00	021200	1.3				
	2,200.00	024500	0.5	Mourvedre *	500.00	000100	0.6
	2,210.00	017500	2.0		1,800.00	000100	1.5
	2,250.00	000100	11.3		2,000.00	000100	3.3
	2,260.05	000100	52.3		2,000.00	021200	1.5
	2,269.09	000100	11.7		2,075.86	000100	1.0
	2,300.00	000100	37.8		2,300.00	000100	11.5
	2,300.00	014000	0.5		2,331.30	000100	4.3
	2,373.41	000100	12.0		2,400.00	000100	5.3
	2,400.00	000100	93.3		2,400.00	020600	0.3
	2,400.00	020800	0.5		2,597.60	000100	3.8
	2,413.52	000100	50.6		2,800.00	000100	2.3
	2,424.00	000100	5.0		2,944.00	000100	18.4
	2,496.00	000100	43.6		2,950.00	013600	0.2
	2,500.00	000100	85.3		3,200.00	000100	1.0
	2,500.00	021500	4.7		3,200.00	009500	1.2
	2,500.00	024800	2.6		3,300.00	000100	6.2
	2,545.34	000100	48.2		3,500.00	000100	14.4
	2,550.00	000100	10.6		3,600.00	000100	1.0
	2,600.00	000100	15.4		3,700.00	000100	3.1
	2,625.00	000100	16.2		3,850.00	000100	0.9
	2,652.25	000100	6.0		4,000.00	000100	1.6
	2,670.88	000100	11.3		4,000.00	013800	1.7
	2,671.62	000100	11.7		4,000.00	025100	0.5
	2,677.18	000100	12.0		4,250.00	000100	2.5
	2,722.56	000100	5.9		5,000.00	000100	2.1
	2,723.85	000100	2.6		6,481.48	013800	3.2
	2,723.85	021500	2.3	Wtd. Avg. Base & Total Tons	3,095.95		93.4
	2,800.00	000100	1.5				
	2,800.00	003010	6.0	Nebbiolo	1,800.00	024500	2.9
	2,800.00	052025	30.7		2,000.00	000100	3.7
	2,900.00	000100	6.1		2,400.00	000100	1.9
	3,000.00	000100	4.2	Wtd. Avg. Base & Total Tons	2,021.18		8.5
	3,000.00	025100	14.6				
	3,086.00	000100	10.2	Petit Verdot	800.00	000100	0.5
	3,181.68	000100	0.8		2,000.00	000100	1.0
	3,250.00	000100	4.1		2,000.00	009400	0.5
	3,352.00	014400	4.0		2,000.00	021000	3.1
	3,500.00	000100	8.7		2,200.00	000100	11.0
	3,750.00	000100	3.3		2,300.00	000100	0.8
	3,800.00	000100	3.0		2,400.00	000100	14.7
	4,000.00	000100	14.5		2,400.00	027600	1.1
	4,410.00	000100	2.0		2,465.23	000100	3.1
	5,200.88	000100	4.8		2,500.00	000100	0.2
	7,000.00	013800	6.5		2,500.00	021200	2.5
	7,613.00	000100	8.5		2,520.63	000100	7.0
	9,000.00	000100	5.6		2,600.00	000100	7.1
	11,000.00	000100	1.0		2,602.89	000100	12.3
	14,276.32	013800	7.6		2,678.00	000100	2.6
	15,831.68	000100	2.9		2,700.00	000100	5.1
Wtd. Avg. Base & Total Tons	1,918.91		8,074.6		2,720.00	024500	0.6
					2,802.26	000100	10.2
Meunier *	1,800.00	000100	35.1		2,850.00	024500	15.5
	2,000.00	021500	21.5		2,900.00	000100	55.0
	2,200.00	000100	22.7		2,940.00	000100	1.6
	2,400.00	000100	38.4		2,968.15	024800	3.0
	2,600.00	000100	17.8		2,981.81	000100	5.9
	3,000.00	000100	18.1		2,982.00	000100	8.3

TABLE 8: BASE PRICE PAID TO GROWERS FOR GRAPES CRUSHED AND DELIVERED TO CALIFORNIA PROCESSORS FROM THE 2017 CROP WITH BRIX FACTORS AND PURCHASED TONNAGE, BY TYPE, VARIETY, REPORTING DISTRICT WHERE GROWN, AND WEIGHTED AVERAGE BASE PRICE

District, Type, and Variety	Base Price	Brix	Tons	District, Type, and Variety	Base Price	Brix	Tons
	Per Ton	Factors			Per Ton	Factors	
	Dollars	Code a/			Dollars	Code a/	
DISTRICT 3 (Cont'd)					2,727.63	000100	45.3
Petit Verdot (Cont'd)	3,000.00	000100	14.9		2,750.00	000100	10.9
	3,000.00	020800	5.1		2,782.00	000100	8.3
	3,000.00	021500	2.5		2,782.77	000100	21.9
	3,000.00	025100	14.6		2,782.80	021500	3.3
	3,046.00	000100	9.5		2,782.86	000100	6.8
	3,100.00	000100	1.9		2,782.88	000100	11.1
	3,125.55	000100	3.1		2,782.88	021200	4.3
	3,200.00	000100	10.1		2,797.89	000100	23.6
	3,274.38	000100	6.6		2,798.01	000100	16.2
	3,283.00	000100	24.1		2,800.00	000100	91.7
	3,283.75	000100	10.5		2,800.00	017200	2.2
	3,300.00	000100	7.2		2,800.00	018100	43.7
	3,350.00	000100	20.4		2,800.00	025300	13.9
	3,400.00	000100	1.1		2,803.33	000100	15.5
	3,400.00	027600	3.2		2,814.00	000100	7.8
	3,425.00	000100	3.3		2,825.54	000100	8.8
	3,500.00	000100	6.2		2,829.05	059700	4.8
	3,500.00	021500	1.0		2,832.50	000100	3.3
	3,675.75	000100	1.8		2,854.57	000100	8.1
	3,676.74	000100	1.1		2,863.66	000100	50.9
	3,683.00	000100	2.8		2,900.00	000100	16.4
	3,700.00	000100	1.4		2,900.00	025300	7.1
	3,750.00	000100	0.9		2,900.00	027500	1.1
	3,969.00	000100	0.9		2,909.93	000100	7.2
	4,000.00	000100	1.3		2,925.00	024500	14.4
	4,025.46	000100	1.3		2,937.91	000100	3.4
	4,100.00	000100	0.6		2,950.00	014000	0.5
	4,161.60	000100	5.0		2,992.26	000100	94.8
	4,300.00	000100	5.4		3,000.00	000100	37.3
	4,500.00	000100	0.8		3,000.00	013600	1.0
	4,750.00	000100	0.7		3,000.00	017600	0.2
	5,000.00	000100	1.1		3,000.00	024800	0.3
	5,060.00	000100	3.3		3,000.00	025100	17.6
	9,000.00	000100	1.6		3,026.00	000100	13.2
	9,508.33	013800	3.0		3,056.32	000100	15.7
	15,831.68	000100	1.0		3,061.04	024800	0.9
Wtd. Avg. Base & Total Tons	3,156.58		352.0		3,061.05	000100	10.7
					3,061.17	000100	19.7
Petite Sirah	600.00	029500	0.8		3,080.25	000100	8.4
	1,200.00	000100	9.2		3,150.00	000100	12.3
	1,400.00	000100	12.7		3,150.00	025300	15.9
	1,500.00	000100	0.2		3,200.00	000100	61.7
	1,600.00	000100	28.8		3,200.00	025100	2.1
	2,000.00	000100	18.9		3,200.31	000100	16.4
	2,000.00	009400	1.0		3,250.00	000100	2.6
	2,000.00	020800	0.5		3,300.00	000100	3.6
	2,000.00	021000	0.5		3,300.00	024500	0.6
	2,100.00	000100	6.9		3,339.23	000100	24.0
	2,200.00	000100	1.1		3,400.00	000100	5.0
	2,200.00	028000	2.1		3,425.00	000100	5.0
	2,206.00	000100	2.7		3,500.00	000100	0.5
	2,250.00	000100	3.7		3,500.00	027600	4.8
	2,300.00	000100	4.0		3,550.00	000100	1.0
	2,300.00	020800	9.7		3,600.00	000100	6.5
	2,350.00	000100	26.9		3,618.00	000100	6.9
	2,356.02	000100	2.2		3,650.00	000100	3.2
	2,400.00	000100	7.0		3,650.00	021200	1.4
	2,500.00	000100	56.6		3,700.00	000100	7.3
	2,500.00	014100	6.2		3,721.35	000100	0.4
	2,500.00	021200	1.4		3,803.00	000100	27.3
	2,500.00	028000	6.9		3,850.00	000100	7.3
	2,511.59	000100	37.8		3,900.00	000100	5.0
	2,550.00	000100	5.1		3,950.00	000100	11.8
	2,550.00	020800	2.9		3,982.88	000100	2.2
	2,594.00	000100	44.3		4,000.00	000100	38.6
	2,600.00	000100	33.3		4,000.00	017600	3.6
	2,600.00	027600	29.7		4,200.00	000100	15.1
	2,630.90	000100	16.3		4,425.00	000100	1.5
	2,650.00	000100	12.1		4,452.43	000100	1.6
	2,659.11	000100	10.7		4,500.00	000100	18.2
	2,700.00	000100	58.4		4,750.00	000100	9.4
	2,700.00	017800	1.0		5,000.00	025300	7.0

TABLE 8: BASE PRICE PAID TO GROWERS FOR GRAPES CRUSHED AND DELIVERED TO CALIFORNIA PROCESSORS FROM THE 2017 CROP WITH BRIX FACTORS AND PURCHASED TONNAGE, BY TYPE, VARIETY, REPORTING DISTRICT WHERE GROWN, AND WEIGHTED AVERAGE BASE PRICE

District, Type, and Variety	Base Price	Brix	Tons	District, Type, and Variety	Base Price	Brix	Tons
	Per Ton	Factors			Per Ton	Factors	
	Dollars	Code a/			Dollars	Code a/	
DISTRICT 3 (Cont'd)					3,200.00	017400	4.0
Petite Sirah (Cont'd)	5,300.00	000100	0.4		3,200.00	024500	76.1
Wtd. Avg. Base & Total Tons	2,905.78		1,464.1		3,225.00	000100	63.2
					3,226.00	017400	7.0
Pinot Noir	500.00	000100	2.0		3,250.00	000100	88.9
	500.00	021000	0.3		3,250.00	027600	3.0
	518.68	000100	4.0		3,259.85	000100	392.2
	700.00	000100	0.8		3,263.98	000100	25.9
	1,000.00	000100	3.7		3,264.00	000100	13.3
	1,500.00	000100	3.0		3,273.00	000100	13.5
	1,500.00	021500	3.1		3,273.00	024800	29.3
	1,550.38	000100	2.4		3,275.00	000100	46.1
	1,700.00	000100	16.7		3,284.07	000100	24.0
	1,800.00	000100	10.0		3,288.79	000100	38.4
	1,900.00	000100	137.9		3,296.00	000100	16.5
	1,932.29	000100	32.2		3,300.00	000100	645.1
	2,000.00	000100	636.3		3,300.00	002200	5.2
	2,000.00	009300	1.8		3,300.00	007600	22.3
	2,038.00	021000	1.5		3,300.00	007900	31.1
	2,090.96	000100	6.7		3,300.00	020800	12.4
	2,200.00	000100	314.1		3,300.00	024300	40.0
	2,300.00	000100	157.7		3,300.00	024500	387.9
	2,350.00	000100	53.9		3,308.00	000100	27.8
	2,400.00	000100	41.4		3,325.00	000100	69.5
	2,400.00	024500	0.5		3,336.20	000100	20.4
	2,433.21	017900	30.8		3,350.00	000100	57.6
	2,467.45	000100	17.2		3,350.00	013600	6.6
	2,500.00	000100	328.2		3,350.00	025100	37.1
	2,500.00	014000	1.1		3,368.13	000100	20.1
	2,500.00	014400	1.7		3,368.33	000100	14.2
	2,500.00	021500	16.3		3,382.50	000100	18.0
	2,622.54	000100	28.9		3,382.71	000100	27.1
	2,650.00	000100	26.6		3,394.63	000100	14.1
	2,650.00	024400	3.1		3,399.00	000100	71.8
	2,654.08	000100	13.6		3,400.00	000100	184.4
	2,675.00	000100	39.8		3,400.00	020800	5.0
	2,700.00	000100	105.6		3,400.00	021000	6.4
	2,700.00	022700	64.9		3,400.00	021200	22.2
	2,750.00	000100	3.2		3,400.00	024500	81.8
	2,800.00	000100	138.6		3,400.05	000100	32.9
	2,850.00	000100	182.2		3,410.00	000100	43.8
	2,900.00	000100	180.6		3,439.30	000100	38.3
	2,919.17	000100	13.0		3,440.45	000100	38.8
	2,935.00	013600	21.4		3,449.72	000100	45.9
	2,950.00	000100	16.4		3,450.00	000100	85.0
	2,971.38	000100	6.7		3,450.00	022700	3.1
	2,975.00	000100	417.0		3,473.00	000100	183.5
	2,982.25	000100	8.1		3,480.50	022900	12.3
	3,000.00	000100	794.1		3,489.20	000100	547.5
	3,000.00	020800	4.1		3,489.20	070587	331.6
	3,000.00	021500	9.3		3,500.00	000100	1,324.5
	3,000.00	024800	2.2		3,500.00	017200	3.9
	3,004.00	000100	221.6		3,500.00	020800	41.7
	3,025.00	024500	53.2		3,500.00	021000	19.3
	3,035.00	024500	62.7		3,500.00	021500	8.7
	3,050.00	000100	19.9		3,500.00	022900	5.9
	3,059.18	000100	45.1		3,500.00	024500	0.8
	3,060.00	000100	70.3		3,500.00	025400	2.1
	3,069.00	013600	3.9		3,500.00	067485	15.0
	3,076.00	000100	23.8		3,500.05	000100	47.0
	3,088.00	000100	17.4		3,502.00	000100	15.0
	3,090.00	000100	44.8		3,518.95	000100	2.3
	3,100.00	000100	257.1		3,524.00	000100	2.3
	3,100.00	014100	10.2		3,525.00	000100	32.6
	3,118.34	000100	14.6		3,531.00	000100	4.8
	3,120.00	000100	15.0		3,531.51	000100	44.5
	3,125.00	000100	25.2		3,536.03	017200	7.6
	3,125.61	000100	18.7		3,536.54	000100	59.4
	3,129.66	000100	24.1		3,544.71	000100	11.7
	3,150.00	000100	49.0		3,550.00	000100	553.7
	3,173.86	000100	41.1		3,557.66	000100	73.5
	3,183.62	000100	13.5		3,562.13	000100	17.2
	3,200.00	000100	1,105.6		3,571.00	000100	8.1

TABLE 8: BASE PRICE PAID TO GROWERS FOR GRAPES CRUSHED AND DELIVERED TO CALIFORNIA PROCESSORS FROM THE 2017 CROP WITH BRIX FACTORS AND PURCHASED TONNAGE, BY TYPE, VARIETY, REPORTING DISTRICT WHERE GROWN, AND WEIGHTED AVERAGE BASE PRICE

District, Type, and Variety	Base Price	Brix	Tons	District, Type, and Variety	Base Price	Brix	Tons
	Per Ton	Factors			Per Ton	Factors	
	Dollars	Code a/			Dollars	Code a/	
DISTRICT 3 (Cont'd)					3,800.00	024800	15.7
Pinot Noir (Cont'd)	3,594.00	000100	85.0		3,800.00	028100	10.9
	3,600.00	000100	289.4		3,800.00	056900	13.3
	3,600.00	009530	8.5		3,818.00	024800	9.8
	3,600.00	013600	8.1		3,825.00	000100	38.1
	3,605.00	000100	24.2		3,837.95	000100	19.7
	3,611.89	000100	156.1		3,840.00	000100	70.4
	3,617.36	000100	31.0		3,850.00	000100	146.7
	3,623.54	000100	24.9		3,850.00	017000	2.8
	3,624.57	000100	228.2		3,852.07	000100	37.8
	3,635.37	000100	22.9		3,852.16	000100	72.0
	3,648.88	000100	18.6		3,852.45	000100	149.7
	3,650.00	000100	74.8		3,862.50	000100	65.2
	3,650.00	013800	18.0		3,868.00	000100	53.0
	3,650.00	021000	191.3		3,880.50	000100	11.1
	3,657.00	000100	8.1		3,889.35	000100	5.0
	3,657.72	000100	13.4		3,900.00	000100	144.0
	3,667.16	000100	1.1		3,900.00	017400	13.1
	3,668.00	020800	8.0		3,900.00	021000	8.5
	3,668.45	000100	6.7		3,900.00	024500	40.8
	3,668.64	000100	318.8		3,900.00	025400	22.0
	3,668.64	014000	2.9		3,910.00	002200	28.3
	3,668.64	020800	23.9		3,913.04	014000	2.3
	3,668.64	021000	8.4		3,936.00	000100	19.1
	3,668.64	022800	254.4		3,937.50	000100	50.6
	3,668.67	000100	18.7		3,940.26	013600	2.8
	3,668.69	000100	22.1		3,950.00	000100	180.2
	3,668.72	000100	127.8		3,952.00	000100	82.3
	3,668.72	011300	25.7		3,998.50	000100	3.3
	3,668.72	017400	3.7		4,000.00	000100	902.0
	3,668.72	019100	62.7		4,000.00	001000	5.9
	3,668.72	019400	7.0		4,000.00	013100	3.8
	3,668.72	021000	395.9		4,000.00	013600	3.3
	3,668.72	021100	113.6		4,000.00	013800	3.7
	3,668.77	000100	2.1		4,000.00	017200	3.5
	3,669.00	000100	66.3		4,000.00	017400	21.4
	3,670.00	000100	21.2		4,000.00	019300	7.6
	3,675.00	021000	8.5		4,000.00	021200	2.1
	3,677.99	000100	2.5		4,000.00	021500	2.1
	3,678.00	000100	21.7		4,000.00	022700	2.9
	3,680.00	000100	11.5		4,000.00	024500	16.2
	3,680.50	000100	172.2		4,000.00	024600	4.7
	3,680.50	020800	86.6		4,000.00	024800	7.5
	3,680.50	022700	119.6		4,035.59	000100	41.9
	3,680.50	022900	55.3		4,036.00	000100	2.8
	3,680.50	024500	49.9		4,045.79	000100	57.7
	3,681.00	024600	3.3		4,045.80	000100	10.3
	3,700.00	000100	331.4		4,048.55	000100	14.6
	3,700.00	013800	44.8		4,050.00	000100	63.9
	3,700.00	021000	6.3		4,068.00	000100	116.0
	3,700.00	024500	8.3		4,068.50	000100	81.4
	3,700.05	000100	14.5		4,070.00	000100	50.3
	3,705.41	000100	59.6		4,100.00	000100	70.4
	3,705.46	000100	12.3		4,100.00	022700	3.2
	3,708.00	000100	318.3		4,109.77	000100	4.7
	3,715.26	000100	19.4		4,120.00	000100	37.6
	3,744.00	000100	3.2		4,127.16	000100	4.5
	3,750.00	000100	102.7		4,137.51	000100	18.2
	3,750.00	020800	3.5		4,150.00	000100	17.8
	3,750.00	021000	180.2		4,159.58	000100	14.5
	3,750.00	024500	13.5		4,170.15	028100	10.9
	3,753.22	000100	8.2		4,175.00	013800	2.4
	3,778.00	000100	17.7		4,190.55	000100	15.2
	3,778.70	000100	15.7		4,200.00	000100	299.6
	3,779.00	000100	25.3		4,200.00	011600	11.5
	3,783.76	000100	20.3		4,200.00	013600	4.5
	3,792.50	000100	51.9		4,200.00	017200	12.8
	3,792.71	000100	84.1		4,200.00	020700	5.0
	3,800.00	000100	425.1		4,200.00	024600	12.9
	3,800.00	013800	7.5		4,200.00	024800	3.8
	3,800.00	017900	23.7		4,200.00	025400	60.2
	3,800.00	020800	4.8		4,225.00	000100	33.1
	3,800.00	021000	3.1		4,229.76	000100	37.1

TABLE 8: BASE PRICE PAID TO GROWERS FOR GRAPES CRUSHED AND DELIVERED TO CALIFORNIA PROCESSORS FROM THE 2017 CROP WITH BRIX FACTORS AND PURCHASED TONNAGE, BY TYPE, VARIETY, REPORTING DISTRICT WHERE GROWN, AND WEIGHTED AVERAGE BASE PRICE

District, Type, and Variety	Base Price	Brix	Tons	District, Type, and Variety	Base Price	Brix	Tons
	Per Ton	Factors			Per Ton	Factors	
	Dollars	Code a/			Dollars	Code a/	
DISTRICT 3 (Cont'd)					4,925.99	000100	8.7
Pinot Noir (Cont'd)	4,243.60	000100	14.8		4,926.29	000100	3.0
	4,250.00	000100	69.8		4,991.21	000100	83.7
	4,250.00	020800	3.5		5,000.00	000100	491.7
	4,250.00	021300	18.9		5,000.00	011300	4.6
	4,300.00	000100	44.8		5,000.00	011500	1.4
	4,300.00	017200	13.1		5,000.00	013600	3.2
	4,302.00	024300	90.0		5,000.00	013800	3.2
	4,305.00	000100	52.0		5,000.00	017400	4.4
	4,381.00	013600	3.7		5,000.00	017800	8.4
	4,400.00	000100	44.4		5,000.00	017900	16.0
	4,400.00	013600	7.5		5,000.00	021000	22.0
	4,400.00	021000	12.3		5,000.00	021500	5.8
	4,400.00	024600	0.7		5,000.00	024500	9.7
	4,400.00	028100	2.1		5,000.00	024600	1.9
	4,426.97	000100	8.0		5,000.00	024800	7.1
	4,434.92	021200	20.9		5,000.00	025100	8.7
	4,465.00	000100	5.8		5,030.00	021000	12.4
	4,500.00	000100	477.7		5,040.97	000100	22.2
	4,500.00	011500	2.0		5,100.00	000100	20.9
	4,500.00	011800	10.5		5,100.00	017900	13.2
	4,500.00	013100	4.7		5,171.00	000100	17.6
	4,500.00	013400	3.3		5,200.00	000100	51.6
	4,500.00	013600	1.9		5,200.00	017900	14.3
	4,500.00	013800	1.7		5,200.00	021500	3.8
	4,500.00	014100	1.9		5,200.00	025400	35.0
	4,500.00	017600	13.2		5,212.50	000100	7.3
	4,500.00	017800	3.0		5,215.06	000100	10.0
	4,500.00	017900	72.6		5,227.00	020800	407.0
	4,500.00	020700	14.0		5,240.61	000100	6.8
	4,500.00	020800	51.8		5,250.00	000100	10.5
	4,500.00	021000	23.6		5,263.36	000100	1.4
	4,500.00	024500	3.4		5,263.49	000100	1.9
	4,500.00	024600	8.5		5,266.31	000100	13.3
	4,500.00	024800	5.6		5,272.00	000100	7.1
	4,500.00	025400	2.4		5,284.00	000100	19.0
	4,534.12	000100	13.2		5,300.00	000100	18.9
	4,557.00	000100	9.6		5,300.00	011300	3.7
	4,597.56	000100	27.3		5,300.00	025400	4.2
	4,600.00	000100	39.9		5,304.50	000100	4.3
	4,600.00	013800	3.1		5,400.00	017600	3.0
	4,600.00	017900	11.3		5,400.00	017800	2.2
	4,600.00	021000	18.5		5,400.00	024500	9.7
	4,618.00	021500	7.7		5,437.00	000100	6.9
	4,622.00	000100	6.9		5,439.67	000100	9.8
	4,630.50	021000	29.5		5,440.00	000100	11.0
	4,644.06	000100	4.8		5,483.43	000100	7.1
	4,650.00	000100	12.4		5,500.00	000100	254.2
	4,658.00	000100	13.1		5,500.00	013600	3.9
	4,664.93	000100	8.8		5,500.00	013800	8.7
	4,691.25	000100	12.1		5,500.00	017900	4.2
	4,700.00	000100	29.3		5,500.00	021200	11.9
	4,750.00	000100	53.0		5,500.00	025400	35.4
	4,750.00	011800	3.7		5,501.30	000100	2.1
	4,750.00	017600	17.3		5,505.93	000100	9.5
	4,750.00	021000	15.6		5,570.00	011300	20.7
	4,750.00	024500	1.7		5,594.97	000100	19.7
	4,750.00	024600	5.7		5,600.00	000100	4.6
	4,768.35	000100	1.4		5,600.00	019300	16.2
	4,781.47	000100	31.8		5,600.00	021000	45.5
	4,798.89	000100	13.0		5,617.94	000100	12.7
	4,799.46	000100	4.1		5,629.18	000100	6.2
	4,800.00	000100	89.3		5,629.19	000100	14.6
	4,800.00	008200	5.5		5,665.00	000100	2.6
	4,800.00	011300	4.2		5,666.66	000100	14.9
	4,800.00	017900	13.4		5,700.00	000100	12.0
	4,800.00	021000	6.9		5,700.00	013800	5.2
	4,800.00	021200	3.4		5,700.00	017400	8.5
	4,800.00	024500	3.4		5,700.00	019300	5.6
	4,900.00	000100	9.4		5,700.87	000100	15.2
	4,900.00	021000	23.9		5,718.30	000100	16.9
	4,900.00	024500	3.1		5,747.12	000100	5.8
	4,915.24	000100	4.9		5,748.29	000100	5.0

TABLE 8: BASE PRICE PAID TO GROWERS FOR GRAPES CRUSHED AND DELIVERED TO CALIFORNIA PROCESSORS FROM THE 2017 CROP WITH BRIX FACTORS AND PURCHASED TONNAGE, BY TYPE, VARIETY, REPORTING DISTRICT WHERE GROWN, AND WEIGHTED AVERAGE BASE PRICE

District, Type, and Variety	Base Price	Brix	Tons	District, Type, and Variety	Base Price	Brix	Tons
	Per Ton	Factors			Per Ton	Factors	
	Dollars	Code a/			Dollars	Code a/	
DISTRICT 3 (Cont'd)					7,000.00	000100	39.2
Pinot Noir (Cont'd)	5,764.63	019300	14.0		7,000.00	009550	1.7
	5,780.34	000100	20.5		7,000.00	013600	0.9
	5,786.41	017900	37.2		7,000.00	021000	9.8
	5,800.00	000100	108.8		7,000.00	021200	10.6
	5,800.00	017900	41.7		7,173.55	000100	0.9
	5,800.00	020800	2.5		7,200.00	000100	7.2
	5,800.00	021000	18.1		7,224.77	000100	16.7
	5,820.00	000100	15.9		7,359.78	000100	63.5
	5,820.00	024500	13.9		7,475.00	000100	5.6
	5,830.62	000100	2.0		7,479.74	000100	30.9
	5,850.00	000100	21.3		7,500.00	000100	76.6
	5,850.00	021000	12.0		7,542.09	000100	7.4
	5,862.22	000100	16.0		7,615.00	000100	15.4
	5,869.95	000100	55.0		8,000.00	000100	33.7
	5,900.00	000100	15.2		8,086.29	000100	6.9
	5,941.00	000100	5.9		8,100.00	000100	6.8
	5,975.75	000100	8.1		8,185.00	000100	8.1
	5,998.76	000100	7.3		8,200.00	013100	2.9
	5,999.25	000100	3.4		8,308.81	000100	16.6
	5,999.35	000100	4.6		8,500.00	017200	29.0
	6,000.00	000100	437.3		8,538.75	000100	21.3
	6,000.00	011400	0.5		8,572.95	000100	28.1
	6,000.00	011500	2.4		8,585.00	000100	4.5
	6,000.00	011800	1.7		8,616.92	000100	10.1
	6,000.00	013600	4.7		8,901.45	020800	2.8
	6,000.00	021000	10.6		9,043.71	000100	45.5
	6,000.00	024300	12.0		9,459.73	000100	3.9
	6,000.00	024500	1.4		9,700.00	000100	10.0
	6,009.99	021200	3.5		9,772.00	000100	4.3
	6,032.45	017900	7.9		9,777.60	000100	5.8
	6,047.61	000100	4.7		10,000.00	000100	2.4
	6,100.00	013600	3.5		10,445.47	000100	8.5
	6,100.00	020800	5.2		10,827.00	000100	40.9
	6,100.00	021000	10.5		11,500.00	000100	10.2
	6,136.00	000100	110.2		13,300.00	000100	4.0
	6,159.00	000100	133.8	Wtd. Avg. Base & Total Tons	3,908.49		27,077.4
	6,190.30	000100	9.7				
	6,192.10	000100	35.7	Primitivo	1,000.00	009400	4.0
	6,200.00	000100	40.7		1,659.21	013100	49.6
	6,213.00	000100	25.8		1,950.00	067485	3.4
	6,248.92	000100	5.8		2,200.00	000100	3.3
	6,250.00	000100	2.9		2,250.00	000100	37.6
	6,275.00	009100	48.2		2,300.00	000100	18.4
	6,290.43	000100	22.7		2,350.00	000100	6.7
	6,293.72	000100	20.3		2,500.00	000100	24.1
	6,300.00	000100	8.4		2,600.00	000100	8.5
	6,300.00	013800	3.1		2,700.00	000100	3.5
	6,303.60	000100	25.4		2,900.00	019500	1.5
	6,335.00	021000	13.2		2,922.30	000100	2.0
	6,350.00	000100	8.9		3,200.00	000100	2.9
	6,386.00	000100	14.2		3,300.00	000100	9.7
	6,400.00	000100	16.8	Wtd. Avg. Base & Total Tons	2,203.97		175.2
	6,500.00	000100	148.5				
	6,500.00	017900	5.1	Refosco *	1,500.00	000100	0.6
	6,500.00	021000	3.2		1,800.00	000100	0.8
	6,500.00	021200	9.2	Wtd. Avg. Base & Total Tons	1,671.43		1.4
	6,500.00	021600	28.3				
	6,500.00	025400	12.4	Sagrantino	1,800.00	021500	1.4
	6,508.88	000100	9.4		3,000.00	000100	1.6
	6,519.85	000100	6.9	Wtd. Avg. Base & Total Tons	2,440.00		3.0
	6,545.46	000100	2.1				
	6,577.99	000100	20.6	Sangiovese *	1,800.00	000100	4.2
	6,670.81	000100	18.8		1,800.00	021500	4.6
	6,696.66	000100	17.1		1,965.00	000100	20.0
	6,750.00	000100	21.6		2,000.00	000100	29.0
	6,752.68	000100	43.0		2,000.00	025100	2.8
	6,753.00	000100	42.8		2,050.00	000100	104.3
	6,800.00	000100	20.0		2,200.00	000100	20.5
	6,839.24	000100	75.4		2,213.11	000100	35.2
	6,850.00	000100	2.6		2,300.00	000100	12.1
	6,900.00	013800	2.3		2,314.48	000100	9.5
	6,943.00	000100	13.3		2,348.01	000100	9.0

TABLE 8: BASE PRICE PAID TO GROWERS FOR GRAPES CRUSHED AND DELIVERED TO CALIFORNIA PROCESSORS FROM THE 2017 CROP WITH BRIX FACTORS AND PURCHASED TONNAGE, BY TYPE, VARIETY, REPORTING DISTRICT WHERE GROWN, AND WEIGHTED AVERAGE BASE PRICE

District, Type, and Variety	Base Price	Brix	Tons	District, Type, and Variety	Base Price	Brix	Tons
	Per Ton	Factors			Per Ton	Factors	
	Dollars	Code a/			Dollars	Code a/	
DISTRICT 3 (Cont'd)					2,454.00	000100	5.9
Sangiovese * (Cont'd)	2,400.00	014000	1.0		2,467.45	000100	11.3
	2,450.00	000100	5.0		2,475.00	000100	41.1
	2,500.00	000100	24.5		2,479.00	000100	8.2
	2,500.00	017200	3.1		2,500.00	000100	140.1
	2,600.00	000100	8.7		2,500.00	021200	2.9
	2,600.00	017000	1.0		2,500.00	021800	1.3
	2,750.00	013600	1.7		2,522.00	000100	2.6
	2,750.00	027600	3.1		2,550.00	000100	21.3
	2,862.32	000100	13.8		2,558.00	000100	4.0
	2,900.00	020800	2.0		2,560.00	000100	4.2
	3,000.00	000100	2.1		2,568.84	000100	0.8
	3,000.00	017400	0.8		2,568.89	000100	4.6
	3,100.00	000100	10.5		2,569.00	024500	3.3
	3,100.00	011800	3.2		2,569.75	000100	14.2
	3,197.00	000100	2.9		2,569.76	000100	37.2
	3,200.00	000100	1.5		2,569.76	021000	1.0
	3,300.00	025100	2.0		2,569.76	025400	14.3
	3,500.00	000100	12.8		2,570.00	000100	19.7
	4,500.00	000100	2.7		2,580.00	000100	1.1
	4,800.00	000100	3.8		2,587.05	000100	12.1
	5,200.00	000100	6.1		2,596.00	000100	1.7
Wtd. Avg. Base & Total Tons	2,400.63		363.5		2,596.01	000100	28.4
					2,600.00	000100	12.6
St Laurent	2,400.00	000100	6.6		2,626.00	000100	30.3
	2,500.00	000100	9.4		2,640.00	000100	4.0
Wtd. Avg. Base & Total Tons	2,458.75		16.0		2,640.00	025400	11.9
					2,677.18	000100	13.1
Syrah *	900.00	000100	3.2		2,700.00	000100	10.2
	1,000.00	000100	0.6		2,700.00	023400	1.4
	1,000.00	020800	8.0		2,724.81	000100	0.8
	1,200.00	011700	7.3		2,750.00	000100	4.1
	1,500.00	000100	32.2		2,750.00	002600	2.0
	1,700.00	000100	3.0		2,800.00	000100	10.1
	1,750.00	000100	20.4		2,803.26	000100	21.8
	1,800.00	000100	47.1		2,814.00	000100	4.2
	1,800.00	002000	5.1		2,826.00	000100	33.3
	1,800.00	022700	0.7		2,854.57	000100	19.4
	1,800.00	067485	4.2		2,855.61	000100	8.6
	1,820.83	000100	13.7		2,900.00	000100	1.0
	1,850.00	000100	6.0		2,900.00	002600	7.4
	1,874.00	000100	33.0		2,906.86	000100	2.0
	1,874.00	014000	1.9		3,000.00	000100	90.8
	1,900.00	000100	1.7		3,000.00	013800	3.9
	1,900.00	021600	1.6		3,000.00	018000	1.4
	1,950.00	017200	2.9		3,000.00	021500	3.2
	1,983.51	000100	22.3		3,000.00	024500	6.8
	2,000.00	000100	285.7		3,000.00	025100	3.7
	2,000.00	017000	5.1		3,000.00	025400	51.6
	2,039.41	000100	20.5		3,000.00	027800	2.0
	2,100.00	000100	30.6		3,098.00	025100	17.8
	2,100.00	004050	6.1		3,100.00	000100	10.8
	2,100.00	028000	3.6		3,100.00	021600	3.0
	2,200.00	000100	39.5		3,150.95	000100	3.5
	2,200.00	017200	1.0		3,200.00	000100	28.6
	2,200.00	020800	1.8		3,245.00	000100	3.1
	2,233.00	000100	3.2		3,250.00	000100	19.4
	2,250.00	000100	4.0		3,250.00	020800	2.4
	2,278.68	000100	10.7		3,263.00	024500	5.1
	2,300.00	000100	61.0		3,300.00	000100	29.8
	2,335.00	000100	5.5		3,400.00	000100	7.7
	2,336.41	000100	1.9		3,423.94	000100	27.8
	2,385.00	000100	8.4		3,461.00	000100	2.6
	2,393.14	000100	17.4		3,475.00	013600	19.8
	2,400.00	000100	69.9		3,487.00	000100	3.7
	2,400.00	017400	1.0		3,500.00	000100	74.1
	2,400.00	020600	0.3		3,500.00	013800	3.1
	2,400.00	020800	10.6		3,500.00	021000	3.2
	2,400.00	021300	9.0		3,513.26	018000	2.8
	2,400.00	022700	3.0		3,535.51	000100	22.5
	2,400.00	024500	2.2		3,600.00	000100	11.0
	2,400.00	027800	2.3		3,600.00	002600	2.2
	2,439.57	014000	1.5		3,600.00	017800	1.7

TABLE 8: BASE PRICE PAID TO GROWERS FOR GRAPES CRUSHED AND DELIVERED TO CALIFORNIA PROCESSORS FROM THE 2017 CROP WITH BRIX FACTORS AND PURCHASED TONNAGE, BY TYPE, VARIETY, REPORTING DISTRICT WHERE GROWN, AND WEIGHTED AVERAGE BASE PRICE

District, Type, and Variety	Base Price	Brix	Tons	District, Type, and Variety	Base Price	Brix	Tons
	Per Ton	Factors			Per Ton	Factors	
	Dollars	Code a/			Dollars	Code a/	
DISTRICT 3 (Cont'd)					1,400.00	000100	11.2
Syrah * (Cont'd)	3,700.00	000100	10.9		1,428.57	000100	5.3
	3,708.11	000100	5.2		1,464.00	000100	4.3
	3,713.15	000100	4.1		1,500.00	000100	44.3
	3,750.00	013400	8.3		1,551.72	000100	5.1
	3,800.00	000100	8.2		1,600.00	000100	11.2
	3,900.00	000100	9.8		1,700.00	000100	2.1
	3,981.51	000100	2.8		1,750.00	000100	10.0
	4,000.00	000100	71.5		1,800.00	000100	26.2
	4,000.00	009500	17.7		1,800.00	021000	2.2
	4,000.00	013100	8.2		1,900.00	000100	37.6
	4,000.00	024500	1.0		1,900.00	021600	4.6
	4,000.00	028100	1.2		2,000.00	000100	49.6
	4,114.84	017200	5.3		2,000.00	011600	2.5
	4,200.60	000100	1.6		2,000.00	017400	2.0
	4,250.00	000100	1.2		2,000.00	017800	1.5
	4,360.00	000100	6.9		2,000.00	020800	0.7
	4,367.24	000100	5.2		2,000.00	021500	6.8
	4,390.00	000100	7.8		2,000.00	022700	1.0
	4,398.98	000100	6.8		2,046.55	013100	90.6
	4,500.00	000100	17.1		2,075.00	000100	8.6
	4,750.00	000100	3.9		2,100.00	000100	39.1
	4,800.00	000100	12.6		2,100.00	021500	25.2
	4,800.00	020800	2.6		2,163.00	000100	32.7
	4,830.00	013800	7.5		2,164.86	000100	37.2
	5,000.00	000100	11.0		2,200.00	000100	179.7
	5,000.00	013100	2.7		2,200.00	014500	4.3
	5,000.00	013400	0.3		2,200.00	024800	15.6
	5,039.69	021200	5.2		2,200.00	025300	2.7
	5,172.00	018000	3.8		2,250.00	000100	8.0
	5,300.00	000100	1.9		2,250.00	020800	1.1
	5,466.77	000100	13.4		2,300.00	000100	114.7
	5,500.00	000100	2.2		2,350.00	000100	55.8
	5,700.00	000100	3.5		2,361.60	000100	6.5
	5,869.00	000100	3.1		2,381.35	000100	9.2
	6,158.87	000100	7.1		2,400.00	000100	293.8
	6,644.00	000100	4.4		2,400.00	013800	3.3
	6,971.67	023200	1.8		2,400.00	027800	3.6
	7,541.21	000100	3.5		2,425.00	000100	30.8
Wtd. Avg. Base & Total Tons	2,778.61		2,160.6		2,435.00	000100	5.3
					2,450.00	000100	40.0
Tannat	2,400.00	000100	1.4		2,464.00	000100	22.7
Wtd. Avg. Base & Total Tons	2,400.00		1.4		2,497.00	000100	19.0
					2,499.00	000100	14.9
Tempranillo *	1,600.00	027600	3.0		2,500.00	000100	401.7
	2,350.00	000100	8.8		2,500.00	017000	1.6
	2,400.00	000100	2.3		2,500.00	019400	1.2
	3,000.00	000100	0.4		2,500.00	020800	2.7
Wtd. Avg. Base & Total Tons	2,220.69		14.5		2,500.00	020900	60.9
					2,500.00	021000	1.5
Teroldego	2,400.00	000100	0.8		2,500.00	021200	52.6
Wtd. Avg. Base & Total Tons	2,400.00		0.8		2,500.00	025300	4.1
					2,500.00	027800	2.7
Tinta Cao	3,000.00	000100	1.3		2,550.00	000100	228.1
	4,721.49	000100	3.6		2,550.00	025300	1.3
Wtd. Avg. Base & Total Tons	4,264.77		4.9		2,550.00	067485	9.3
					2,575.00	000100	8.1
Touriga Nacional *	3,000.00	000100	4.4		2,576.81	000100	8.9
Wtd. Avg. Base & Total Tons	3,000.00		4.4		2,600.00	000100	165.8
					2,600.00	018050	1.9
Trousseau *	2,600.00	000100	3.4		2,600.00	025400	16.3
	2,600.00	013100	0.5		2,614.10	000100	33.8
	4,500.00	013100	0.6		2,629.59	000100	9.9
Wtd. Avg. Base & Total Tons	2,853.33		4.5		2,630.00	000100	64.4
					2,632.00	000100	9.2
Zinfandel	300.00	000100	31.3		2,649.24	014100	7.8
	300.00	011700	0.7		2,650.00	000100	59.0
	700.00	000100	1.0		2,650.00	020800	6.8
	950.00	022700	1.5		2,650.00	025400	15.4
	1,000.00	016800	1.0		2,652.00	000100	11.3
	1,000.00	024500	20.0		2,652.25	000100	35.7
	1,200.00	000100	8.8		2,661.78	000100	24.7
	1,200.00	020500	2.5		2,665.00	032550	16.8

TABLE 8: BASE PRICE PAID TO GROWERS FOR GRAPES CRUSHED AND DELIVERED TO CALIFORNIA PROCESSORS FROM THE 2017 CROP WITH BRIX FACTORS AND PURCHASED TONNAGE, BY TYPE, VARIETY, REPORTING DISTRICT WHERE GROWN, AND WEIGHTED AVERAGE BASE PRICE

District, Type, and Variety	Base Price	Brix	Tons	District, Type, and Variety	Base Price	Brix	Tons
	Per Ton	Factors			Per Ton	Factors	
	Dollars	Code a/			Dollars	Code a/	
DISTRICT 3 (Cont'd)					3,100.00	000100	39.0
Zinfandel (Cont'd)	2,666.37	000100	11.6		3,111.25	000100	1.2
	2,666.38	000100	11.6		3,111.96	000100	14.1
	2,671.71	000100	34.6		3,111.96	024800	4.1
	2,675.00	000100	32.0		3,114.13	000100	4.6
	2,678.00	000100	19.8		3,121.00	000100	6.7
	2,700.00	000100	180.3		3,123.00	021200	0.9
	2,700.00	017800	2.4		3,123.74	000100	39.3
	2,700.00	022700	7.3		3,124.00	000100	3.0
	2,706.08	000100	8.6		3,124.00	017800	4.7
	2,712.00	024800	5.3		3,148.00	000100	1,301.5
	2,713.98	000100	21.4		3,150.00	000100	27.1
	2,721.93	000100	60.0		3,150.00	025400	11.4
	2,723.02	000100	62.2		3,162.00	000100	12.2
	2,739.45	000100	50.7		3,199.85	000100	17.7
	2,750.00	000100	196.9		3,200.00	000100	42.7
	2,750.00	021000	1.4		3,200.00	025100	20.1
	2,750.00	024500	29.7		3,200.00	025300	1.8
	2,750.00	032550	79.2		3,200.00	025400	42.9
	2,782.77	059700	7.8		3,213.00	000100	5.6
	2,800.00	000100	594.7		3,250.00	000100	84.5
	2,800.00	021000	26.7		3,250.00	020800	4.1
	2,800.00	024500	3.0		3,253.41	000100	25.2
	2,800.00	028000	8.8		3,300.00	000100	78.1
	2,800.00	028100	4.5		3,300.00	025400	27.0
	2,800.00	052025	22.4		3,306.77	000100	5.6
	2,815.35	017600	4.0		3,320.00	000100	8.7
	2,816.32	000100	73.4		3,329.00	000100	2.4
	2,818.00	000100	9.1		3,350.00	000100	6.7
	2,818.65	000100	45.7		3,350.00	017800	1.9
	2,828.30	000100	8.7		3,375.00	000100	4.2
	2,828.41	000100	10.3		3,394.09	000100	16.9
	2,828.41	021200	8.4		3,394.88	000100	35.4
	2,829.05	000100	40.2		3,400.00	000100	62.9
	2,829.05	024500	13.7		3,400.00	019500	2.8
	2,829.05	025400	13.1		3,400.00	025100	1.0
	2,839.00	000100	18.0		3,408.07	000100	3.8
	2,839.76	000100	30.5		3,419.22	000100	8.7
	2,840.00	000100	45.4		3,434.00	000100	30.5
	2,840.00	024800	4.9		3,450.00	000100	29.9
	2,840.06	000100	97.2		3,478.00	000100	2.6
	2,840.06	020800	157.3		3,480.00	000100	3.5
	2,850.00	000100	53.0		3,500.00	000100	102.6
	2,864.00	000100	2.3		3,500.00	013800	6.4
	2,883.81	000100	7.6		3,500.00	020800	3.8
	2,884.00	000100	85.8		3,500.00	024500	14.4
	2,900.00	000100	222.2		3,500.00	025100	2.4
	2,900.00	014000	1.0		3,500.00	025400	17.2
	2,900.00	025400	23.0		3,531.70	000100	25.9
	2,920.00	000100	48.3		3,535.51	000100	50.7
	2,922.30	000100	18.3		3,550.00	000100	14.2
	2,923.00	000100	16.2		3,600.00	000100	38.4
	2,925.00	000100	24.3		3,600.00	025400	20.0
	2,925.00	024500	101.4		3,620.36	000100	15.1
	2,935.50	000100	8.4		3,650.00	024500	28.5
	2,947.00	000100	16.5		3,700.00	000100	14.7
	2,950.00	000100	58.4		3,700.00	024670	1.1
	2,950.00	013600	2.5		3,710.00	000100	4.0
	2,969.72	000100	36.0		3,750.00	021500	2.2
	2,975.00	000100	3.0		3,759.07	000100	9.6
	2,981.43	000100	40.8		3,776.48	000100	3.6
	3,000.00	000100	283.8		3,784.00	000100	25.9
	3,000.00	013800	3.9		3,800.00	000100	16.6
	3,000.00	014100	7.5		3,800.00	021500	0.9
	3,000.00	021600	3.0		3,811.00	000100	32.7
	3,000.00	021800	1.2		3,844.00	000100	1.5
	3,000.00	024800	4.0		3,850.00	000100	16.8
	3,000.00	025100	6.9		3,900.00	000100	7.2
	3,000.00	025400	26.1		3,900.00	025100	8.5
	3,059.57	000100	59.1		3,940.93	000100	43.6
	3,059.64	000100	42.0		3,950.00	000100	46.9
	3,090.00	000100	9.3		3,980.00	000100	9.7
	3,098.00	000100	6.0		4,000.00	000100	259.7

TABLE 8: BASE PRICE PAID TO GROWERS FOR GRAPES CRUSHED AND DELIVERED TO CALIFORNIA PROCESSORS FROM THE 2017 CROP WITH BRIX FACTORS AND PURCHASED TONNAGE, BY TYPE, VARIETY, REPORTING DISTRICT WHERE GROWN, AND WEIGHTED AVERAGE BASE PRICE

District, Type, and Variety	Base Price	Brix	Tons	District, Type, and Variety	Base Price	Brix	Tons
	Per Ton	Factors			Per Ton	Factors	
	Dollars	Code a/			Dollars	Code a/	
DISTRICT 3 (Cont'd)				Albarino	3,059.50	000100	12.6
Zinfandel (Cont'd)	4,000.00	009550	4.7		3,200.00	000100	0.5
	4,000.00	013800	5.4		4,299.21	000100	14.5
	4,000.00	021200	12.4		4,800.00	000100	1.5
	4,000.00	021500	1.2	Wtd. Avg. Base & Total Tons	3,769.36		29.1
	4,000.00	025100	8.0				
	4,000.00	025300	1.8	Arneis	3,200.00	000100	0.6
	4,000.00	025400	6.0	Wtd. Avg. Base & Total Tons	3,200.00		0.6
	4,002.21	000100	5.0				
	4,100.00	025100	13.5	Chardonnay *	1,000.00	000100	4.6
	4,114.84	000100	11.7		1,350.00	000100	241.7
	4,200.00	000100	16.0		1,400.00	000100	68.5
	4,250.00	000100	18.7		1,450.00	000100	18.0
	4,294.00	024500	31.7		1,500.00	013400	2.1
	4,300.00	000100	18.6		1,828.36	006650	62.7
	4,350.00	024500	12.0		1,850.00	006650	115.1
	4,370.69	000100	1.7		1,873.84	006650	54.3
	4,400.00	000100	29.9		1,898.48	006650	14.3
	4,425.00	000100	92.6		1,907.50	006650	119.7
	4,449.74	000100	7.4		1,930.41	006650	50.6
	4,483.19	000100	27.1		1,930.45	006650	224.8
	4,500.00	000100	39.1		1,948.13	006650	34.5
	4,500.00	011300	4.2		1,978.06	006650	118.9
	4,526.48	000100	7.3		2,000.00	000100	33.9
	4,564.97	000100	12.9		2,000.00	006650	33.8
	4,600.00	025400	5.5		2,000.00	020800	1.2
	4,750.00	000100	8.5		2,014.47	006650	122.7
	5,000.00	000100	154.1		2,043.98	006650	192.5
	5,000.00	002900	3.9		2,050.00	000100	12.8
	5,000.00	024500	6.1		2,100.00	000100	25.6
	5,000.00	025100	1.9		2,100.00	006650	145.6
	5,100.00	000100	11.3		2,100.08	006650	6.3
	5,200.00	025400	4.0		2,100.80	006650	195.7
	5,219.19	000100	9.8		2,103.98	006650	19.5
	5,300.00	000100	3.3		2,125.51	006650	73.6
	5,400.00	000100	3.2		2,134.10	006650	183.2
	5,500.00	000100	9.3		2,150.00	006650	19.4
	5,500.00	024500	6.1		2,175.00	006650	268.3
	5,700.00	025100	3.6		2,177.57	000100	46.4
	5,750.00	000100	8.0		2,200.00	000100	115.3
	5,962.20	000100	13.9		2,200.00	006650	328.1
	6,000.00	000100	2.8		2,222.79	000100	39.5
	6,262.00	000100	6.7		2,250.00	000100	236.1
	6,926.11	000100	14.4		2,263.80	000100	13.8
	9,138.48	013800	9.5		2,300.00	000100	78.9
	9,153.13	000100	4.9		2,350.00	000100	164.0
	10,000.00	000100	1.9		2,350.00	017000	24.0
	10,900.00	000100	1.0		2,400.00	000100	128.4
	10,996.56	000100	2.2		2,400.00	024500	48.9
Wtd. Avg. Base & Total Tons	3,005.25		9,484.1		2,450.00	000100	35.1
					2,450.00	013600	3.5
Other Red b/	1,300.00	000100	1.0		2,450.00	016800	19.0
	1,880.73	000100	4.7		2,496.00	000100	47.3
	2,000.00	000100	6.2		2,500.00	000100	346.4
	2,200.00	009100	2.0		2,500.00	009400	8.2
	2,500.00	000100	16.4		2,500.00	017200	41.9
	2,500.00	013800	3.9		2,500.00	017400	9.7
	2,700.00	000100	6.2		2,504.55	000100	219.9
	2,800.00	000100	7.0		2,513.64	000100	78.3
	3,000.00	000100	8.6		2,516.80	000100	73.0
	3,200.00	000100	6.8		2,522.00	024800	8.5
	3,266.07	000100	5.4		2,532.17	000100	24.8
	3,400.00	000100	2.8		2,550.00	000100	168.9
	3,500.00	000100	12.8		2,581.55	000100	34.0
	3,600.00	000100	10.2		2,583.85	000100	74.9
	3,800.00	000100	6.7		2,592.38	000100	7.4
	3,850.00	000100	54.5		2,592.38	021000	108.5
	4,000.00	000100	2.7		2,595.61	000100	62.0
	4,483.19	000100	5.5		2,600.00	000100	185.6
Wtd. Avg. Base & Total Tons	3,310.95		163.4		2,600.00	013600	11.1
					2,600.00	017000	18.2
DISTRICT 4					2,600.00	017200	8.2
WINE GRAPES (WHITE)					2,604.63	000100	49.9

TABLE 8: BASE PRICE PAID TO GROWERS FOR GRAPES CRUSHED AND DELIVERED TO CALIFORNIA PROCESSORS FROM THE 2017 CROP WITH BRIX FACTORS AND PURCHASED TONNAGE, BY TYPE, VARIETY, REPORTING DISTRICT WHERE GROWN, AND WEIGHTED AVERAGE BASE PRICE

District, Type, and Variety	Base Price	Brix	Tons	District, Type, and Variety	Base Price	Brix	Tons
	Per Ton	Factors			Per Ton	Factors	
	Dollars	Code a/			Dollars	Code a/	
DISTRICT 4 (Cont'd)					3,000.00	011600	2.9
Chardonnay * (Cont'd)					3,000.00	013600	44.4
	2,605.15	000100	28.7		3,000.00	017200	9.6
	2,615.00	000100	7.0		3,000.00	017400	2.8
	2,615.00	017000	0.9		3,000.00	017600	81.4
	2,615.00	017600	81.2		3,000.00	024800	1.0
	2,615.05	000100	5.6		3,003.48	000100	19.6
	2,615.16	000100	190.9		3,050.00	000100	9.6
	2,615.16	017200	42.8		3,073.86	000100	15.6
	2,616.05	000100	61.0		3,073.86	002200	7.1
	2,616.53	000100	3.7		3,073.95	000100	5.0
	2,635.64	000100	97.2		3,099.61	000100	103.0
	2,646.00	000100	1.2		3,193.00	000100	147.7
	2,649.97	000100	41.1		3,200.00	000100	210.9
	2,650.00	000100	251.4		3,200.00	021200	2.4
	2,658.93	000100	36.9		3,200.00	024800	1.0
	2,672.00	000100	3.8		3,207.50	000100	17.6
	2,672.92	000100	34.6		3,207.50	017400	4.9
	2,672.92	017000	113.8		3,207.64	017600	77.7
	2,672.92	020800	27.5		3,245.40	000100	107.3
	2,673.00	000100	32.1		3,250.00	000100	9.6
	2,673.00	013600	1.9		3,278.17	013600	92.3
	2,673.03	017600	5.2		3,297.00	000100	2.9
	2,673.04	017000	10.5		3,300.00	000100	64.2
	2,675.00	000100	11.9		3,300.00	013600	73.4
	2,680.00	017200	6.1		3,302.38	000100	96.4
	2,683.00	000100	8.2		3,341.15	000100	159.0
	2,687.36	000100	84.4		3,341.29	000100	9.7
	2,700.00	000100	124.7		3,378.40	000100	26.2
	2,700.00	006500	1.4		3,400.00	000100	13.6
	2,700.00	017600	65.1		3,400.00	013600	25.8
	2,700.00	021000	3.0		3,441.00	000100	27.6
	2,700.06	000100	79.1		3,450.00	000100	34.4
	2,700.60	000100	67.6		3,499.21	000100	2.2
	2,723.85	021200	82.0		3,500.00	000100	222.2
	2,724.85	021200	11.2		3,500.00	013600	153.6
	2,725.41	000100	62.8		3,500.00	017400	9.3
	2,728.45	000100	83.7		3,500.00	017600	5.1
	2,728.56	000100	75.0		3,500.00	024800	11.8
	2,735.16	000100	27.9		3,502.00	000100	17.9
	2,749.82	000100	7.7		3,550.00	000100	30.0
	2,750.00	000100	9.7		3,600.00	000100	23.8
	2,750.00	010900	14.4		3,600.00	021000	3.4
	2,767.42	000100	128.5		3,605.00	000100	4.3
	2,778.52	000100	1.8		3,700.00	000100	46.5
	2,784.52	000100	16.3		3,700.00	021000	4.3
	2,800.00	000100	322.4		3,786.00	000100	5.3
	2,800.00	007600	1.1		3,800.00	000100	7.5
	2,800.00	017200	4.4		3,805.61	000100	10.5
	2,800.00	017800	23.3		3,853.02	000100	10.7
	2,800.00	019100	20.3		3,853.36	000100	3.4
	2,800.00	024500	11.5		3,973.90	000100	24.0
	2,815.19	000100	38.3		3,980.73	000100	507.1
	2,815.69	000100	17.0		4,000.00	000100	86.8
	2,835.00	000100	14.1		4,000.00	014100	5.5
	2,841.00	000100	486.9		4,000.00	020800	10.1
	2,850.00	000100	5.1		4,009.38	000100	20.7
	2,850.00	019200	2.8		4,190.00	000100	3.4
	2,855.42	000100	10.7		4,200.00	000100	25.7
	2,860.00	000100	6.1		4,200.00	017600	2.5
	2,862.00	021200	1.0		4,258.28	000100	19.1
	2,875.99	000100	9.5		4,317.82	000100	15.1
	2,877.00	000100	6.3		4,327.88	000100	5.5
	2,888.98	000100	30.2		4,341.12	000100	10.2
	2,896.45	000100	24.2		4,358.00	000100	18.8
	2,900.00	000100	355.2		4,372.26	000100	20.4
	2,900.00	017600	3.9		4,400.00	000100	2.1
	2,925.66	000100	35.6		4,400.00	025400	2.2
	2,940.00	000100	62.8		4,410.00	000100	3.4
	2,940.21	000100	70.0		4,500.00	000100	41.7
	2,950.00	000100	3.8		4,500.00	013800	5.0
	2,966.14	000100	66.2		4,500.00	025400	4.1
	2,980.57	000100	3.1		4,630.50	000100	9.1
	3,000.00	000100	737.9				

TABLE 8: BASE PRICE PAID TO GROWERS FOR GRAPES CRUSHED AND DELIVERED TO CALIFORNIA PROCESSORS FROM THE 2017 CROP WITH BRIX FACTORS AND PURCHASED TONNAGE, BY TYPE, VARIETY, REPORTING DISTRICT WHERE GROWN, AND WEIGHTED AVERAGE BASE PRICE

District, Type, and Variety	Base Price	Brix	Tons	District, Type, and Variety	Base Price	Brix	Tons
	Per Ton	Factors			Per Ton	Factors	
	Dollars	Code a/			Dollars	Code a/	
DISTRICT 4 (Cont'd)					2,001.00	000100	11.7
Chardonnay * (Cont'd)	4,631.00	000100	4.3		2,150.00	000100	7.2
	4,700.00	000100	8.2		2,200.00	000100	4.1
	4,739.77	000100	8.5		2,369.00	000100	6.7
	4,800.00	000100	3.5		2,500.00	000100	10.3
	4,800.64	000100	13.7		3,311.15	000100	3.1
	4,880.88	000100	7.2	Wtd. Avg. Base & Total Tons	2,145.89		77.3
	4,883.76	000100	12.7				
	4,961.25	017400	2.3	Picpoul Blanc	2,000.00	000100	3.7
	5,000.00	000100	18.3	Wtd. Avg. Base & Total Tons	2,000.00		3.7
	5,000.00	017100	5.0				
	5,000.00	020800	4.2	Pinot Blanc	1,600.00	000100	19.4
	5,000.00	024800	3.6		1,800.00	000100	20.3
	5,209.31	000100	10.2		1,823.08	000100	4.4
	5,389.20	000100	10.9		2,000.00	000100	6.9
	5,500.00	000100	16.2		2,000.00	021000	0.8
	5,512.50	000100	2.6		2,100.00	009400	6.9
	5,750.00	000100	3.6		2,500.00	000100	1.7
	5,765.08	000100	9.8		2,700.00	000100	2.9
	5,977.65	000100	5.5	Wtd. Avg. Base & Total Tons	1,857.37		63.3
	6,000.00	000100	46.8				
	6,061.00	000100	5.3	Pinot Gris *	1,690.32	006650	122.9
	6,205.35	000100	24.7		1,773.14	006650	75.5
	6,319.85	000100	8.9		1,797.00	000100	4.0
	6,500.00	000100	4.4		1,800.00	000100	10.3
	6,806.84	000100	1.3		1,829.88	000100	6.4
	6,818.00	021200	11.0		1,850.00	017800	4.0
	6,975.61	000100	10.0		2,200.00	000100	23.5
	7,000.00	000100	2.7		2,246.57	000100	3.8
	7,481.11	000100	27.2		2,300.00	000100	19.1
	7,920.00	000100	7.0		2,500.00	000100	10.0
	8,000.00	011400	25.6	Wtd. Avg. Base & Total Tons	1,844.79		279.5
	8,393.22	000100	19.0				
	9,084.17	000100	5.1	Ribolla Gialla *	3,000.00	000100	2.7
Wtd. Avg. Base & Total Tons	2,809.34		13,027.0		3,200.00	000100	0.8
					3,384.62	000100	3.3
Chenin Blanc	1,755.00	000100	1.1		3,500.00	000100	13.5
	2,200.00	000100	3.0		4,000.00	013400	2.8
	2,250.00	000100	1.9	Wtd. Avg. Base & Total Tons	3,475.29		23.1
	2,800.00	013200	4.7				
Wtd. Avg. Base & Total Tons	2,426.68		10.7	Roussanne	2,000.00	000100	1.2
					2,200.00	000100	4.6
Fiano	3,650.40	000100	0.4		4,000.00	000100	4.6
Wtd. Avg. Base & Total Tons	3,650.40		0.4		4,800.00	000100	1.4
					4,900.00	013800	1.1
Flora	1,800.00	000100	1.8		4,944.00	000100	1.8
	2,031.13	000100	2.4		5,474.94	000100	2.0
	2,152.24	000100	19.8	Wtd. Avg. Base & Total Tons	3,765.21		16.7
Wtd. Avg. Base & Total Tons	2,113.71		24.0				
				Sauvignon Blanc	1,025.00	000100	11.0
Gewurztraminer	2,000.00	017800	11.1		1,200.00	015700	8.4
Wtd. Avg. Base & Total Tons	2,000.00		11.1		1,498.84	000100	32.6
					1,500.00	000100	19.9
Grenache Blanc	1,800.00	000100	20.0		1,650.00	020800	42.2
	2,200.00	000100	1.0		1,700.00	000100	55.2
	2,500.00	000100	3.1		1,788.77	000100	164.1
	2,500.00	011300	2.0		1,800.00	000100	92.8
Wtd. Avg. Base & Total Tons	1,952.11		26.1		1,800.00	014100	32.0
					1,890.00	000100	57.8
Gruner Veltliner	1,650.00	000100	1.8		1,900.00	000100	193.7
Wtd. Avg. Base & Total Tons	1,650.00		1.8		1,900.00	013100	66.3
					1,900.00	013600	53.4
Malvasia Bianca	2,600.00	000100	3.2		1,900.00	015700	154.7
Wtd. Avg. Base & Total Tons	2,600.00		3.2		1,950.00	000100	49.9
					1,994.00	000100	45.4
Marsanne	4,000.00	000100	1.5		2,000.00	000100	399.1
	4,500.00	000100	2.4		2,000.00	017000	6.1
Wtd. Avg. Base & Total Tons	4,307.69		3.9		2,000.00	017100	13.1
					2,000.00	017400	23.0
Muscat Blanc *	1,900.00	000100	23.0		2,011.87	000100	117.2
	1,991.02	000100	2.4		2,020.00	000100	97.3
	2,000.00	013600	2.9		2,034.00	000100	23.3
	2,000.00	017800	5.9		2,048.95	000100	15.3

TABLE 8: BASE PRICE PAID TO GROWERS FOR GRAPES CRUSHED AND DELIVERED TO CALIFORNIA PROCESSORS FROM THE 2017 CROP WITH BRIX FACTORS AND PURCHASED TONNAGE, BY TYPE, VARIETY, REPORTING DISTRICT WHERE GROWN, AND WEIGHTED AVERAGE BASE PRICE

District, Type, and Variety	Base Price	Brix	Tons	District, Type, and Variety	Base Price	Brix	Tons
	Per Ton	Factors			Per Ton	Factors	
	Dollars	Code a/			Dollars	Code a/	
DISTRICT 4 (Cont'd)					2,526.00	000100	8.9
Sauvignon Blanc (Cont'd)	2,050.00	000100	2.7		2,550.00	000100	5.5
	2,090.00	000100	2.8		2,574.78	000100	7.3
	2,100.00	000100	124.2		2,575.00	000100	19.1
	2,100.00	009400	8.6		2,576.84	021200	22.3
	2,100.00	011600	5.8		2,600.00	000100	100.7
	2,100.00	021500	15.8		2,600.00	013600	33.3
	2,100.00	021800	3.0		2,600.00	017000	2.9
	2,100.00	024800	5.1		2,666.51	000100	12.0
	2,141.20	017000	163.2		2,700.00	000100	82.4
	2,142.37	000100	9.6		2,746.43	000100	29.5
	2,142.37	017400	35.9		2,750.00	000100	36.3
	2,143.60	000100	7.8		2,764.41	000100	31.7
	2,145.00	000100	4.8		2,765.00	000100	13.3
	2,145.65	000100	49.4		2,780.91	000100	4.1
	2,146.16	017400	26.9		2,785.08	000100	140.8
	2,147.00	000100	10.5		2,796.78	000100	9.1
	2,147.00	021000	30.4		2,800.00	000100	48.5
	2,147.00	032080	2.3		2,800.00	017200	4.9
	2,150.00	000100	334.2		2,841.00	000100	19.6
	2,154.00	000100	2.9		2,850.00	000100	31.9
	2,194.26	000100	4.7		2,924.00	000100	2.2
	2,200.00	000100	467.0		2,968.00	000100	1.4
	2,200.00	013600	25.4		3,000.00	000100	85.8
	2,200.00	017400	2.8		3,000.00	013800	1.8
	2,205.00	000100	5.7		3,000.00	017200	1.6
	2,238.03	000100	20.7		3,000.00	025400	0.8
	2,245.65	000100	78.5		3,001.12	000100	10.6
	2,249.10	000100	7.6		3,040.00	000100	5.0
	2,250.00	000100	55.0		3,050.00	000100	5.4
	2,252.80	000100	7.5		3,134.00	000100	31.0
	2,260.00	000100	4.5		3,140.13	000100	6.0
	2,267.79	000100	8.5		3,200.00	000100	5.3
	2,300.00	000100	432.3		3,250.00	000100	0.5
	2,300.00	013600	80.8		3,500.00	000100	17.5
	2,300.00	017000	5.0		3,500.00	021200	3.2
	2,313.65	000100	3.3		3,627.50	000100	3.9
	2,337.00	000100	17.6		3,675.00	013800	5.5
	2,346.29	000100	4.1		3,717.00	000100	1.0
	2,350.00	000100	186.3		4,000.00	000100	23.4
	2,355.00	000100	16.5		5,500.00	000100	3.6
	2,355.22	020600	41.9		5,586.59	000100	0.8
	2,355.32	000100	72.8	Wtd. Avg. Base & Total Tons	2,279.51		6,810.0
	2,357.00	021000	4.1				
	2,357.00	025100	49.5	Sauvignon Musque	2,128.00	000100	12.2
	2,360.00	000100	13.1		2,145.65	000100	12.5
	2,360.22	000100	5.9		2,200.00	000100	29.7
	2,361.70	000100	7.8		2,470.00	000100	10.5
	2,383.77	000100	29.2		2,523.00	000100	6.3
	2,398.14	000100	7.3		2,523.40	000100	4.7
	2,400.00	000100	337.9		2,600.00	000100	3.4
	2,400.00	013600	112.9		2,750.00	020800	3.3
	2,400.00	013700	6.3		2,800.00	000100	1.0
	2,400.00	017000	5.2		2,825.00	000100	3.0
	2,400.00	017400	11.9		3,070.88	000100	2.3
	2,414.24	000100	44.7		3,717.00	000100	1.2
	2,414.25	000100	37.9		5,169.96	000100	2.7
	2,436.66	000100	55.7	Wtd. Avg. Base & Total Tons	2,440.56		92.8
	2,450.00	000100	25.4				
	2,455.00	000100	3.9	Sauvignon Vert *	2,400.00	009400	1.3
	2,463.30	000100	3.1		2,631.26	000100	8.0
	2,463.73	017600	4.6		2,689.85	000100	3.5
	2,463.81	000100	25.4		3,178.92	000100	1.2
	2,469.05	017000	9.1	Wtd. Avg. Base & Total Tons	2,671.38		14.0
	2,470.00	000100	105.4				
	2,481.00	000100	2.7	Semillon	1,178.00	000100	1.1
	2,500.00	000100	597.4		1,800.00	000100	1.3
	2,500.00	017200	10.9		2,000.00	000100	3.5
	2,500.00	017400	166.4		2,020.00	000100	14.2
	2,500.00	019100	4.7		2,086.00	000100	4.7
	2,500.00	021500	5.9		2,100.00	009400	5.4
	2,509.76	000100	5.8		2,100.00	024800	1.1
	2,520.00	000100	61.3		2,263.00	017200	1.3

TABLE 8: BASE PRICE PAID TO GROWERS FOR GRAPES CRUSHED AND DELIVERED TO CALIFORNIA PROCESSORS FROM THE 2017 CROP WITH BRIX FACTORS AND PURCHASED TONNAGE, BY TYPE, VARIETY, REPORTING DISTRICT WHERE GROWN, AND WEIGHTED AVERAGE BASE PRICE

District, Type, and Variety	Base Price	Brix	Tons	District, Type, and Variety	Base Price	Brix	Tons
	Per Ton	Factors			Per Ton	Factors	
	Dollars	Code a/			Dollars	Code a/	
DISTRICT 4 (Cont'd)					2,700.00	000100	1.9
Semillon (Cont'd)	2,300.00	000100	27.6		2,750.00	000100	5.4
	2,400.00	000100	3.2		2,818.00	000100	1.8
	2,400.00	013700	0.3		2,841.00	000100	102.9
	2,450.00	000100	0.3		4,000.00	000100	5.0
	2,457.44	000100	14.9		8,523.00	000100	2.1
	2,470.00	013600	10.6	Wtd. Avg. Base & Total Tons	2,898.78		131.5
	2,478.11	000100	4.4				
	2,482.74	000100	4.4	Other White b/	3,037.05	000100	0.3
	2,485.46	000100	8.9	Wtd. Avg. Base & Total Tons	3,037.05		0.3
	2,500.00	000100	37.5				
	2,500.00	006300	3.1	WINE GRAPES (RED)			
	2,550.00	000100	0.7	Aglianico	4,225.00	000100	2.3
	2,650.00	000100	9.5	Wtd. Avg. Base & Total Tons	4,225.00		2.3
	2,700.00	000100	7.1				
	2,733.00	000100	22.4	Aleatico	3,200.00	000100	3.2
	2,750.00	000100	1.9	Wtd. Avg. Base & Total Tons	3,200.00		3.2
	2,800.00	000100	5.8				
	2,850.00	000100	2.4	Alicante Bouschet *	2,400.00	017800	0.1
	2,900.00	000100	3.2	Wtd. Avg. Base & Total Tons	2,400.00		0.1
	2,923.74	000100	40.9				
	2,950.00	000100	2.7	Barbera	3,400.00	025100	0.8
	2,981.65	000100	3.1	Wtd. Avg. Base & Total Tons	3,500.00	000100	0.7
	3,000.00	000100	43.5		3,446.67		1.5
	3,070.88	000100	1.6				
	3,200.00	000100	10.1	Cabernet Franc	900.00	000100	0.3
	3,500.00	000100	2.4		1,331.44	000100	6.6
	3,508.48	000100	1.6		2,400.00	000100	14.0
Wtd. Avg. Base & Total Tons	2,641.17		306.7		2,500.00	000100	14.4
					2,646.97	000100	15.4
Tocai Friulano	2,700.00	000100	3.0		3,000.00	021500	3.3
	3,200.00	000100	0.5		3,200.00	000100	21.2
	3,500.00	000100	0.8		3,416.67	000100	1.2
Wtd. Avg. Base & Total Tons	2,906.98		4.3		4,000.00	000100	3.6
					4,046.05	000100	1.7
Verdejo	3,200.00	000100	0.7		4,278.54	000100	16.3
Wtd. Avg. Base & Total Tons	3,200.00		0.7		4,294.00	000100	13.8
					4,300.00	000100	15.8
Verdelho	2,300.00	000100	1.0		4,400.00	000100	7.9
Wtd. Avg. Base & Total Tons	2,300.00		1.0		4,500.00	000100	2.6
					4,500.00	013800	5.5
Vermentino *	2,100.00	000100	11.8		4,500.00	017600	9.8
	2,721.43	000100	2.1		4,500.00	029125	2.2
	3,400.00	000100	5.0		4,800.00	017800	5.5
Wtd. Avg. Base & Total Tons	2,512.96		18.9		4,931.70	000100	9.8
					4,950.00	000100	3.8
Viognier	2,300.00	000100	2.3		5,000.00	000100	30.8
	2,500.00	013600	0.7		5,209.00	000100	1.5
	2,970.63	000100	18.3		5,259.00	000100	21.4
	3,000.00	000100	17.7		5,272.00	000100	4.2
	3,100.00	000100	2.2		5,300.00	000100	5.5
	3,185.00	000100	5.0		5,300.00	024500	6.8
	3,200.00	013800	1.4		5,355.61	000100	0.9
	3,334.12	000100	5.1		5,374.00	000100	4.4
	3,400.00	000100	2.2		5,400.00	000100	1.6
	3,500.00	000100	1.0		5,500.00	000100	4.8
	3,500.00	017400	0.5		5,507.07	000100	6.5
	3,503.00	014100	2.1		5,750.00	000100	3.2
	3,580.63	000100	1.9		5,788.13	000100	5.1
	3,800.00	019600	1.4		5,800.00	000100	3.3
	3,800.00	023100	1.4		6,000.00	000100	29.5
	3,950.00	000100	0.5		6,000.00	002600	11.0
	4,000.00	000100	4.3		6,000.00	011600	4.6
	4,200.00	000100	4.7		6,000.00	024800	10.4
	4,400.00	000100	2.2		6,013.55	000100	1.7
	4,400.00	025400	2.8		6,064.00	000100	3.2
	4,589.00	000100	4.4		6,090.00	000100	25.0
	4,833.00	000100	1.6		6,180.00	000100	3.2
	4,900.00	014100	1.2		6,200.00	000100	1.2
Wtd. Avg. Base & Total Tons	3,427.33		84.9		6,300.00	000100	5.9
					6,337.19	000100	10.4
White Riesling *	2,000.00	000100	10.2		6,369.18	000100	28.4
	2,500.00	000100	2.2		6,500.00	000100	46.8

TABLE 8: BASE PRICE PAID TO GROWERS FOR GRAPES CRUSHED AND DELIVERED TO CALIFORNIA PROCESSORS FROM THE 2017 CROP WITH BRIX FACTORS AND PURCHASED TONNAGE, BY TYPE, VARIETY, REPORTING DISTRICT WHERE GROWN, AND WEIGHTED AVERAGE BASE PRICE

District, Type, and Variety	Base Price	Brix	Tons	District, Type, and Variety	Base Price	Brix	Tons
	Per Ton	Factors			Per Ton	Factors	
	Dollars	Code a/			Dollars	Code a/	
DISTRICT 4 (Cont'd)					8,668.61	000100	2.7
Cabernet Franc (Cont'd)	6,536.98	000100	3.3		8,701.00	002200	2.8
	6,595.00	000100	0.6		8,774.00	000100	10.8
	6,616.68	000100	2.9		8,827.64	000100	5.3
	6,656.34	000100	6.0		8,917.05	000100	14.1
	6,717.77	000100	1.6		8,930.50	000100	23.0
	6,720.00	000100	5.9		8,938.45	000100	5.1
	6,800.00	000100	1.9		9,000.00	000100	11.9
	6,825.00	000100	1.2		9,000.00	014400	0.7
	6,881.64	000100	21.7		9,000.00	021500	1.4
	6,890.00	000100	7.2		9,000.00	025400	3.1
	7,000.00	000100	13.4		9,270.54	000100	4.6
	7,000.00	014100	2.0		9,315.00	000100	4.0
	7,000.00	021000	0.5		9,500.00	000100	49.7
	7,100.00	000100	32.7		9,500.00	021500	3.5
	7,140.00	025100	4.1		9,502.05	021000	5.2
	7,144.40	000100	15.0		9,526.00	000100	2.3
	7,145.00	000100	12.1		9,540.55	000100	3.0
	7,145.10	000100	3.7		9,652.04	000100	1.8
	7,149.66	021500	2.7		9,717.20	029300	0.8
	7,150.00	000100	14.9		9,785.00	000100	2.7
	7,150.54	000100	54.0		9,801.52	000100	6.1
	7,150.54	017400	4.0		9,900.00	000100	7.5
	7,150.76	000100	3.0		10,000.00	000100	26.2
	7,166.00	024800	1.7		10,716.60	000100	2.5
	7,200.00	000100	7.4		10,755.81	000100	0.9
	7,250.00	000100	4.5		10,900.00	014100	2.8
	7,300.00	000100	6.5		11,000.00	000100	0.6
	7,300.00	021200	5.2		11,032.03	000100	4.5
	7,337.00	000100	0.9		12,000.00	000100	8.4
	7,350.54	000100	8.6		12,500.00	000100	6.5
	7,367.00	000100	3.8		12,702.00	000100	1.9
	7,387.00	000100	6.6		13,000.00	000100	5.4
	7,400.00	000100	11.0		13,010.00	000100	17.1
	7,500.00	000100	24.5		13,050.00	000100	1.0
	7,500.00	025400	3.7		13,125.00	000100	2.8
	7,500.00	028100	3.5		13,500.00	000100	14.0
	7,587.00	000100	31.9		13,766.80	000100	2.4
	7,641.00	000100	15.6		13,850.00	000100	2.0
	7,644.51	000100	25.0		15,000.00	000100	2.5
	7,647.91	021000	6.4		15,831.68	000100	0.5
	7,650.00	000100	2.0		15,988.95	000100	5.1
	7,794.08	000100	8.8		17,500.00	000100	6.4
	7,800.00	000100	3.6		17,585.00	027800	1.7
	7,825.69	000100	5.8		19,744.41	000100	5.1
	7,826.00	000100	4.9		20,000.00	000100	8.0
	7,828.24	000100	2.3		20,000.00	024500	0.6
	7,858.00	000100	3.8		22,500.00	000100	0.7
	7,859.58	000100	2.6		24,000.00	000100	2.1
	7,860.65	000100	2.0		25,000.00	000100	6.1
	7,864.63	000100	6.0		26,000.00	000100	3.4
	7,865.84	000100	3.7		26,035.00	027800	3.0
	7,940.12	002300	4.3		27,500.00	000100	1.1
	8,000.00	000100	47.4		30,625.00	000100	4.6
	8,000.00	021500	3.0		38,000.00	025400	1.6
	8,000.00	024800	2.7		39,375.00	000100	1.1
	8,096.00	000100	24.8		43,750.00	000100	0.8
	8,200.00	000100	2.7	Wtd. Avg. Base & Total Tons	7,862.01		1,392.6
	8,216.06	000100	18.3				
	8,223.00	000100	0.7	Cabernet Sauvignon	1,000.00	000100	17.9
	8,300.00	000100	5.0		1,000.00	021500	43.1
	8,310.21	000100	0.2		1,500.00	000100	1.2
	8,315.00	017000	2.0		1,844.45	000100	25.3
	8,359.00	000100	6.2		2,000.00	000100	4.3
	8,500.00	000100	9.6		2,000.00	004050	0.5
	8,500.00	025400	1.8		2,000.00	028100	2.0
	8,573.28	000100	18.9		2,200.00	000100	229.2
	8,575.00	000100	3.8		2,250.00	021000	1.5
	8,580.00	000100	13.1		2,400.00	000100	3.1
	8,580.64	017400	2.1		2,500.00	000100	68.5
	8,580.65	000100	12.7		2,646.97	000100	29.0
	8,585.00	000100	4.5		2,673.00	000100	8.4
	8,616.74	000100	0.6		2,680.00	000100	9.6

TABLE 8: BASE PRICE PAID TO GROWERS FOR GRAPES CRUSHED AND DELIVERED TO CALIFORNIA PROCESSORS FROM THE 2017 CROP WITH BRIX FACTORS AND PURCHASED TONNAGE, BY TYPE, VARIETY, REPORTING DISTRICT WHERE GROWN, AND WEIGHTED AVERAGE BASE PRICE

District, Type, and Variety	Base Price	Brix	Tons	District, Type, and Variety	Base Price	Brix	Tons
	Per Ton	Factors			Per Ton	Factors	
	Dollars	Code a/			Dollars	Code a/	
DISTRICT 4 (Cont'd)					5,200.00	000100	61.0
Cabernet Sauvignon (Cont'd)	2,760.00	004270	1.3		5,200.00	014500	4.3
	2,800.00	000100	265.8		5,209.05	000100	107.8
	2,813.78	000100	52.1		5,209.05	024800	53.6
	2,981.68	000100	11.6		5,246.23	000100	3.0
	3,000.00	000100	138.2		5,250.00	000100	165.3
	3,000.00	013100	0.1		5,250.00	024800	2.3
	3,000.00	013600	5.5		5,250.00	025100	1.7
	3,000.00	013800	6.0		5,259.00	000100	163.2
	3,000.00	017900	27.2		5,286.23	000100	20.4
	3,000.00	027100	0.6		5,292.00	000100	8.5
	3,024.00	000100	45.4		5,300.00	000100	28.3
	3,200.00	000100	484.2		5,300.00	017400	23.4
	3,289.00	000100	111.0		5,309.34	021500	71.4
	3,376.53	000100	118.3		5,393.63	021500	21.8
	3,500.00	000100	185.0		5,393.63	023400	55.5
	3,500.00	021200	9.9		5,400.00	000100	162.5
	3,515.00	000100	9.0		5,440.00	000100	1.5
	3,600.00	000100	22.0		5,440.00	025100	17.3
	3,638.51	000100	278.3		5,441.10	024800	21.5
	3,650.00	025100	79.3		5,462.98	021500	11.2
	3,724.02	000100	0.7		5,480.00	000100	10.4
	3,750.00	000100	23.1		5,500.00	000100	1,431.1
	3,750.00	019400	11.6		5,500.00	013800	1.2
	3,800.00	000100	83.5		5,500.00	021500	8.2
	3,800.00	011700	24.7		5,500.00	025100	172.3
	3,950.40	000100	66.8		5,506.00	000100	8.2
	3,982.68	000100	0.9		5,507.07	000100	141.5
	4,000.00	000100	390.2		5,512.00	024800	103.7
	4,000.00	011700	6.8		5,512.50	000100	51.0
	4,000.00	017200	25.7		5,512.50	023400	13.9
	4,000.00	021500	3.0		5,525.00	000100	72.1
	4,000.00	024800	14.6		5,540.00	025100	27.9
	4,000.00	029125	11.0		5,565.00	023100	14.4
	4,137.00	000100	25.0		5,600.00	000100	54.0
	4,200.00	000100	110.8		5,600.00	021000	6.9
	4,200.00	017400	12.5		5,660.00	024500	122.1
	4,200.00	024800	79.6		5,670.00	000100	95.5
	4,243.60	000100	23.7		5,700.00	000100	38.2
	4,300.00	000100	39.5		5,750.00	000100	85.7
	4,303.63	000100	7.6		5,760.00	000100	11.4
	4,400.00	000100	29.8		5,775.00	023500	54.0
	4,410.00	000100	8.0		5,787.00	024800	46.0
	4,439.64	000100	53.9		5,788.13	000100	25.5
	4,450.00	000100	86.6		5,800.00	000100	204.2
	4,465.60	000100	6.8		5,800.00	017400	41.4
	4,465.81	000100	17.3		5,800.00	021200	46.7
	4,500.00	000100	186.3		5,804.41	000100	19.9
	4,500.00	017600	61.5		5,805.04	000100	1.1
	4,500.00	017800	4.0		5,813.80	000100	28.9
	4,500.00	020800	1.3		5,819.00	000100	3.0
	4,517.00	000100	31.6		5,821.69	000100	54.2
	4,576.00	000100	56.4		5,821.69	013600	14.3
	4,610.40	000100	16.7		5,831.00	000100	42.2
	4,700.00	000100	27.7		5,843.25	000100	75.2
	4,700.00	026900	21.0		5,900.00	000100	185.9
	4,711.44	000100	6.0		5,903.89	000100	34.1
	4,750.00	000100	43.4		5,903.89	017400	4.8
	4,800.00	000100	115.5		5,904.00	000100	5.9
	4,800.00	017800	11.1		5,907.31	000100	33.2
	4,900.00	025100	20.9		5,920.49	000100	53.2
	4,950.00	000100	3.7		5,923.36	000100	21.3
	4,961.25	024800	72.1		5,925.85	017400	30.7
	4,986.23	000100	16.4		5,937.09	017900	18.5
	5,000.00	000100	292.0		5,950.00	000100	18.1
	5,000.00	017000	34.7		5,950.00	024500	13.3
	5,000.00	019400	82.6		5,953.50	000100	35.7
	5,000.00	021200	12.1		5,985.63	000100	190.8
	5,000.00	021500	11.2		6,000.00	000100	635.2
	5,136.79	023400	39.2		6,000.00	011700	6.6
	5,150.00	000100	22.4		6,000.00	017400	6.8
	5,150.00	013800	1.1		6,000.00	017600	14.0
	5,175.00	000100	5.2		6,000.00	017800	5.7

TABLE 8: BASE PRICE PAID TO GROWERS FOR GRAPES CRUSHED AND DELIVERED TO CALIFORNIA PROCESSORS FROM THE 2017 CROP WITH BRIX FACTORS AND PURCHASED TONNAGE, BY TYPE, VARIETY, REPORTING DISTRICT WHERE GROWN, AND WEIGHTED AVERAGE BASE PRICE

District, Type, and Variety	Base Price	Brix	Tons	District, Type, and Variety	Base Price	Brix	Tons
	Per Ton	Factors			Per Ton	Factors	
	Dollars	Code a/			Dollars	Code a/	
DISTRICT 4 (Cont'd)					6,673.00	000100	30.9
Cabernet Sauvignon (Cont'd)	6,000.00	021200	18.1		6,678.00	000100	19.0
	6,000.00	021500	4.3		6,681.18	017900	34.0
	6,000.00	023400	29.1		6,695.00	000100	66.3
	6,000.00	024500	43.4		6,695.00	025100	14.1
	6,000.00	025100	2.3		6,700.00	000100	67.9
	6,019.65	000100	50.3		6,700.00	021200	44.3
	6,060.00	000100	58.6		6,750.00	017400	8.7
	6,063.75	000100	118.3		6,753.05	000100	27.5
	6,077.53	000100	7.0		6,760.00	000100	55.9
	6,100.00	000100	0.9		6,780.56	000100	26.4
	6,120.00	025100	94.3		6,784.35	000100	10.2
	6,127.80	000100	17.1		6,789.76	000100	18.5
	6,146.13	017600	17.4		6,800.00	000100	295.7
	6,154.56	000100	21.5		6,800.00	013600	5.6
	6,161.00	000100	34.1		6,800.00	021200	10.1
	6,161.15	000100	115.7		6,802.00	000100	82.2
	6,162.93	023400	15.5		6,818.43	000100	12.2
	6,169.57	000100	11.9		6,825.00	000100	10.9
	6,200.00	000100	371.6		6,826.00	000100	0.6
	6,200.00	014500	4.2		6,828.00	000100	22.3
	6,229.13	000100	31.8		6,828.70	000100	12.8
	6,234.05	000100	194.8		6,828.72	000100	172.7
	6,250.00	000100	92.0		6,828.72	017200	5.6
	6,250.00	025100	11.7		6,829.00	000100	3.0
	6,277.02	000100	4.4		6,829.00	024800	41.2
	6,282.00	000100	4.4		6,830.00	000100	153.0
	6,285.00	000100	26.9		6,830.22	000100	90.0
	6,288.52	000100	7.8		6,830.22	020800	507.1
	6,300.00	000100	43.1		6,835.50	013600	33.0
	6,325.00	025100	102.9		6,836.00	000100	42.9
	6,350.00	000100	6.5		6,836.40	000100	12.3
	6,361.00	000100	95.9		6,836.40	021500	9.1
	6,363.00	000100	33.0		6,837.90	000100	5.4
	6,366.94	000100	17.8		6,837.90	020800	134.8
	6,381.42	000100	25.1		6,837.90	023400	105.3
	6,397.00	000100	20.0		6,840.00	000100	21.2
	6,397.45	000100	2.6		6,845.00	000100	165.3
	6,400.00	000100	54.3		6,845.00	024500	17.3
	6,400.00	023400	50.0		6,845.00	024800	3.4
	6,400.00	025100	19.5		6,845.72	000100	1,002.8
	6,405.00	000100	43.0		6,845.72	024500	28.4
	6,420.00	000100	120.1		6,845.73	000100	4.6
	6,427.27	000100	0.2		6,845.93	000100	10.3
	6,428.72	021500	7.3		6,846.00	000100	1.7
	6,434.19	000100	30.6		6,849.00	000100	9.9
	6,449.63	023400	24.8		6,849.05	000100	120.2
	6,450.00	000100	13.0		6,849.05	002300	4.7
	6,480.00	000100	14.0		6,849.05	011500	74.8
	6,485.69	000100	42.6		6,849.05	013600	60.1
	6,487.55	000100	4.8		6,849.05	019300	14.0
	6,489.00	000100	25.5		6,849.05	021000	24.0
	6,493.00	000100	26.5		6,849.05	023200	44.0
	6,494.58	000100	71.2		6,849.05	023400	45.1
	6,500.00	000100	1,000.8		6,849.05	024800	21.2
	6,500.00	002600	8.1		6,849.05	029800	6.2
	6,500.00	002900	100.3		6,850.00	000100	103.7
	6,500.00	011600	14.0		6,850.00	013600	9.8
	6,500.00	014100	4.0		6,850.00	021000	105.3
	6,500.00	020800	4.2		6,864.00	000100	17.7
	6,500.00	021500	38.4		6,866.89	023400	19.8
	6,500.00	023400	38.0		6,875.00	025100	114.4
	6,506.60	013600	63.9		6,881.00	000100	5.1
	6,510.00	000100	207.1		6,886.00	000100	0.5
	6,562.50	000100	89.4		6,900.00	000100	541.2
	6,600.00	000100	1,283.2		6,917.37	000100	8.8
	6,600.00	013800	0.5		6,926.00	000100	12.1
	6,600.00	021100	26.4		6,943.00	000100	2.2
	6,602.95	000100	41.6		6,950.00	000100	79.3
	6,615.00	000100	29.6		6,965.00	000100	12.3
	6,615.00	024500	6.0		6,980.00	000100	16.6
	6,620.00	025100	29.5		7,000.00	000100	916.6
	6,639.68	025100	3.8		7,000.00	014100	5.3

TABLE 8: BASE PRICE PAID TO GROWERS FOR GRAPES CRUSHED AND DELIVERED TO CALIFORNIA PROCESSORS FROM THE 2017 CROP WITH BRIX FACTORS AND PURCHASED TONNAGE, BY TYPE, VARIETY, REPORTING DISTRICT WHERE GROWN, AND WEIGHTED AVERAGE BASE PRICE

District, Type, and Variety	Base Price	Brix	Tons	District, Type, and Variety	Base Price	Brix	Tons
	Per Ton	Factors			Per Ton	Factors	
	Dollars	Code a/			Dollars	Code a/	
DISTRICT 4 (Cont'd)					7,529.50	000100	2.7
Cabernet Sauvignon (Cont'd)	7,000.00	017400	11.5		7,530.00	000100	35.0
	7,000.00	019600	3.9		7,530.00	024800	178.2
	7,000.00	024500	9.8		7,530.00	027600	1.3
	7,000.00	025100	2.0		7,530.28	000100	25.5
	7,001.10	000100	3.2		7,530.29	000100	42.7
	7,016.86	000100	12.0		7,530.29	017600	32.1
	7,030.20	000100	29.5		7,531.00	000100	49.3
	7,046.00	000100	203.4		7,533.96	000100	62.5
	7,051.09	000100	7.4		7,533.96	017400	49.1
	7,056.00	023400	4.1		7,533.96	021300	9.4
	7,100.00	000100	20.6		7,533.96	021500	17.1
	7,103.00	000100	38.8		7,533.96	023100	19.4
	7,123.00	000100	14.0		7,533.96	023400	17.3
	7,140.47	000100	7.6		7,534.00	000100	18.1
	7,150.00	000100	65.8		7,534.00	013800	33.2
	7,166.25	000100	3.1		7,534.00	021200	113.7
	7,166.25	024800	89.6		7,535.00	000100	0.8
	7,171.73	000100	18.5		7,536.79	000100	35.9
	7,176.53	000100	10.9		7,546.00	000100	75.9
	7,179.80	000100	35.3		7,553.70	000100	22.7
	7,187.00	000100	19.9		7,554.60	000100	1.8
	7,188.00	000100	59.8		7,569.00	000100	11.6
	7,188.01	025100	57.7		7,587.00	000100	253.4
	7,191.99	000100	26.7		7,600.00	026900	2.8
	7,200.00	000100	118.3		7,628.29	000100	6.2
	7,200.00	021500	4.1		7,637.57	000100	2.7
	7,222.50	000100	27.9		7,639.19	000100	4.9
	7,223.90	000100	3.2		7,650.00	000100	3.0
	7,231.80	000100	47.0		7,650.00	017600	8.1
	7,238.44	000100	47.0		7,650.00	023400	55.6
	7,250.00	000100	225.0		7,657.69	023400	10.1
	7,250.00	021200	11.6		7,663.73	000100	10.2
	7,256.46	025100	67.7		7,675.06	000100	10.0
	7,258.05	023400	28.5		7,692.11	000100	3.9
	7,293.04	000100	5.4		7,700.00	000100	18.3
	7,300.00	000100	18.8		7,715.00	027600	70.3
	7,354.38	000100	13.2		7,717.50	000100	9.7
	7,359.15	000100	30.9		7,725.00	000100	4.5
	7,370.00	000100	10.9		7,728.08	000100	22.8
	7,376.16	000100	0.9		7,728.08	021000	13.8
	7,393.38	000100	35.1		7,750.00	000100	79.8
	7,405.72	000100	30.5		7,750.00	002600	9.8
	7,407.00	013600	2.7		7,786.00	000100	10.5
	7,413.09	000100	6.4		7,788.25	000100	13.3
	7,427.00	023400	45.5		7,800.00	000100	57.8
	7,461.83	000100	9.2		7,801.62	000100	7.2
	7,465.53	000100	2.8		7,840.76	000100	8.5
	7,480.00	021500	14.4		7,853.00	000100	7.8
	7,500.00	000100	521.7		7,853.03	021200	5.0
	7,500.00	002600	5.1		7,854.75	000100	15.2
	7,500.00	017200	30.1		7,858.12	000100	10.7
	7,500.00	017900	46.8		7,859.00	000100	24.1
	7,500.00	021000	4.3		7,860.65	000100	56.9
	7,500.00	021200	1.2		7,861.86	017900	82.5
	7,500.00	021800	1.6		7,862.21	000100	11.4
	7,500.00	023400	13.5		7,863.59	000100	96.2
	7,500.00	024500	3.9		7,871.85	000100	30.2
	7,500.00	024800	8.8		7,872.58	000100	19.5
	7,500.00	025100	5.8		7,873.00	000100	3.6
	7,500.00	052015	1.0		7,875.00	000100	30.7
	7,500.81	000100	4.6		7,876.00	000100	29.6
	7,511.59	000100	142.2		7,876.41	000100	92.8
	7,511.90	000100	17.1		7,876.41	023100	9.0
	7,512.00	000100	200.9		7,879.02	000100	9.8
	7,513.00	000100	8.4		7,880.00	021800	26.0
	7,513.24	000100	157.5		7,903.00	000100	9.8
	7,518.70	000100	4.6		7,913.00	025100	1.0
	7,520.04	017900	8.0		7,913.15	000100	3.9
	7,520.04	021500	5.7		7,914.00	000100	13.4
	7,521.69	000100	327.1		7,920.50	000100	7.4
	7,524.92	000100	7.6		7,935.38	000100	8.8
	7,525.00	000100	5.8		7,950.00	017000	7.0

TABLE 8: BASE PRICE PAID TO GROWERS FOR GRAPES CRUSHED AND DELIVERED TO CALIFORNIA PROCESSORS FROM THE 2017 CROP WITH BRIX FACTORS AND PURCHASED TONNAGE, BY TYPE, VARIETY, REPORTING DISTRICT WHERE GROWN, AND WEIGHTED AVERAGE BASE PRICE

District, Type, and Variety	Base Price	Brix	Tons	District, Type, and Variety	Base Price	Brix	Tons
	Per Ton	Factors			Per Ton	Factors	
	Dollars	Code a/			Dollars	Code a/	
DISTRICT 4 (Cont'd)					8,446.00	028840	6.5
Cabernet Sauvignon (Cont'd)	7,990.00	000100	57.3		8,456.48	017900	79.7
	7,998.60	000100	2.8		8,456.63	017900	34.7
	8,000.00	000100	809.7		8,461.90	000100	14.4
	8,000.00	017900	15.9		8,466.00	000100	2.9
	8,000.00	021500	23.0		8,480.00	000100	4.0
	8,000.00	023000	2.8		8,489.50	000100	1.0
	8,000.00	023400	9.6		8,500.00	000100	438.9
	8,000.00	024500	16.2		8,500.00	002300	13.4
	8,000.00	024800	1.2		8,500.00	017400	6.3
	8,000.00	027100	3.0		8,500.00	025400	18.5
	8,000.00	067485	33.3		8,500.00	027600	1.4
	8,010.60	000100	2.9		8,500.00	028100	3.8
	8,034.00	000100	20.3		8,505.00	017900	8.7
	8,041.80	000100	11.0		8,508.55	021500	4.9
	8,050.00	000100	142.7		8,511.00	000100	14.1
	8,074.74	000100	1.7		8,518.00	000100	9.9
	8,088.00	000100	9.8		8,525.00	002200	24.6
	8,098.00	000100	4.5		8,532.79	000100	19.4
	8,100.00	000100	93.3		8,535.90	000100	8.9
	8,100.00	017400	5.6		8,537.78	000100	298.4
	8,103.38	000100	29.5		8,542.60	000100	28.6
	8,111.88	000100	23.7		8,545.00	000100	9.6
	8,114.92	000100	4.2		8,545.50	017900	270.5
	8,114.93	000100	3.9		8,545.50	021500	8.1
	8,117.56	000100	4.8		8,557.00	000100	13.7
	8,120.00	000100	9.5		8,557.00	021500	6.6
	8,123.43	000100	15.2		8,557.15	000100	53.3
	8,149.41	000100	6.7		8,561.30	000100	10.0
	8,150.00	000100	29.5		8,561.31	000100	15.1
	8,152.70	000100	16.0		8,561.31	002200	9.5
	8,158.28	000100	7.9		8,583.00	000100	14.1
	8,174.71	000100	69.1		8,585.00	000100	9.9
	8,183.91	000100	12.6		8,600.00	000100	20.6
	8,194.00	000100	8.8		8,600.26	000100	64.8
	8,196.00	000100	5.0		8,601.25	021500	3.6
	8,196.26	000100	58.9		8,640.00	000100	15.9
	8,196.26	025100	21.2		8,649.94	000100	19.8
	8,196.26	029300	3.6		8,650.00	000100	19.9
	8,200.00	000100	29.9		8,654.25	000100	18.2
	8,202.85	000100	59.4		8,661.71	000100	47.6
	8,203.68	017900	16.9		8,667.00	000100	3.3
	8,203.68	021500	35.3		8,670.57	000100	10.2
	8,205.45	000100	25.4		8,678.43	000100	422.5
	8,205.48	000100	51.5		8,679.01	000100	8.1
	8,210.00	021600	31.7		8,682.19	000100	14.7
	8,214.00	000100	6.2		8,692.75	000100	3.2
	8,214.86	000100	74.4		8,700.00	000100	19.1
	8,215.00	000100	29.3		8,702.00	000100	220.9
	8,215.00	014500	4.3		8,711.00	000100	6.9
	8,218.86	000100	287.9		8,719.31	000100	31.5
	8,218.86	023400	47.3		8,722.85	000100	3.6
	8,230.00	000100	3.7		8,736.59	000100	6.8
	8,236.25	000100	17.3		8,741.61	000100	12.8
	8,243.71	021000	5.9		8,750.00	000100	53.2
	8,250.00	000100	63.0		8,750.00	021500	3.9
	8,257.84	021500	10.2		8,757.00	014400	14.4
	8,266.00	000100	57.8		8,759.52	000100	45.3
	8,275.00	024500	16.2		8,765.00	000100	12.8
	8,300.00	000100	40.0		8,794.14	000100	10.8
	8,300.00	023400	16.5		8,800.00	000100	19.0
	8,311.47	000100	22.6		8,800.00	013800	3.6
	8,340.00	000100	74.3		8,835.27	000100	32.7
	8,349.08	000100	16.4		8,836.40	000100	4.7
	8,350.00	000100	2.1		8,855.22	000100	15.8
	8,353.00	000100	1.5		8,877.00	000100	9.1
	8,353.00	025100	3.4		8,879.29	000100	42.6
	8,375.38	000100	34.8		8,881.47	000100	38.6
	8,376.51	000100	21.4		8,882.09	000100	14.5
	8,399.33	000100	9.3		8,882.62	000100	13.9
	8,400.00	000100	10.0		8,888.00	025400	3.0
	8,424.29	000100	20.0		8,889.27	000100	3.3
	8,446.00	023000	2.7		8,899.00	000100	7.8

TABLE 8: BASE PRICE PAID TO GROWERS FOR GRAPES CRUSHED AND DELIVERED TO CALIFORNIA PROCESSORS FROM THE 2017 CROP WITH BRIX FACTORS AND PURCHASED TONNAGE, BY TYPE, VARIETY, REPORTING DISTRICT WHERE GROWN, AND WEIGHTED AVERAGE BASE PRICE

District, Type, and Variety	Base Price	Brix	Tons	District, Type, and Variety	Base Price	Brix	Tons
	Per Ton	Factors			Per Ton	Factors	
	Dollars	Code a/			Dollars	Code a/	
DISTRICT 4 (Cont'd)					9,669.60	000100	7.4
Cabernet Sauvignon (Cont'd)	8,899.44	000100	17.0		9,684.00	000100	4.7
	8,900.00	017400	7.4		9,690.00	000100	11.3
	8,900.00	017900	2.8		9,717.00	000100	2.3
	8,900.00	025400	5.6		9,750.00	000100	11.1
	8,901.10	000100	2.4		9,752.42	000100	37.5
	8,903.70	000100	6.8		9,785.00	000100	186.0
	8,925.00	000100	8.8		9,800.00	000100	13.7
	8,926.65	000100	8.9		9,800.00	023400	7.7
	8,986.00	000100	11.8		9,801.00	000100	17.6
	8,994.61	000100	4.4		9,833.00	000100	6.1
	9,000.00	000100	699.3		9,844.61	000100	5.5
	9,000.00	013600	37.5		9,872.91	000100	3.3
	9,000.00	014400	9.8		9,872.91	060905	1.1
	9,000.00	021200	30.9		9,900.00	000100	3.8
	9,000.00	021500	2.9		9,903.82	000100	3.4
	9,000.00	021800	0.8		9,930.00	000100	8.7
	9,000.00	023400	23.9		9,931.12	000100	32.3
	9,000.00	025000	9.0		9,970.00	000100	14.5
	9,000.00	025100	2.1		10,000.00	000100	620.6
	9,000.00	025400	24.5		10,000.00	014000	3.4
	9,000.00	067485	4.1		10,000.00	017000	7.7
	9,000.00	070450	6.1		10,000.00	017400	3.6
	9,017.65	000100	4.4		10,000.00	021000	1.6
	9,020.27	021000	5.7		10,000.00	021200	45.7
	9,050.00	000100	18.8		10,000.00	021500	13.3
	9,061.22	000100	14.4		10,000.00	021600	38.7
	9,075.00	000100	11.0		10,000.00	023400	27.3
	9,084.19	017600	87.7		10,000.00	024500	15.8
	9,084.19	021000	74.0		10,000.00	029125	7.0
	9,095.00	000100	21.9		10,000.00	070657	5.0
	9,100.00	000100	12.3		10,132.53	023400	17.4
	9,104.81	000100	14.0		10,185.01	000100	17.6
	9,107.00	000100	63.8		10,192.00	000100	6.6
	9,136.84	000100	5.3		10,200.00	000100	5.4
	9,154.98	000100	12.7		10,245.33	000100	20.0
	9,176.46	000100	22.2		10,245.33	024500	28.2
	9,180.00	000100	6.0		10,245.33	025100	3.0
	9,181.72	000100	5.4		10,250.00	000100	10.8
	9,206.92	000100	13.2		10,265.50	017400	8.9
	9,220.80	000100	84.2		10,268.58	000100	1.7
	9,229.14	000100	11.2		10,300.00	000100	4.1
	9,229.14	017900	18.7		10,300.00	014100	3.7
	9,250.00	000100	43.8		10,322.70	000100	6.0
	9,250.00	021200	3.6		10,329.90	000100	10.0
	9,250.00	021500	4.1		10,350.00	025100	6.4
	9,276.02	000100	6.2		10,400.00	000100	14.0
	9,287.00	029300	1.8		10,473.75	000100	6.0
	9,290.16	000100	1.5		10,500.00	000100	70.3
	9,300.00	000100	8.0		10,518.54	000100	18.4
	9,360.00	000100	10.1		10,522.55	000100	6.4
	9,400.00	000100	23.6		10,529.55	000100	49.2
	9,422.00	025100	5.8		10,557.50	021200	7.6
	9,432.00	000100	15.0		10,600.00	000100	12.3
	9,432.78	000100	30.2		10,732.00	000100	1.7
	9,433.00	029150	9.3		10,800.00	021500	3.8
	9,450.00	000100	5.5		10,800.00	025400	9.0
	9,485.00	000100	5.0		10,858.00	023000	7.0
	9,500.00	000100	172.8		10,860.00	000100	1.4
	9,500.00	021500	12.1		10,875.00	000100	13.8
	9,500.00	024800	7.3		10,893.01	000100	29.5
	9,500.00	025100	5.0		10,900.00	000100	226.1
	9,508.22	000100	42.6		10,900.00	021200	42.4
	9,509.40	000100	2.5		10,900.00	021800	8.7
	9,529.02	000100	36.1		10,900.00	027560	18.8
	9,540.00	000100	7.1		10,902.00	000100	5.2
	9,570.96	000100	13.0		10,928.35	000100	4.3
	9,572.12	017900	12.0		10,949.90	017400	5.8
	9,583.31	000100	29.3		11,000.00	000100	275.9
	9,584.00	000100	0.9		11,000.00	021000	6.6
	9,584.01	000100	5.7		11,000.00	021800	0.9
	9,588.67	000100	29.7		11,000.00	023400	3.0
	9,600.00	000100	14.1		11,000.00	025400	6.4

TABLE 8: BASE PRICE PAID TO GROWERS FOR GRAPES CRUSHED AND DELIVERED TO CALIFORNIA PROCESSORS FROM THE 2017 CROP WITH BRIX FACTORS AND PURCHASED TONNAGE, BY TYPE, VARIETY, REPORTING DISTRICT WHERE GROWN, AND WEIGHTED AVERAGE BASE PRICE

District, Type, and Variety	Base Price	Brix	Tons	District, Type, and Variety	Base Price	Brix	Tons
	Per Ton	Factors			Per Ton	Factors	
	Dollars	Code a/			Dollars	Code a/	
DISTRICT 4 (Cont'd)					14,000.00	000100	28.7
Cabernet Sauvignon (Cont'd)	11,000.00	028000	5.6		14,145.73	000100	20.0
	11,025.00	000100	6.8		14,172.00	000100	1.1
	11,025.00	023400	25.2		14,215.26	000100	16.4
	11,100.00	014100	43.8		14,243.51	000100	14.2
	11,190.00	000100	4.5		14,655.24	000100	2.7
	11,200.00	000100	55.5		14,684.97	000100	29.0
	11,200.00	021500	55.8		14,758.00	000100	25.8
	11,225.00	000100	34.3		14,844.00	000100	23.5
	11,290.37	000100	6.3		15,000.00	000100	52.1
	11,300.00	000100	5.1		15,035.98	000100	37.5
	11,306.25	000100	18.8		15,488.00	000100	4.3
	11,309.73	000100	29.2		15,649.60	002300	10.3
	11,326.55	024500	8.2		15,817.00	000100	1.7
	11,434.00	000100	11.7		15,831.68	000100	44.4
	11,486.95	000100	5.8		16,000.00	000100	11.0
	11,500.00	000100	44.6		16,131.00	000100	1.8
	11,500.00	028000	7.3		16,380.00	000100	2.5
	11,509.00	000100	29.6		16,487.53	000100	7.3
	11,529.83	000100	1.1		16,500.00	000100	3.5
	11,611.37	000100	3.3		16,500.00	016335	6.0
	11,639.91	000100	4.4		16,502.00	000100	4.1
	11,700.00	000100	10.4		16,644.92	000100	9.2
	11,870.50	000100	13.9		16,832.00	000100	16.9
	11,883.12	000100	5.5		17,204.00	000100	15.0
	11,900.00	021500	10.1		17,235.51	000100	19.2
	11,939.63	000100	8.2		17,250.00	025100	6.6
	11,950.26	000100	3.0		17,500.00	000100	72.0
	11,952.00	000100	28.3		17,500.00	023000	2.3
	11,952.30	025400	8.4		17,666.00	000100	120.7
	11,952.89	000100	15.7		17,945.62	000100	3.3
	11,963.70	023500	16.5		18,000.00	000100	23.6
	11,981.33	000100	43.4		18,345.00	000100	25.5
	12,000.00	000100	286.1		18,534.00	000100	5.7
	12,000.00	021000	5.7		18,750.00	000100	12.6
	12,000.00	021200	5.5		18,939.00	000100	4.4
	12,000.00	021500	3.0		18,985.98	000100	9.3
	12,000.00	025400	18.9		20,000.00	000100	5.6
	12,041.00	000100	2.2		20,250.00	000100	5.1
	12,050.21	000100	4.8		20,404.52	000100	24.4
	12,098.46	000100	5.3		21,041.25	000100	20.0
	12,100.00	000100	2.2		21,071.47	000100	9.9
	12,488.00	000100	3.1		21,489.73	000100	10.5
	12,500.00	000100	158.2		21,500.00	000100	5.8
	12,500.00	021200	5.5		21,616.00	027800	10.9
	12,500.00	021500	3.3		22,200.00	000100	7.0
	12,500.00	024500	12.4		22,433.92	000100	6.8
	12,500.00	024800	7.0		22,500.00	000100	61.4
	12,500.00	025100	3.3		24,018.31	000100	29.6
	12,500.00	025400	7.3		24,150.00	000100	6.9
	12,518.00	000100	5.5		25,000.00	000100	74.2
	12,600.00	000100	22.8		25,487.26	000100	0.7
	12,702.00	000100	2.6		26,250.00	000100	9.6
	12,840.00	000100	4.3		26,250.00	025100	3.3
	13,000.00	000100	59.0		27,000.00	000100	5.8
	13,000.00	025400	5.3		27,224.11	000100	1.0
	13,010.00	000100	5.2		27,750.00	000100	2.8
	13,118.40	000100	3.1		28,750.00	000100	6.3
	13,125.00	000100	99.9		29,665.49	000100	5.1
	13,145.95	000100	27.7		29,750.00	000100	19.4
	13,200.00	000100	7.2		30,625.00	000100	25.9
	13,285.00	000100	11.1		32,063.07	000100	12.6
	13,430.00	000100	16.1		32,375.00	000100	13.4
	13,460.00	000100	6.6		35,000.00	000100	8.5
	13,463.00	021800	8.8		35,747.66	000100	31.7
	13,478.56	000100	63.9		36,325.68	000100	1.2
	13,498.00	024800	4.9		38,000.00	025400	9.0
	13,500.00	000100	40.7		39,375.00	000100	11.0
	13,500.00	021000	2.8		39,750.00	000100	13.7
	13,557.64	000100	13.3		43,750.00	000100	4.6
	13,600.00	021500	35.3		45,000.00	000100	5.3
	13,691.00	000100	2.2		50,000.00	000100	9.8
	13,730.05	000100	14.8	Wtd. Avg. Base & Total Tons	7,509.22		38,935.2

TABLE 8: BASE PRICE PAID TO GROWERS FOR GRAPES CRUSHED AND DELIVERED TO CALIFORNIA PROCESSORS FROM THE 2017 CROP WITH BRIX FACTORS AND PURCHASED TONNAGE, BY TYPE, VARIETY, REPORTING DISTRICT WHERE GROWN, AND WEIGHTED AVERAGE BASE PRICE

District, Type, and Variety	Base Price	Brix	Tons	District, Type, and Variety	Base Price	Brix	Tons
	Per Ton	Factors			Per Ton	Factors	
	Dollars	Code a/			Dollars	Code a/	
DISTRICT 4 (Cont'd)					2,400.00	000100	4.6
					2,500.00	000100	7.5
Carignane	1,650.00	025100	16.6		2,900.00	000100	3.3
	2,941.11	000100	2.9		3,000.00	000100	2.7
	3,150.00	000100	2.3		3,478.27	000100	6.5
	3,500.00	000100	8.4		3,554.20	017400	3.1
Wtd. Avg. Base & Total Tons	2,402.79		30.2		4,000.00	000100	20.3
					4,000.00	024800	0.8
Carmenere	5,500.00	000100	0.2		4,012.88	000100	14.1
Wtd. Avg. Base & Total Tons	5,500.00		0.2		4,100.00	000100	2.6
					4,106.00	000100	1.8
Charbono	2,625.00	000100	4.7		4,150.00	000100	35.9
	2,700.00	000100	3.0		4,300.00	000100	4.3
	2,900.00	000100	4.2		4,389.55	000100	16.8
	3,000.00	000100	22.3		4,441.05	000100	1.9
	3,185.00	000100	1.8		4,500.00	014100	5.8
	3,185.33	000100	4.5		4,500.00	018000	1.9
	3,186.00	000100	15.8		4,501.56	017400	3.9
	3,194.00	000100	2.0		4,800.00	000100	6.4
	3,500.00	000100	15.1		4,820.98	000100	2.1
	3,858.75	000100	5.6		4,950.00	000100	2.6
	3,875.00	000100	1.9		5,000.00	000100	56.7
	4,000.00	000100	16.7		5,000.00	021800	2.9
	4,200.00	021200	3.5		5,100.00	014100	2.0
	4,200.00	045266	2.5		5,141.08	000100	12.2
	4,480.00	000100	7.1		5,250.00	000100	1.0
Wtd. Avg. Base & Total Tons	3,450.23		110.7		5,250.50	024500	3.0
					5,259.00	000100	64.8
Cinsaut *	4,014.07	000100	0.5		5,297.00	000100	7.0
Wtd. Avg. Base & Total Tons	4,014.07		0.5		5,300.00	000100	1.5
					5,349.21	020800	5.1
Dolcetto	1,800.00	017800	5.1		5,350.00	000100	15.0
	2,000.00	000100	2.0		5,350.50	021500	4.7
	2,750.00	000100	0.7		5,350.50	023400	5.9
Wtd. Avg. Base & Total Tons	1,936.54		7.8		5,350.60	000100	14.4
					5,351.00	000100	9.5
Gamay (Napa) *	2,000.00	000100	12.5		5,351.16	000100	5.3
	2,266.67	000100	12.6		5,351.16	020800	6.5
	2,500.00	000100	3.1		5,353.00	000100	15.9
	2,750.00	000100	5.0		5,353.02	000100	44.7
	3,250.00	000100	3.1		5,353.02	024500	13.6
	3,800.00	000100	8.0		5,368.45	000100	2.6
Wtd. Avg. Base & Total Tons	2,608.01		44.3		5,451.23	000100	0.9
					5,476.64	000100	5.8
Gamay Noir Au Jus Blanc	2,600.00	000100	2.4		5,500.00	000100	0.9
Wtd. Avg. Base & Total Tons	2,600.00		2.4		5,500.00	021200	0.6
					5,507.07	000100	23.5
Grenache *	2,000.00	000100	2.5		5,767.00	000100	9.0
	2,000.00	011300	2.5		5,885.55	000100	2.2
	3,300.00	000100	15.1		5,885.55	023400	20.0
	3,500.00	000100	5.1		5,885.66	000100	0.6
	3,500.00	013800	3.6		5,888.32	000100	6.2
	3,800.00	000100	6.6		5,916.62	021500	0.8
	4,000.00	000100	35.0		5,994.00	000100	2.3
	4,200.00	000100	10.7		6,000.00	000100	9.2
	4,224.83	000100	20.3		6,000.00	017600	8.7
	4,225.00	000100	19.5		6,153.19	000100	3.8
	4,300.00	000100	9.6		6,155.97	000100	8.1
	4,500.00	025100	11.6		6,155.97	028100	9.3
	4,500.00	028100	4.1		6,187.79	000100	1.1
	4,647.31	000100	1.8		6,270.00	000100	7.3
	5,000.00	000100	1.8		6,335.00	000100	7.8
	5,268.70	000100	6.7		6,386.00	000100	3.8
	5,491.70	000100	3.7		6,420.60	000100	15.9
	6,500.00	000100	3.4		6,421.39	000100	3.0
	6,748.56	028100	2.3		6,421.39	025100	1.0
Wtd. Avg. Base & Total Tons	4,165.09		165.9		6,424.00	024500	1.0
					6,468.00	000100	0.6
Lagrein	4,000.00	000100	14.1		6,510.00	000100	2.5
	6,015.63	000100	2.4		6,600.00	000100	1.0
Wtd. Avg. Base & Total Tons	4,293.18		16.5		6,675.50	000100	13.5
					6,683.67	000100	9.4
Malbec	1,850.00	000100	0.8		6,688.95	000100	7.9

TABLE 8: BASE PRICE PAID TO GROWERS FOR GRAPES CRUSHED AND DELIVERED TO CALIFORNIA PROCESSORS FROM THE 2017 CROP WITH BRIX FACTORS AND PURCHASED TONNAGE, BY TYPE, VARIETY, REPORTING DISTRICT WHERE GROWN, AND WEIGHTED AVERAGE BASE PRICE

District, Type, and Variety	Base Price	Brix	Tons	District, Type, and Variety	Base Price	Brix	Tons
	Per Ton	Factors			Per Ton	Factors	
	Dollars	Code a/			Dollars	Code a/	
DISTRICT 4 (Cont'd)					3,067.70	000100	5.8
Malbec (Cont'd)	6,695.00	000100	8.7		3,080.54	000100	14.6
	6,800.00	000100	10.2		3,087.00	000100	37.8
	6,900.00	000100	5.3		3,090.00	000100	91.6
	6,907.33	000100	9.3		3,090.00	025100	38.9
	6,956.00	000100	5.6		3,100.00	000100	86.7
	7,000.00	019200	5.0		3,100.00	021000	32.1
	7,135.00	000100	3.5		3,145.00	000100	8.7
	7,224.00	000100	17.6		3,150.00	000100	117.9
	7,400.00	000100	5.3		3,153.33	000100	45.3
	7,400.00	025400	3.7		3,159.73	000100	1.8
	7,462.18	000100	4.0		3,163.07	000100	53.4
	7,500.00	000100	22.0		3,181.50	000100	108.3
	7,500.00	021200	2.3		3,184.20	000100	42.3
	7,725.00	000100	11.9		3,185.00	000100	6.0
	7,759.00	000100	4.5		3,189.21	000100	9.3
	7,800.00	000100	7.6		3,200.00	000100	65.4
	8,000.00	000100	5.8		3,200.00	025100	4.6
	8,118.55	000100	2.6		3,220.80	000100	18.4
	8,215.00	000100	5.4		3,224.00	000100	9.0
	8,500.00	000100	2.9		3,248.77	000100	77.8
	9,083.33	000100	15.3		3,250.00	000100	33.7
	10,000.00	021200	1.0		3,250.00	021000	19.4
	10,820.56	000100	0.5		3,250.00	025400	6.1
	13,125.00	000100	3.2		3,284.99	000100	59.5
	18,870.00	027800	0.9		3,287.08	000100	2.6
Wtd. Avg. Base & Total Tons	5,726.16		795.8		3,289.17	000100	5.5
					3,292.87	000100	80.1
Merlot	400.00	000100	21.0		3,293.00	000100	56.1
	555.09	000100	592.3		3,293.89	000100	2.3
	1,000.00	000100	2.5		3,293.89	020800	150.9
	1,200.00	000100	23.0		3,293.89	021500	13.2
	1,400.00	000100	44.9		3,295.00	000100	28.2
	1,850.00	000100	2.5		3,296.00	000100	88.4
	1,900.00	000100	29.2		3,300.00	000100	191.1
	2,000.00	000100	23.5		3,318.00	000100	7.5
	2,178.79	000100	8.6		3,324.82	000100	11.9
	2,200.00	000100	8.0		3,350.00	000100	38.9
	2,200.00	017800	39.8		3,350.00	019200	8.7
	2,300.00	000100	101.7		3,350.00	021000	10.2
	2,300.00	020800	27.6		3,351.79	000100	17.8
	2,300.00	021500	3.2		3,351.99	000100	33.8
	2,369.67	000100	13.7		3,351.99	019000	79.5
	2,400.00	000100	38.0		3,351.99	020800	52.9
	2,470.42	013600	40.3		3,351.99	025400	5.0
	2,500.00	000100	61.3		3,352.00	000100	41.4
	2,550.00	000100	1.4		3,352.00	020800	70.1
	2,578.22	000100	126.3		3,352.00	021800	5.3
	2,600.00	000100	8.1		3,376.00	000100	10.5
	2,600.00	011700	16.4		3,381.97	000100	17.5
	2,650.00	000100	72.3		3,391.66	000100	18.7
	2,652.25	000100	13.1		3,400.00	000100	69.8
	2,673.15	017600	22.3		3,403.00	000100	98.1
	2,700.00	000100	35.0		3,417.75	000100	20.4
	2,700.00	014100	122.8		3,424.00	000100	89.9
	2,750.00	000100	148.3		3,459.00	000100	19.3
	2,800.00	000100	180.4		3,460.00	000100	22.2
	2,813.51	000100	19.5		3,479.29	000100	54.1
	2,835.00	024800	90.8		3,490.44	025100	6.7
	2,850.00	000100	26.1		3,492.87	000100	95.0
	2,900.00	000100	40.3		3,500.00	000100	160.5
	2,900.00	017400	1.5		3,500.00	013400	1.3
	2,968.00	000100	8.7		3,500.00	013600	13.7
	2,970.52	021200	3.0		3,500.00	021000	2.9
	2,976.75	000100	45.0		3,500.00	021200	7.6
	3,000.00	000100	323.3		3,500.00	021500	7.4
	3,000.00	004050	2.0		3,573.00	000100	2.9
	3,000.00	011700	6.9		3,589.23	000100	13.8
	3,000.00	013800	24.4		3,600.00	000100	160.6
	3,000.00	017600	37.9		3,600.00	021200	36.6
	3,000.00	021500	10.2		3,601.79	000100	18.0
	3,000.00	024500	27.3		3,622.00	000100	20.3
	3,062.37	000100	7.8		3,622.00	024800	176.6

TABLE 8: BASE PRICE PAID TO GROWERS FOR GRAPES CRUSHED AND DELIVERED TO CALIFORNIA PROCESSORS FROM THE 2017 CROP WITH BRIX FACTORS AND PURCHASED TONNAGE, BY TYPE, VARIETY, REPORTING DISTRICT WHERE GROWN, AND WEIGHTED AVERAGE BASE PRICE

District, Type, and Variety	Base Price	Brix	Tons	District, Type, and Variety	Base Price	Brix	Tons
	Per Ton	Factors			Per Ton	Factors	
	Dollars	Code a/			Dollars	Code a/	
DISTRICT 4 (Cont'd)					4,500.00	017400	10.0
Merlot (Cont'd)	3,622.16	000100	25.0		4,500.00	023400	11.4
	3,622.16	017600	12.8		4,502.04	020800	17.8
	3,646.52	025100	6.4		4,553.97	017400	29.3
	3,650.00	000100	5.4		4,600.00	000100	4.4
	3,675.00	000100	249.4		4,600.00	024800	3.8
	3,680.00	000100	4.7		4,635.00	000100	6.0
	3,686.97	017400	13.9		4,672.00	000100	4.0
	3,687.19	017000	4.2		4,700.00	000100	8.9
	3,696.88	000100	39.2		4,726.31	000100	4.2
	3,700.00	000100	47.7		4,729.13	000100	14.7
	3,700.00	011600	5.0		4,740.00	000100	6.2
	3,724.06	000100	8.8		4,750.00	000100	5.2
	3,734.21	000100	14.0		4,770.00	000100	14.9
	3,756.90	000100	5.0		4,800.00	000100	1.3
	3,756.90	060905	5.7		4,845.39	000100	7.1
	3,762.00	000100	9.1		4,944.00	000100	5.5
	3,780.00	002600	7.3		4,950.00	000100	1.4
	3,786.80	000100	95.0		4,990.47	000100	16.9
	3,787.97	023400	23.2		5,000.00	000100	125.3
	3,790.00	000100	11.1		5,000.00	017400	1.0
	3,800.00	000100	37.8		5,000.00	021500	2.1
	3,820.16	000100	15.1		5,055.77	000100	9.9
	3,824.54	000100	10.8		5,174.00	000100	14.0
	3,848.41	000100	4.7		5,174.00	002200	3.5
	3,853.00	000100	12.0		5,194.31	000100	11.9
	3,854.56	002200	3.5		5,250.00	000100	3.3
	3,854.79	000100	28.6		5,263.00	000100	3.6
	3,858.00	000100	18.2		5,283.00	000100	20.7
	3,858.00	023400	23.1		5,300.00	000100	22.5
	3,858.75	000100	5.9		5,363.17	000100	2.1
	3,862.00	000100	43.8		5,380.28	000100	7.2
	3,872.50	000100	4.6		5,435.00	000100	6.8
	3,917.00	000100	72.8		5,464.00	000100	3.7
	3,918.59	000100	12.7		5,500.00	000100	22.6
	3,926.87	000100	16.2		5,506.23	000100	16.6
	3,936.00	000100	4.7		5,507.07	000100	49.2
	3,950.00	000100	10.9		5,554.33	000100	1.8
	3,950.00	027600	3.6		5,556.12	000100	6.6
	3,952.67	000100	25.6		5,600.00	025400	3.3
	3,982.18	000100	30.7		5,665.00	000100	8.4
	4,000.00	000100	135.8		5,750.00	000100	4.0
	4,000.00	017000	5.0		5,790.48	000100	9.3
	4,000.00	017200	8.8		5,835.00	000100	7.4
	4,000.00	017400	5.9		5,920.00	000100	2.2
	4,000.00	021200	2.2		5,966.30	000100	3.9
	4,000.00	021500	10.8		6,000.00	000100	26.9
	4,000.00	024800	4.2		6,158.00	000100	6.1
	4,000.00	025100	1.9		6,250.00	000100	12.0
	4,022.00	027600	32.3		6,309.00	000100	6.3
	4,022.15	000100	19.5		6,331.50	000100	1.0
	4,022.39	000100	9.7		6,452.07	000100	33.4
	4,105.88	024500	47.5		6,500.00	000100	9.2
	4,116.09	000100	16.7		6,750.00	000100	5.7
	4,117.36	000100	3.6		6,828.72	000100	4.2
	4,125.00	000100	21.7		6,959.00	000100	28.0
	4,189.74	017400	23.3		6,964.60	000100	1.5
	4,189.99	000100	31.9		7,000.00	000100	0.2
	4,190.00	000100	45.6		7,250.00	000100	7.4
	4,200.00	000100	6.3		7,500.00	000100	7.4
	4,220.00	070513	15.0		7,541.98	000100	74.4
	4,250.00	000100	13.7		8,000.00	000100	8.3
	4,326.00	021200	5.8		8,171.94	000100	12.2
	4,357.59	000100	41.6		8,750.00	000100	1.7
	4,400.00	000100	31.7		9,000.00	000100	2.0
	4,400.00	014100	4.5		9,240.00	021800	11.5
	4,410.00	000100	3.1		9,500.00	000100	6.1
	4,458.15	017600	15.9		10,000.00	000100	1.3
	4,458.15	021000	6.9		10,000.00	021200	1.7
	4,463.00	024800	1.0		10,192.00	000100	1.7
	4,469.00	000100	5.1		11,060.00	000100	2.2
	4,494.02	021500	6.2		12,752.31	000100	0.8
	4,500.00	000100	158.6		13,095.24	000100	1.0

TABLE 8: BASE PRICE PAID TO GROWERS FOR GRAPES CRUSHED AND DELIVERED TO CALIFORNIA PROCESSORS FROM THE 2017 CROP WITH BRIX FACTORS AND PURCHASED TONNAGE, BY TYPE, VARIETY, REPORTING DISTRICT WHERE GROWN, AND WEIGHTED AVERAGE BASE PRICE

District, Type, and Variety	Base Price	Brix	Tons	District, Type, and Variety	Base Price	Brix	Tons
	Per Ton	Factors			Per Ton	Factors	
	Dollars	Code a/			Dollars	Code a/	
DISTRICT 4 (Cont'd)					6,000.00	017000	1.0
Merlot (Cont'd)	13,125.00	000100	1.5		6,000.00	025100	0.4
	15,000.00	000100	1.5		6,008.63	000100	16.5
	16,294.00	000100	5.6		6,023.26	000100	8.7
	17,051.67	000100	3.3		6,024.00	000100	22.3
	19,281.00	000100	2.4		6,024.29	000100	9.2
	20,400.00	027800	3.0		6,024.29	020800	4.1
	22,106.00	027800	1.4		6,025.00	000100	20.6
Wtd. Avg. Base & Total Tons	3,387.39		8,201.2		6,025.40	021500	6.4
					6,026.42	020800	3.9
Meunier *	1,783.02	006650	159.8		6,028.67	000100	10.1
	2,000.00	000100	3.0		6,053.25	000100	30.0
	2,300.00	006650	84.7		6,120.00	000100	3.1
	2,450.00	000100	9.8		6,168.00	000100	30.0
Wtd. Avg. Base & Total Tons	1,981.14		257.3		6,168.23	000100	57.6
					6,200.00	000100	5.2
Montepulciano	2,000.00	000100	2.0		6,500.00	000100	10.0
Wtd. Avg. Base & Total Tons	2,000.00		2.0		6,500.00	021200	4.4
					6,500.00	023400	11.3
Mourvedre *	3,000.00	000100	15.7		6,500.00	025100	4.1
	3,227.52	000100	0.3		6,600.00	000100	1.2
	3,228.00	000100	0.6		6,625.00	000100	2.5
	3,591.78	000100	3.4		6,625.59	000100	0.2
	4,537.57	000100	2.1		6,626.00	017600	7.1
Wtd. Avg. Base & Total Tons	3,246.43		22.1		6,627.94	017600	1.9
					6,750.00	000100	21.7
Nebbiolo	2,794.19	027600	4.0		6,767.00	000100	3.7
Wtd. Avg. Base & Total Tons	2,794.19		4.0		6,785.05	000100	3.3
					6,785.05	024500	16.1
Petit Verdot	1,000.00	000100	1.5		6,785.24	000100	10.3
	2,500.00	000100	84.0		6,850.00	019200	3.2
	2,500.00	017600	1.9		6,927.00	000100	2.2
	2,646.97	000100	3.1		6,943.00	000100	0.4
	3,000.00	000100	34.7		6,980.00	000100	6.3
	3,200.00	000100	11.6		7,000.00	000100	28.3
	3,500.00	014000	3.3		7,000.00	025100	0.5
	3,580.00	000100	7.0		7,015.00	000100	3.7
	3,600.00	000100	0.5		7,093.46	000100	9.3
	4,000.00	000100	23.0		7,100.00	014100	5.2
	4,200.00	000100	2.3		7,188.00	000100	5.3
	4,200.00	026900	21.6		7,228.00	000100	2.0
	4,222.00	000100	0.2		7,229.15	000100	0.8
	4,337.34	000100	4.3		7,229.15	025100	0.4
	4,500.00	023400	4.0		7,250.00	000100	8.4
	4,500.00	024500	4.0		7,380.00	000100	10.2
	4,700.00	000100	12.1		7,400.00	000100	11.3
	4,950.00	000100	1.1		7,400.00	017000	3.5
	5,000.00	000100	9.8		7,401.88	000100	4.5
	5,200.00	000100	15.7		7,402.00	000100	8.6
	5,229.96	000100	0.9		7,402.08	000100	8.6
	5,259.00	000100	71.9		7,462.18	000100	3.3
	5,300.00	000100	0.8		7,500.00	000100	31.5
	5,300.95	000100	2.8		7,500.00	025400	2.8
	5,304.00	000100	8.4		7,530.36	000100	18.6
	5,400.00	000100	4.5		7,561.47	000100	4.1
	5,500.00	000100	5.1		7,578.00	002200	2.6
	5,500.00	024800	2.3		7,585.00	000100	0.9
	5,535.63	000100	2.0		7,585.05	000100	0.8
	5,555.00	000100	4.6		7,587.00	000100	23.5
	5,600.00	000100	2.9		7,700.00	000100	3.4
	5,623.26	021500	0.6		7,710.28	000100	4.0
	5,700.00	000100	0.8		7,711.09	000100	10.8
	5,722.09	000100	4.3		7,725.00	000100	4.3
	5,724.13	000100	16.8		7,744.43	000100	3.0
	5,725.00	000100	7.0		7,800.00	000100	2.3
	5,730.00	000100	3.2		7,852.94	000100	2.7
	5,733.00	000100	27.2		7,860.65	000100	0.9
	5,765.00	000100	7.5		7,914.34	000100	6.4
	5,800.00	000100	21.0		7,959.63	000100	1.0
	5,846.53	000100	5.5		8,000.00	000100	13.4
	5,950.00	000100	2.2		8,000.00	021500	0.8
	5,963.00	000100	0.3		8,012.31	021000	2.6
	6,000.00	000100	85.1		8,032.00	000100	4.1

TABLE 8: BASE PRICE PAID TO GROWERS FOR GRAPES CRUSHED AND DELIVERED TO CALIFORNIA PROCESSORS FROM THE 2017 CROP WITH BRIX FACTORS AND PURCHASED TONNAGE, BY TYPE, VARIETY, REPORTING DISTRICT WHERE GROWN, AND WEIGHTED AVERAGE BASE PRICE

District, Type, and Variety	Base Price	Brix	Tons	District, Type, and Variety	Base Price	Brix	Tons
	Per Ton	Factors			Per Ton	Factors	
	Dollars	Code a/			Dollars	Code a/	
DISTRICT 4 (Cont'd)					3,540.00	000100	35.2
Petit Verdot (Cont'd)	8,191.00	000100	1.7		3,550.00	023400	26.9
	8,300.00	000100	3.0		3,576.00	000100	4.3
	8,400.00	000100	1.7		3,576.70	000100	10.8
	8,493.98	000100	4.1		3,576.72	000100	7.2
	8,500.00	000100	1.4		3,579.00	000100	4.6
	8,500.00	028100	1.8		3,579.00	017400	7.0
	8,750.00	000100	3.7		3,579.37	000100	2.6
	8,795.00	000100	2.4		3,586.24	000100	2.2
	9,000.00	000100	12.0		3,591.78	000100	4.0
	9,000.00	021200	1.6		3,591.78	020400	35.7
	9,100.00	000100	0.2		3,591.78	023400	59.0
	9,276.02	000100	3.7		3,591.78	024500	7.0
	9,485.00	000100	0.2		3,592.00	000100	10.0
	9,500.00	000100	0.4		3,592.03	000100	39.6
	9,881.00	000100	7.8		3,595.00	000100	42.2
	10,000.00	027600	0.9		3,596.20	023400	8.6
	10,192.00	000100	1.2		3,600.00	000100	121.7
	11,000.00	000100	1.8		3,600.00	017200	10.0
	12,000.00	000100	8.4		3,700.00	000100	14.2
	12,500.00	000100	6.4		3,720.65	000100	0.9
	12,568.71	000100	1.1		3,733.45	000100	9.5
	12,600.00	000100	0.9		3,734.39	021000	6.1
	12,863.00	000100	3.3		3,755.56	000100	6.1
	13,000.00	000100	1.8		3,758.00	000100	8.6
	13,125.00	000100	1.5		3,771.63	000100	6.0
	13,325.00	000100	34.6		3,787.00	025100	17.8
	13,402.67	000100	1.5		3,792.03	000100	2.3
	13,500.00	000100	1.0		3,792.37	000100	3.3
	14,000.00	000100	1.7		3,800.00	000100	75.1
	15,000.00	000100	0.4		3,800.00	023400	17.5
	15,129.00	000100	2.5		3,850.00	000100	8.8
	17,250.00	027800	1.7		3,850.00	023400	7.2
	17,500.00	000100	2.6		3,850.00	070550	4.5
	18,000.00	000100	1.0		3,872.00	001400	5.4
	19,365.24	000100	2.0		3,880.00	000100	0.5
	20,000.00	000100	0.9		3,927.00	000100	10.3
	20,000.00	024500	1.1		3,927.00	021200	10.4
	21,730.00	000100	2.9		3,934.00	000100	5.1
	25,000.00	000100	2.0		3,934.39	000100	11.5
	33,750.00	000100	2.3		3,937.00	000100	4.3
	34,472.81	000100	0.9		3,950.96	000100	45.7
Wtd. Avg. Base & Total Tons	6,520.22		1,262.9		3,950.96	023400	18.3
					3,952.03	000100	4.5
Petite Sirah	1,000.00	000100	0.3		3,963.00	000100	7.4
	1,200.00	000100	3.0		4,000.00	000100	181.2
	1,500.00	000100	1.7		4,000.00	025100	4.8
	2,000.00	000100	0.5		4,055.00	000100	2.8
	2,326.56	000100	21.0		4,057.40	000100	42.4
	2,520.00	000100	7.2		4,100.00	000100	4.2
	2,553.00	000100	4.4		4,113.00	000100	3.6
	2,575.50	052025	68.7		4,130.83	017400	2.1
	2,758.00	021000	0.7		4,200.00	000100	4.6
	3,000.00	000100	29.9		4,234.00	000100	12.3
	3,000.00	020800	10.4		4,295.00	027600	12.0
	3,000.00	024500	2.5		4,295.24	000100	12.4
	3,100.00	000100	53.1		4,300.00	025100	5.1
	3,130.00	000100	27.3		4,310.14	000100	10.4
	3,200.00	000100	108.7		4,470.00	000100	19.4
	3,200.00	025100	19.4		4,474.21	000100	20.1
	3,206.21	000100	20.9		4,489.73	023400	18.6
	3,250.00	000100	3.8		4,500.00	000100	31.3
	3,300.00	000100	14.4		4,500.00	021300	81.5
	3,366.00	000100	8.2		4,500.00	023400	15.5
	3,400.00	000100	12.1		4,500.00	025300	2.3
	3,401.79	000100	6.9		4,650.00	000100	23.2
	3,410.00	000100	1.7		4,659.13	000100	3.1
	3,472.88	000100	45.3		4,800.00	000100	22.1
	3,500.00	000100	184.0		4,850.00	000100	2.0
	3,500.00	002600	17.7		4,864.00	021200	1.7
	3,500.00	020800	5.2		4,895.45	000100	3.4
	3,500.00	021800	3.2		5,000.00	000100	43.3
	3,528.17	000100	16.0		5,100.00	000100	8.6

TABLE 8: BASE PRICE PAID TO GROWERS FOR GRAPES CRUSHED AND DELIVERED TO CALIFORNIA PROCESSORS FROM THE 2017 CROP WITH BRIX FACTORS AND PURCHASED TONNAGE, BY TYPE, VARIETY, REPORTING DISTRICT WHERE GROWN, AND WEIGHTED AVERAGE BASE PRICE

District, Type, and Variety	Base Price	Brix	Tons	District, Type, and Variety	Base Price	Brix	Tons
	Per Ton	Factors			Per Ton	Factors	
	Dollars	Code a/			Dollars	Code a/	
DISTRICT 4 (Cont'd)					2,786.25	000100	10.9
Petite Sirah (Cont'd)	5,106.00	000100	3.5		2,800.00	000100	119.1
	5,106.66	000100	27.7		2,841.00	000100	7.5
	5,200.00	000100	6.0		2,900.00	000100	63.9
	5,200.00	021500	6.0		2,954.48	000100	18.0
	5,269.03	000100	3.0		2,970.00	000100	9.7
	5,300.00	000100	2.6		2,976.63	000100	19.8
	5,500.00	000100	32.0		2,999.08	000100	51.7
	5,500.00	025100	2.9		3,000.00	000100	176.4
	6,000.00	000100	1.5		3,000.00	024800	10.0
	6,000.00	024500	4.4		3,045.00	000100	22.5
	6,500.00	000100	4.9		3,100.00	000100	7.5
	7,000.00	000100	14.6		3,150.00	000100	20.4
	7,587.00	000100	4.8		3,167.93	000100	35.8
	7,782.26	000100	5.9		3,190.00	000100	446.3
	8,500.00	021200	2.0		3,200.00	000100	78.6
Wtd. Avg. Base & Total Tons	3,832.06		2,163.9		3,200.00	008200	1.3
					3,250.00	000100	9.7
Pinot Noir	600.00	000100	55.0		3,300.00	020800	28.9
	700.00	027500	5.8		3,334.27	000100	11.0
	1,000.00	000100	2.9		3,350.00	000100	30.8
	1,600.00	017800	0.5		3,500.00	000100	37.3
	1,900.00	006650	25.6		3,563.00	000100	7.3
	1,950.00	006650	12.6		3,592.48	000100	6.1
	1,996.39	006650	308.1		3,592.49	000100	6.3
	1,996.80	006650	156.2		3,600.00	000100	183.6
	2,000.00	000100	24.5		3,695.13	000100	12.6
	2,000.00	006650	19.0		3,740.00	000100	7.6
	2,002.96	000100	79.6		3,740.00	024800	5.6
	2,002.96	006650	10.3		3,791.00	000100	22.2
	2,009.92	006650	132.3		3,800.00	000100	37.6
	2,020.55	000100	17.3		3,800.00	024800	1.6
	2,048.00	006650	189.5		3,820.60	000100	37.2
	2,058.51	006650	42.9		3,858.90	025400	144.1
	2,071.78	000100	69.2		4,000.00	000100	21.4
	2,071.78	006650	257.9		4,000.00	021000	1.6
	2,100.00	006650	115.8		4,000.00	024800	9.8
	2,115.09	006650	64.8		4,170.15	000100	12.6
	2,150.00	000100	73.4		4,200.00	000100	12.8
	2,162.75	006650	185.4		4,201.73	000100	6.9
	2,171.98	006650	9.6		4,318.00	000100	2.1
	2,200.00	000100	1.2		4,375.44	000100	118.6
	2,200.00	006650	69.8		4,500.00	000100	24.3
	2,205.33	006650	34.5		4,500.00	021800	0.6
	2,216.09	006650	109.5		4,500.00	024600	5.6
	2,276.08	000100	20.5		4,500.00	024800	1.0
	2,276.80	006650	211.8		4,630.00	000100	23.7
	2,300.00	000100	8.5		4,634.00	000100	26.0
	2,300.00	006650	192.2		4,745.00	022000	15.5
	2,350.00	000100	49.6		4,950.00	000100	4.0
	2,400.00	000100	74.9		5,000.00	000100	13.9
	2,400.00	006650	152.3		5,000.00	024800	5.7
	2,500.00	000100	14.5		5,250.00	000100	13.6
	2,550.00	000100	20.2		5,342.95	000100	16.1
	2,600.00	000100	4.5		5,400.94	000100	10.5
	2,618.83	000100	46.1		5,682.00	000100	14.2
	2,626.37	000100	14.0		5,949.00	000100	64.7
	2,636.56	000100	27.1		6,000.00	021500	2.0
	2,650.00	000100	11.4		6,063.75	000100	10.0
	2,650.00	020800	2.3		6,385.00	000100	21.0
	2,664.00	000100	17.9		6,419.72	000100	4.8
	2,671.83	000100	11.8		6,500.00	000100	11.8
	2,675.00	021200	1.0		6,974.46	000100	4.3
	2,700.00	000100	87.3		7,000.00	020800	3.8
	2,700.00	006500	0.9		7,064.68	000100	3.8
	2,700.00	017800	20.7		7,078.00	000100	5.7
	2,718.00	000100	29.4		7,091.53	000100	3.3
	2,718.29	000100	68.0		8,103.38	000100	14.1
	2,750.00	000100	13.6	Wtd. Avg. Base & Total Tons	2,798.34		5,514.7
	2,778.52	000100	17.4				
	2,778.56	020800	101.8	Pinotage	1,300.00	000100	0.4
	2,779.00	000100	21.2	Wtd. Avg. Base & Total Tons	1,300.00		0.4
	2,779.60	013600	1.9				

TABLE 8: BASE PRICE PAID TO GROWERS FOR GRAPES CRUSHED AND DELIVERED TO CALIFORNIA PROCESSORS FROM THE 2017 CROP WITH BRIX FACTORS AND PURCHASED TONNAGE, BY TYPE, VARIETY, REPORTING DISTRICT WHERE GROWN, AND WEIGHTED AVERAGE BASE PRICE

District, Type, and Variety	Base Price	Brix	Tons	District, Type, and Variety	Base Price	Brix	Tons
	Per Ton	Factors			Per Ton	Factors	
	Dollars	Code a/			Dollars	Code a/	
DISTRICT 4 (Cont'd)					3,250.00	013800	1.2
Primitivo	3,000.00	000100	1.9		3,267.56	000100	25.6
	3,520.89	000100	8.7		3,300.00	000100	6.8
	4,000.00	025100	4.0		3,363.92	024500	34.8
Wtd. Avg. Base & Total Tons	3,584.37		14.6		3,500.00	000100	22.9
					3,500.00	021200	4.7
Refosco *	3,500.00	000100	0.8		3,503.00	014100	38.7
	4,833.33	000100	1.9		3,555.00	000100	2.8
Wtd. Avg. Base & Total Tons	4,438.27		2.7		3,556.98	000100	6.9
					3,569.00	000100	7.7
Sangiovese *	2,000.00	009100	0.5		3,569.21	000100	39.9
	2,000.00	017200	1.4		3,569.50	000100	0.3
	2,200.00	000100	2.1		3,569.50	023400	7.7
	2,500.00	011700	6.3		3,569.50	024500	3.5
	2,800.00	000100	6.5		3,570.00	000100	70.3
	2,958.00	000100	12.3		3,580.00	000100	6.0
	3,000.00	000100	22.4		3,589.50	000100	5.5
	3,000.00	024800	4.7		3,591.75	000100	12.4
	3,097.94	000100	5.4		3,592.00	019600	0.9
	3,100.00	000100	5.4		3,600.00	000100	14.6
	3,101.60	000100	0.4		3,606.00	000100	2.0
	3,200.00	021500	20.0		3,606.29	000100	11.0
	3,352.00	000100	21.8		3,700.00	000100	10.3
	3,352.00	021200	1.7		3,702.86	000100	45.6
	3,352.00	025100	1.0		3,750.00	000100	7.0
	3,360.00	000100	3.2		3,750.00	017600	3.4
	3,366.84	000100	6.4		3,800.00	000100	18.0
	3,426.00	000100	8.1		3,856.38	000100	14.4
	3,461.41	000100	9.9		3,900.00	000100	9.6
	3,462.91	017800	1.5		3,926.14	000100	4.2
	3,500.00	000100	22.9		3,926.14	024800	3.6
	3,900.00	000100	3.2		3,926.45	021300	26.0
	3,978.00	021200	10.9		3,950.00	000100	4.4
	4,000.00	000100	7.0		4,000.00	000100	111.7
	4,100.00	025400	2.6		4,000.00	013400	1.0
	4,200.00	021200	20.3		4,000.00	021500	0.7
	4,290.00	021200	4.1		4,000.00	027600	9.8
	4,300.00	025100	1.2		4,000.00	028100	3.2
	4,500.00	021200	14.4		4,009.83	000100	5.3
	4,500.00	026900	0.1		4,100.00	000100	1.5
	6,500.00	000100	9.5		4,106.00	000100	6.2
	13,000.00	000100	4.8		4,147.35	000100	13.0
Wtd. Avg. Base & Total Tons	3,770.49		242.0		4,148.21	000100	13.2
					4,189.50	000100	6.1
St Laurent	1,000.00	024600	2.0		4,200.00	000100	1.9
Wtd. Avg. Base & Total Tons	1,000.00		2.0		4,200.00	025100	1.8
					4,300.00	000100	9.0
Syrah *	1,800.00	000100	8.6		4,337.97	000100	1.9
	2,000.00	000100	15.9		4,400.67	000100	6.6
	2,000.00	021000	1.3		4,507.86	000100	38.2
	2,185.82	000100	13.7		4,675.32	000100	6.9
	2,200.00	000100	4.6		4,750.00	000100	0.8
	2,415.00	000100	35.4		4,750.00	004270	1.3
	2,500.00	000100	13.7		4,796.37	000100	6.7
	2,677.00	004050	0.8		4,800.00	000100	9.0
	2,700.00	017600	2.0		4,850.00	000100	23.6
	2,700.00	027600	19.6		4,856.25	000100	3.1
	2,800.00	000100	4.9		4,868.49	000100	3.6
	2,900.00	000100	21.1		4,892.00	000100	0.8
	2,912.00	000100	29.0		4,964.15	000100	3.6
	2,987.00	000100	21.0		5,000.00	000100	31.8
	3,000.00	000100	16.5		5,007.28	000100	7.6
	3,000.00	017400	1.6		5,077.60	025400	10.5
	3,000.00	024800	0.9		5,200.00	025400	8.8
	3,015.08	000100	45.2		5,402.44	000100	7.5
	3,047.55	000100	2.4		5,500.00	000100	6.6
	3,050.00	000100	6.2		5,665.00	000100	4.7
	3,099.94	000100	18.9		5,804.32	000100	6.1
	3,100.00	000100	2.7		6,000.00	000100	10.7
	3,120.00	000100	11.8		6,250.00	000100	5.9
	3,160.32	000100	4.8		6,500.00	000100	18.4
	3,200.00	000100	13.1		7,500.00	000100	1.6
	3,250.00	000100	3.7	Wtd. Avg. Base & Total Tons	3,738.43		1,202.8

TABLE 8: BASE PRICE PAID TO GROWERS FOR GRAPES CRUSHED AND DELIVERED TO CALIFORNIA PROCESSORS FROM THE 2017 CROP WITH BRIX FACTORS AND PURCHASED TONNAGE, BY TYPE, VARIETY, REPORTING DISTRICT WHERE GROWN, AND WEIGHTED AVERAGE BASE PRICE

District, Type, and Variety	Base Price	Brix	Tons	District, Type, and Variety	Base Price	Brix	Tons
	Per Ton	Factors			Per Ton	Factors	
	Dollars	Code a/			Dollars	Code a/	
DISTRICT 4 (Cont'd)					3,750.00	000100	14.7
					3,800.00	000100	54.5
Tannat	3,500.00	000100	5.3		3,850.00	000100	12.9
Wtd. Avg. Base & Total Tons	3,500.00		5.3		3,872.96	000100	10.8
					3,897.08	000100	9.4
Tempranillo *	3,500.00	000100	6.9		3,900.00	000100	3.3
	3,500.00	024800	5.5		3,900.00	025100	5.6
	4,000.00	000100	3.6		3,911.00	000100	11.9
	4,000.00	025100	2.1		4,000.00	000100	210.0
	4,058.00	000100	7.9		4,000.00	025100	18.8
	4,148.00	000100	3.6		4,100.00	000100	87.3
	4,200.00	000100	3.7		4,100.00	025100	1.0
	4,465.81	000100	4.1		4,148.08	000100	2.7
	4,500.00	000100	10.0		4,150.00	025100	17.0
	5,303.67	025400	8.0		4,155.00	025100	4.1
Wtd. Avg. Base & Total Tons	4,232.31		55.4		4,200.00	000100	27.7
					4,200.00	025100	18.1
Touriga Nacional *	3,500.00	000100	7.0		4,225.00	000100	4.0
	3,500.00	021200	1.8		4,225.07	000100	5.3
Wtd. Avg. Base & Total Tons	3,500.00		8.8		4,251.36	000100	7.7
					4,300.00	000100	10.2
Zinfandel	300.00	011700	7.6		4,300.00	025100	23.9
	1,000.00	000100	2.5		4,403.84	000100	21.1
	1,300.00	017000	31.9		4,437.60	000100	4.8
	1,650.00	000100	43.1		4,500.00	000100	10.7
	2,289.02	000100	2.1		4,500.00	025100	0.6
	2,400.00	004050	2.0		4,500.00	025300	8.7
	2,400.00	018000	5.6		4,537.57	000100	14.3
	2,400.00	024800	0.1		4,750.00	000100	9.0
	2,464.00	000100	161.0		4,800.00	000100	14.5
	2,500.00	000100	15.9		4,856.07	000100	8.4
	2,700.00	000100	13.9		5,000.00	000100	19.3
	2,800.00	000100	2.8		5,040.00	025100	7.7
	2,956.00	000100	13.4		5,180.50	000100	6.0
	3,000.00	000100	59.3		5,194.00	000100	3.8
	3,000.00	020800	62.7		5,200.00	000100	7.2
	3,000.00	025100	2.0		5,370.00	025100	8.3
	3,100.00	000100	68.6		5,400.00	000100	2.9
	3,169.41	000100	56.9		5,500.00	000100	7.9
	3,200.00	000100	82.3		5,500.00	021200	2.3
	3,250.00	000100	5.0		5,500.00	025100	10.3
	3,300.00	000100	69.4		5,562.80	000100	1.1
	3,309.49	000100	8.5		5,875.00	025100	10.5
	3,333.00	000100	0.9		5,990.19	000100	29.0
	3,400.00	000100	15.6		6,267.03	000100	10.1
	3,400.00	025100	2.1		6,500.00	000100	14.9
	3,425.16	000100	63.7		6,761.73	000100	5.5
	3,445.89	000100	17.1		6,828.72	000100	4.9
	3,450.00	000100	71.6		7,272.73	000100	2.0
	3,485.00	000100	10.0		7,273.00	000100	9.7
	3,490.00	000100	30.0		7,367.27	000100	13.4
	3,500.00	000100	135.0	Wtd. Avg. Base & Total Tons	3,623.66		2,542.5
	3,500.00	021500	3.1				
	3,500.00	025100	1.7	Other Red b/	3,500.00	021000	1.7
	3,520.00	014000	1.8		4,000.00	000100	4.1
	3,520.00	018000	2.1		4,000.00	021200	0.7
	3,520.89	000100	21.7		4,500.00	000100	42.2
	3,520.89	020800	17.4		5,007.81	000100	0.6
	3,520.89	027600	23.5		5,500.00	025100	2.5
	3,520.90	000100	5.4		7,587.00	000100	0.4
	3,521.57	000100	23.6	Wtd. Avg. Base & Total Tons	4,498.84		52.2
	3,521.57	020800	150.3				
	3,525.70	000100	17.1	DISTRICT 5			
	3,542.80	000100	119.1	TABLE GRAPES			
	3,543.00	000100	2.1	Other Table b/	1,000.00	020800	3.5
	3,545.00	000100	10.4	Wtd. Avg. Base & Total Tons	1,000.00		3.5
	3,578.92	000100	27.7				
	3,582.80	000100	11.5	WINE GRAPES (WHITE)			
	3,587.53	000100	103.6	Albarino	1,000.00	000100	3.1
	3,600.00	000100	45.2		1,250.00	000100	2.0
	3,700.00	000100	46.6		1,300.00	000100	3.0
	3,719.94	000100	13.2		1,700.00	011100	1.3
	3,749.84	000100	3.0	Wtd. Avg. Base & Total Tons	1,245.74		9.4

TABLE 8: BASE PRICE PAID TO GROWERS FOR GRAPES CRUSHED AND DELIVERED TO CALIFORNIA PROCESSORS FROM THE 2017 CROP WITH BRIX FACTORS AND PURCHASED TONNAGE, BY TYPE, VARIETY, REPORTING DISTRICT WHERE GROWN, AND WEIGHTED AVERAGE BASE PRICE

District, Type, and Variety	Base Price	Brix	Tons	District, Type, and Variety	Base Price	Brix	Tons		
	Per Ton	Factors			Per Ton	Factors			
	Dollars	Code a/			Dollars	Code a/			
DISTRICT 5 (Cont'd)				Wtd. Avg. Base & Total Tons				1,106.80	531.4
Chardonnay *	541.52	000100	138.4	Symphony	270.00	000100	101.4		
	575.00	000100	282.6	Wtd. Avg. Base & Total Tons	270.00		101.4		
	600.00	013600	210.0						
	620.00	000100	149.6	Verdelho	1,000.00	000100	2.1		
	650.00	000100	426.0		1,100.00	000100	7.2		
	700.00	000100	684.0		1,250.00	000100	3.0		
	1,100.00	000100	373.9	Wtd. Avg. Base & Total Tons	1,119.51		12.3		
	1,200.00	000100	269.4						
	1,200.00	015900	116.0	Viognier	450.00	070453	83.3		
	1,200.00	016000	182.6		650.00	000100	45.5		
	1,200.00	032550	180.4		1,000.00	024800	91.7		
	1,250.00	000100	501.2		1,100.00	000100	3.1		
	1,300.00	000100	2.1		1,250.00	000100	10.6		
	1,300.00	017200	48.8	Wtd. Avg. Base & Total Tons	749.02		234.2		
	1,313.00	000100	65.1						
	1,350.00	000100	22.3	White Riesling *	1,200.00	000100	3.4		
	1,363.50	000100	36.8		1,250.00	000100	2.1		
	1,500.00	000100	6.9		1,367.58	000100	51.0		
	1,500.00	018000	2.6		1,400.00	000100	0.8		
	1,512.32	000100	15.3	Wtd. Avg. Base & Total Tons	1,353.78		57.3		
	1,600.00	000100	1.9						
	2,800.00	000100	5.2	Other White b/	1,200.00	012900	2.3		
	3,000.00	000100	2.7		3,000.00	000100	0.3		
Wtd. Avg. Base & Total Tons	924.53		3,723.8	Wtd. Avg. Base & Total Tons	1,407.69		2.6		
Chenin Blanc	375.00	000100	562.7	WINE GRAPES (RED)					
	475.00	000100	305.2	Barbera	900.00	029050	18.5		
	1,100.00	000100	10.9		1,450.00	000100	6.9		
	1,600.00	000100	11.4		1,500.00	000100	2.5		
Wtd. Avg. Base & Total Tons	433.85		890.2	Wtd. Avg. Base & Total Tons	1,089.78		27.9		
Cortese	900.00	000100	15.8	Cabernet Franc	900.00	029050	19.1		
Wtd. Avg. Base & Total Tons	900.00		15.8		1,704.84	021200	6.2		
Gewurztraminer	300.00	000100	27.8		1,800.00	000100	4.2		
	600.00	000100	689.0		1,850.00	000100	7.5		
	700.00	000100	19.8		1,900.00	000100	20.6		
Wtd. Avg. Base & Total Tons	591.37		736.6	Wtd. Avg. Base & Total Tons	1,925.00	000100	15.9		
					1,618.27		73.5		
Grenache Blanc	1,700.00	000100	4.6	Cabernet Sauvignon	1,400.00	000100	8.3		
Wtd. Avg. Base & Total Tons	1,700.00		4.6		1,500.00	000100	50.6		
					1,700.00	000100	2.5		
Malvasia Bianca	1,000.00	000100	14.1		1,800.00	000100	34.2		
	1,300.00	008100	2.9		1,900.00	000100	211.2		
Wtd. Avg. Base & Total Tons	1,051.18		17.0		1,925.00	000100	173.2		
					1,925.00	018100	33.9		
Muscat Blanc *	1,000.00	000100	7.6		1,950.00	000100	48.8		
	1,300.00	000100	10.4		1,965.65	000100	82.2		
	1,473.86	000100	48.4		1,972.52	017800	11.5		
Wtd. Avg. Base & Total Tons	1,392.39		66.4		1,973.42	000100	41.2		
					2,000.00	000100	4.0		
Pinot Gris *	600.00	000100	506.8		2,020.00	000100	18.6		
	615.00	000100	1,092.7		2,020.00	018100	16.0		
	625.00	010900	132.0		2,020.00	052025	15.3		
	650.00	000100	28.2		2,121.00	000100	44.8		
	700.00	013600	0.7		2,200.00	000100	18.0		
	1,100.00	000100	2.1		2,550.00	000100	4.3		
	1,150.00	024500	35.3		3,000.00	000100	122.6		
	1,200.00	000100	62.0		3,132.85	000100	9.2		
	1,450.00	006650	96.5		4,360.58	000100	13.3		
Wtd. Avg. Base & Total Tons	682.23		1,956.3		7,000.00	000100	10.2		
				Wtd. Avg. Base & Total Tons	2,150.53		973.9		
Sauvignon Blanc	800.00	015700	74.1						
	1,010.00	000100	130.3	Carignane	500.00	000100	10.9		
	1,100.00	000100	63.1		1,500.00	000100	3.0		
	1,162.00	000100	114.8		1,600.00	000100	14.5		
	1,200.00	000100	4.4		2,020.00	000100	14.0		
	1,225.00	000100	22.6	Wtd. Avg. Base & Total Tons	1,448.82		42.4		
	1,300.00	000100	119.0						
	2,000.00	000100	0.7	Charbono	1,200.00	000100	16.5		
	2,250.00	000100	2.4		1,200.00	017400	2.3		

TABLE 8: BASE PRICE PAID TO GROWERS FOR GRAPES CRUSHED AND DELIVERED TO CALIFORNIA PROCESSORS FROM THE 2017 CROP WITH BRIX FACTORS AND PURCHASED TONNAGE, BY TYPE, VARIETY, REPORTING DISTRICT WHERE GROWN, AND WEIGHTED AVERAGE BASE PRICE

District, Type, and Variety	Base Price	Brix	Tons	District, Type, and Variety	Base Price	Brix	Tons
	Per Ton	Factors			Per Ton	Factors	
	Dollars	Code a/			Dollars	Code a/	
DISTRICT 5 (Cont'd)					1,400.00	000100	17.8
Charbono (Cont'd)					1,500.00	000100	30.5
Wtd. Avg. Base & Total Tons	1,200.00		18.8		1,838.00	000100	10.9
Gamay (Napa) *	1,000.00	000100	5.9		1,900.00	000100	17.3
	1,144.00	000100	5.4		1,925.00	000100	8.5
	1,144.04	000100	39.9		2,000.00	000100	12.4
	1,200.00	000100	3.5		2,042.05	000100	44.0
	1,275.00	000100	54.5		2,200.00	000100	1.7
	1,300.00	000100	27.2		2,383.60	000100	21.9
	1,400.00	000100	14.4		2,500.00	000100	20.9
	1,600.00	000100	13.4		2,525.00	000100	7.5
	2,000.00	000100	4.4		2,608.24	000100	11.5
	2,000.00	009500	3.1		2,671.19	000100	18.7
	2,200.00	000100	4.1		2,984.63	000100	88.5
Wtd. Avg. Base & Total Tons	1,321.91		175.8		3,000.00	000100	48.0
				Wtd. Avg. Base & Total Tons	1,608.05		780.5
Graciano	1,200.00	000100	1.2				
	1,300.00	000100	0.4	Pinot Noir	700.00	067425	186.5
Wtd. Avg. Base & Total Tons	1,225.00		1.6		750.00	000100	566.9
					779.52	000100	343.1
Grenache *	1,200.00	000100	0.6		800.00	000100	213.5
	1,400.00	000100	2.1		835.00	000100	251.0
	1,500.00	000100	3.4		850.00	000100	1,110.8
	2,000.00	000100	5.1		900.00	000100	129.8
Wtd. Avg. Base & Total Tons	1,692.86		11.2		950.00	000100	37.4
					1,000.00	000100	1.9
Malbec	1,200.00	000100	8.6		1,300.00	006650	169.2
	1,600.00	000100	7.6		1,350.00	000100	58.2
	1,900.00	000100	24.8		1,450.00	000100	95.5
	2,000.00	000100	0.6		1,450.00	006650	269.4
	3,329.31	000100	13.3		1,500.00	000100	119.5
Wtd. Avg. Base & Total Tons	2,096.17		54.9		1,600.00	000100	220.7
					1,800.00	000100	24.4
Merlot	500.00	014500	6.2		2,300.00	018000	1.6
	900.00	020800	148.9		2,500.00	000100	0.9
	950.00	000100	13.3		3,000.00	000100	3.3
	1,100.00	000100	65.6		5,500.00	000100	2.0
	1,200.00	000100	77.8		5,700.00	000100	6.5
	1,414.00	000100	126.0		6,000.00	000100	2.3
	1,450.00	000100	9.6	Wtd. Avg. Base & Total Tons	991.92		3,814.4
	1,500.00	000100	46.6				
	1,520.00	000100	5.0	Sangiovese *	400.00	000100	11.6
	1,688.84	000100	44.8		1,360.00	000100	5.0
	1,900.00	000100	20.7		1,450.00	000100	9.7
	2,172.75	000100	104.7		1,500.00	000100	2.3
	2,538.58	000100	8.1	Wtd. Avg. Base & Total Tons	1,012.41		28.6
Wtd. Avg. Base & Total Tons	1,399.51		677.3				
				Syrah *	1,200.00	000100	50.9
Montepulciano	225.00	000100	9.9		1,200.00	024800	8.1
Wtd. Avg. Base & Total Tons	225.00		9.9		1,350.00	000100	5.1
					1,414.00	000100	28.6
Mourvedre *	700.00	027600	5.6		1,500.00	000100	3.1
	850.00	000100	41.1		1,565.00	000100	16.0
	998.80	008303	1.5		1,600.00	000100	19.4
	1,500.00	020800	3.0		1,650.00	000100	12.8
	1,850.00	000100	1.9		1,900.00	000100	8.6
	3,000.00	017200	3.3		2,000.00	000100	16.2
	3,500.00	020600	1.7		2,200.00	000100	7.3
Wtd. Avg. Base & Total Tons	1,105.30		58.1	Wtd. Avg. Base & Total Tons	1,503.55		176.1
Petit Verdot	225.00	000100	2.9	Tannat	1,000.00	000100	0.1
	1,000.00	000100	18.4		1,500.00	000100	1.4
	1,500.00	000100	0.5	Wtd. Avg. Base & Total Tons	1,466.67		1.5
	1,900.00	000100	169.2				
	2,050.00	000100	1.7	Tempranillo *	1,000.00	000100	0.3
Wtd. Avg. Base & Total Tons	1,789.14		192.7		1,200.00	000100	2.4
					1,300.00	000100	15.1
Petite Sirah	215.00	000100	24.3		2,000.00	000100	0.7
	875.00	000100	276.6	Wtd. Avg. Base & Total Tons	1,308.65		18.5
	900.00	029125	18.0				
	1,200.00	000100	94.2	Trousseau *	1,500.00	025100	0.3
	1,200.00	021000	7.0		2,200.00	000100	5.0
	1,300.00	000100	0.3	Wtd. Avg. Base & Total Tons	2,160.38		5.3

TABLE 8: BASE PRICE PAID TO GROWERS FOR GRAPES CRUSHED AND DELIVERED TO CALIFORNIA PROCESSORS FROM THE 2017 CROP WITH BRIX FACTORS AND PURCHASED TONNAGE, BY TYPE, VARIETY, REPORTING DISTRICT WHERE GROWN, AND WEIGHTED AVERAGE BASE PRICE

District, Type, and Variety	Base Price	Brix	Tons	District, Type, and Variety	Base Price	Brix	Tons
	Per Ton	Factors			Per Ton	Factors	
	Dollars	Code a/			Dollars	Code a/	
DISTRICT 5 (Cont'd)					3,000.00	010900	8.3
					3,000.00	013100	10.2
Zinfandel	900.00	029050	19.9		3,100.00	013600	2.0
	950.00	000100	79.5		3,809.52	017400	4.2
	950.00	020800	104.5		4,000.00	000100	2.8
	1,100.00	029125	47.6		4,000.00	013100	2.0
	1,500.00	029300	2.6		4,500.00	000100	1.8
	1,800.00	000100	4.7	Wtd. Avg. Base & Total Tons	956.71		3,440.2
	1,900.00	000100	1.8				
	2,000.00	000100	15.4	Fiano	1,500.00	000100	2.1
	2,020.00	000100	19.5	Wtd. Avg. Base & Total Tons	1,500.00		2.1
	2,200.00	000100	12.4				
	3,700.00	000100	2.0	Gewurztraminer	625.00	000100	268.7
Wtd. Avg. Base & Total Tons	1,180.12		309.9	Wtd. Avg. Base & Total Tons	625.00		268.7
DISTRICT 6							
WINE GRAPES (WHITE)							
Chardonnay *	500.00	000100	36.4	Gruner Veltliner	2,000.00	000100	4.7
	575.00	000100	580.8	Wtd. Avg. Base & Total Tons	2,000.00		4.7
	585.00	000100	230.5				
	585.00	013800	434.3	Malvasia Bianca	650.00	000100	5.7
	600.00	000100	91.9		800.00	000100	12.7
	700.00	000100	1.5		1,000.00	000100	10.1
	725.00	007600	280.8		1,200.00	000100	5.2
	750.00	000100	5.5	Wtd. Avg. Base & Total Tons	1,850.00	009100	3.1
	800.00	000100	26.4		976.63		36.8
	860.00	000100	0.3	Muscat Blanc *	450.00	000100	31.5
	1,000.00	000100	542.6		850.00	000100	6.9
	1,074.09	000100	47.2	Wtd. Avg. Base & Total Tons	521.88		38.4
	1,100.00	000100	241.8				
	1,100.00	020600	3.0	Palomino *	2,000.00	000100	21.2
	1,200.00	000100	327.5	Wtd. Avg. Base & Total Tons	2,000.00		21.2
	1,250.00	048600	14.8				
	1,300.00	013900	354.3	Pinot Gris *	600.00	000100	588.3
	1,400.00	013600	10.5		725.00	007600	197.6
	1,443.00	000100	4.1		800.00	000100	0.5
	1,450.00	000100	1.2		1,500.00	017400	1.8
	1,500.00	000100	16.3		1,500.00	021000	2.4
	1,500.00	020800	3.8		1,600.00	000100	0.1
	1,600.00	000100	11.2		1,700.00	000100	2.2
	1,700.00	000100	2.0	Wtd. Avg. Base & Total Tons	2,500.00	000100	5.3
	1,700.00	021000	4.9		651.58		798.2
	1,800.00	000100	4.4				
	1,850.00	000100	3.2	Sauvignon Blanc	600.00	000100	548.8
	1,900.00	000100	3.0		750.00	000100	149.0
	2,000.00	000100	3.5		766.06	000100	47.6
	2,000.00	013600	0.4		800.00	000100	2.5
	2,000.00	017000	4.9		900.00	000100	5.8
	2,100.00	000100	2.9		950.00	000100	21.7
	2,100.00	017600	3.6		1,000.00	000100	9.0
	2,100.00	021800	1.7		1,000.00	015700	7.4
	2,200.00	000100	4.0		1,100.00	000100	8.3
	2,200.00	013100	0.9		1,200.00	000100	57.6
	2,200.00	020700	4.0		1,200.00	017200	0.3
	2,250.00	000100	2.4		1,500.00	000100	3.0
	2,400.00	012900	7.5		1,500.00	017800	0.3
	2,400.00	017000	9.9		1,600.00	010900	9.7
	2,400.00	017600	5.4		1,750.00	000100	25.0
	2,500.00	013600	4.0		1,800.00	000100	7.3
	2,500.00	014500	0.5		1,800.00	013600	7.0
	2,500.00	017400	1.1		1,840.00	000100	4.5
	2,500.00	017600	2.5		1,900.00	000100	5.9
	2,500.00	017800	2.6		1,900.00	020800	5.3
	2,600.00	000100	5.0		2,200.00	000100	2.5
	2,800.00	000100	1.4	Wtd. Avg. Base & Total Tons	2,800.00	016800	3.1
	2,800.00	013600	11.8		787.93		931.6
	2,800.00	017400	1.0				
	2,800.00	017600	4.6	Semillon	850.00	000100	4.8
	2,900.00	000100	2.3		1,000.00	015700	7.0
	2,900.00	013600	2.0		1,200.00	000100	10.0
	2,985.34	000100	13.4	Wtd. Avg. Base & Total Tons	2,500.00	000100	2.4
	3,000.00	000100	19.6		1,201.65		24.2
	3,000.00	007500	1.8	Verdelho	1,200.00	000100	14.7

TABLE 8: BASE PRICE PAID TO GROWERS FOR GRAPES CRUSHED AND DELIVERED TO CALIFORNIA PROCESSORS FROM THE 2017 CROP WITH BRIX FACTORS AND PURCHASED TONNAGE, BY TYPE, VARIETY, REPORTING DISTRICT WHERE GROWN, AND WEIGHTED AVERAGE BASE PRICE

District, Type, and Variety	Base Price	Brix	Tons	District, Type, and Variety	Base Price	Brix	Tons
	Per Ton	Factors			Per Ton	Factors	
	Dollars	Code a/			Dollars	Code a/	
DISTRICT 6 (Cont'd)					1,200.00	010800	1.3
Verdelho (Cont'd)					1,250.00	000100	58.7
Wtd. Avg. Base & Total Tons	1,200.00		14.7		1,300.00	000100	30.1
Viognier	400.00	000100	4.1		1,300.00	022600	201.5
	800.00	000100	4.6		1,378.96	020800	7.8
	1,000.00	008305	6.8		1,395.00	000100	0.3
	1,000.00	018900	6.0		1,395.91	000100	7.8
	1,200.00	000100	22.0		1,400.00	000100	3.4
	1,300.00	000100	1.5		1,500.00	000100	108.9
	2,400.00	000100	4.2		1,550.00	000100	128.9
	3,000.00	000100	4.9		1,550.00	021800	7.3
Wtd. Avg. Base & Total Tons	1,317.01		54.1		1,600.00	000100	132.4
					1,600.00	017800	4.0
White Riesling *	1,600.00	000100	2.1		1,675.00	000100	0.2
	1,600.00	008500	1.9		1,700.00	000100	88.8
Wtd. Avg. Base & Total Tons	1,600.00		4.0		1,700.00	017200	9.1
					1,750.00	000100	264.9
Other White b/	625.00	000100	5.6		1,750.00	025100	85.9
Wtd. Avg. Base & Total Tons	625.00		5.6		1,800.00	000100	31.8
					1,800.00	020800	3.1
WINE GRAPES (RED)					1,850.00	011700	11.1
Alicante Bouschet *	450.00	000100	23.8		1,900.00	000100	19.6
	1,200.00	000100	0.5		2,000.00	000100	29.4
	1,300.00	017200	2.9		2,000.00	013600	3.9
	1,350.00	000100	3.1		2,000.00	017200	3.9
	1,370.00	000100	2.1		2,000.00	017800	1.2
	2,000.00	000100	10.3		2,150.00	024600	6.5
	2,250.00	024800	0.5		2,200.00	000100	110.4
Wtd. Avg. Base & Total Tons	1,015.44		43.2		2,200.00	017000	4.5
					2,200.00	017200	2.0
Barbera	600.00	000100	2.8		2,200.00	017400	2.9
	625.00	000100	8.5		2,200.00	020800	12.3
	900.00	000100	2.8		2,250.00	000100	9.8
	1,800.00	000100	2.1		2,250.00	062590	42.0
	1,800.00	020800	1.0		2,300.00	000100	7.3
	2,200.00	017400	0.3		2,300.00	020800	2.5
Wtd. Avg. Base & Total Tons	900.14		17.5		2,400.00	000100	8.9
					2,400.00	017800	3.6
Cabernet Franc	750.00	000100	34.7		2,400.00	021000	0.9
	800.00	000100	2.7		2,500.00	000100	0.4
	1,000.00	000100	6.0		2,730.00	000100	2.5
	1,200.00	000100	16.8		2,786.00	000100	1.8
	1,400.00	000100	1.5		2,795.00	000100	6.6
	1,550.00	020800	1.8		2,800.00	000100	3.8
	1,550.00	021800	1.7		2,800.00	013800	25.4
	1,600.00	000100	6.3		3,000.00	000100	31.1
	1,800.00	000100	2.1		3,050.00	000100	33.4
	1,800.00	017200	0.4		3,200.00	000100	1.9
	1,800.00	017800	0.3		3,200.00	017600	3.6
	2,100.00	000100	2.1		3,250.00	000100	2.2
	2,200.00	000100	19.2		3,250.00	020800	2.5
	2,250.00	020800	2.1		3,300.00	000100	1.0
	2,300.00	000100	8.7		3,300.00	004270	1.2
	2,496.71	020800	1.4		3,402.27	000100	3.6
	2,500.00	000100	4.0		3,500.00	000100	15.3
	2,500.00	017200	1.8		3,500.00	019100	16.2
	3,000.00	000100	11.6		3,524.18	000100	6.5
	3,000.00	026400	2.7		3,600.00	000100	1.0
	3,050.00	000100	0.7		3,800.00	000100	0.2
	3,400.00	000100	3.3		4,000.00	000100	4.1
	3,600.00	017800	1.6		4,400.00	017800	3.8
	4,500.00	013800	1.2		5,000.00	000100	8.3
	5,500.00	000100	7.8		5,000.00	013800	1.2
Wtd. Avg. Base & Total Tons	1,941.65		142.5		5,000.00	017200	3.4
					6,000.00	000100	15.5
Cabernet Sauvignon	600.00	000100	222.6		6,200.00	000100	5.4
	665.00	066123	113.7		6,500.00	000100	1.8
	700.00	000100	18.9		6,700.00	020800	3.7
	751.46	000100	8.9	Wtd. Avg. Base & Total Tons	1,477.85		3,415.6
	800.00	000100	15.1				
	925.00	025100	139.0	Carignane	600.00	000100	10.6
	1,000.00	000100	37.4		800.00	000100	7.8
	1,200.00	000100	1,193.7		950.00	000100	55.8

TABLE 8: BASE PRICE PAID TO GROWERS FOR GRAPES CRUSHED AND DELIVERED TO CALIFORNIA PROCESSORS FROM THE 2017 CROP WITH BRIX FACTORS AND PURCHASED TONNAGE, BY TYPE, VARIETY, REPORTING DISTRICT WHERE GROWN, AND WEIGHTED AVERAGE BASE PRICE

District, Type, and Variety	Base Price	Brix	Tons	District, Type, and Variety	Base Price	Brix	Tons
	Per Ton	Factors			Per Ton	Factors	
	Dollars	Code a/			Dollars	Code a/	
DISTRICT 6 (Cont'd)					2,275.00	000100	6.7
Cargnane (Cont'd)	1,100.00	021000	1.0		2,300.00	000100	6.4
	1,300.00	000100	2.5		2,500.00	017200	1.7
	1,320.00	000100	5.0		5,000.00	000100	2.0
	1,400.00	000100	12.3	Wtd. Avg. Base & Total Tons	1,262.10		232.5
	1,600.00	000100	9.7				
	1,600.00	017200	1.0	Merlot	500.00	000100	327.0
	1,650.00	000100	1.8		625.00	000100	39.5
	1,750.00	000100	2.8		665.00	067918	533.3
	1,800.00	000100	18.6		700.00	022600	19.3
	1,800.00	017600	3.0		760.00	022600	49.0
	1,850.00	000100	2.8		800.00	000100	2.3
	1,850.00	027600	2.9		850.00	000100	4.1
	1,900.00	014400	0.7		900.00	000100	32.3
	2,000.00	000100	89.4		905.31	000100	1.1
	2,100.00	000100	10.4		1,000.00	000100	31.7
	2,150.00	000100	10.1		1,100.00	000100	112.9
	2,150.00	017600	4.3		1,100.00	017200	14.5
	2,151.08	000100	1.0		1,100.00	020800	2.0
	3,000.00	000100	2.1		1,150.00	011700	14.2
Wtd. Avg. Base & Total Tons	1,602.41		255.6		1,200.00	000100	32.3
					1,200.00	021000	0.4
Cinsaut *	1,400.00	017000	1.8		1,300.00	000100	4.6
	1,820.00	000100	1.2		1,400.00	000100	103.6
Wtd. Avg. Base & Total Tons	1,568.00		3.0		1,475.00	000100	7.8
					1,500.00	000100	181.2
Counoise	1,600.00	017200	2.1		1,550.00	021800	7.2
Wtd. Avg. Base & Total Tons	1,600.00		2.1		1,600.00	000100	4.8
					1,700.00	000100	11.4
Dolcetto	3,300.00	000100	7.9		1,700.00	017000	3.9
Wtd. Avg. Base & Total Tons	3,300.00		7.9		1,700.00	017600	2.8
					1,700.00	017800	2.9
Durif	1,450.00	000100	1.1		1,700.00	025100	2.9
Wtd. Avg. Base & Total Tons	1,450.00		1.1		1,800.00	000100	2.1
					1,800.00	013600	1.5
Grenache *	600.00	000100	38.4		2,000.00	000100	3.3
	700.00	000100	12.2		2,000.00	017000	3.5
	800.00	000100	8.0		2,200.00	017400	9.9
	1,000.00	000100	5.1		2,250.00	000100	3.0
	1,150.00	000100	3.4		2,800.00	014100	3.1
	1,150.00	020800	20.2		2,884.96	000100	11.4
	1,332.13	000100	12.5		2,900.00	013600	3.0
	1,375.00	000100	11.1		3,000.00	000100	2.6
	1,400.00	013400	2.5		3,050.00	000100	2.6
	1,415.00	000100	65.7		3,300.00	000100	2.2
	1,500.00	000100	6.8		3,300.00	017800	0.5
	1,500.00	020800	10.1		4,000.00	013800	1.2
	1,600.00	000100	0.8		5,000.00	000100	5.5
	1,600.00	017600	2.4	Wtd. Avg. Base & Total Tons	940.04		1,604.4
	1,800.00	000100	8.8				
	1,800.00	017600	2.3	Mission	900.00	000100	1.2
	1,900.00	017600	3.0	Wtd. Avg. Base & Total Tons	900.00		1.2
	2,000.00	000100	19.2				
	2,100.00	021000	9.2	Montepulciano	1,200.00	000100	4.4
	2,200.00	017400	1.5	Wtd. Avg. Base & Total Tons	1,200.00		4.4
	2,300.00	000100	32.1				
	2,500.00	000100	1.1	Mourvedre *	600.00	000100	66.7
	2,750.00	000100	6.7		700.00	000100	130.1
Wtd. Avg. Base & Total Tons	1,450.99		283.1		800.00	000100	3.4
					900.00	000100	22.1
Malbec	500.00	000100	52.3		1,000.00	000100	88.6
	650.00	000100	0.9		1,000.00	017600	1.3
	1,000.00	000100	16.0		1,000.00	022700	21.3
	1,000.00	014500	1.3		1,050.00	000100	1.0
	1,000.00	017200	6.5		1,150.00	009100	2.1
	1,000.00	022600	40.0		1,200.00	000100	20.5
	1,200.00	000100	23.8		1,320.00	000100	5.6
	1,550.00	000100	49.8		1,400.00	000100	16.2
	1,600.00	017800	1.3		1,415.00	000100	11.0
	1,700.00	017600	1.0		1,500.00	000100	10.3
	1,800.00	000100	0.9		1,600.00	013100	2.8
	2,000.00	000100	3.2		1,650.00	025100	28.2
	2,200.00	000100	18.7		1,670.00	000100	4.7

TABLE 8: BASE PRICE PAID TO GROWERS FOR GRAPES CRUSHED AND DELIVERED TO CALIFORNIA PROCESSORS FROM THE 2017 CROP WITH BRIX FACTORS AND PURCHASED TONNAGE, BY TYPE, VARIETY, REPORTING DISTRICT WHERE GROWN, AND WEIGHTED AVERAGE BASE PRICE

District, Type, and Variety	Base Price	Brix	Tons	District, Type, and Variety	Base Price	Brix	Tons
	Per Ton	Factors			Per Ton	Factors	
	Dollars	Code a/			Dollars	Code a/	
DISTRICT 6 (Cont'd)					1,700.00	017200	2.0
Mourvedre * (Cont'd)	1,700.00	000100	17.4		1,700.00	024300	1.0
	1,750.00	000100	44.5		1,800.00	000100	3.1
	1,800.00	000100	4.3		1,800.00	017200	2.0
	1,800.00	017600	0.9		1,800.00	017600	2.1
	1,900.00	000100	13.1		1,800.00	017800	2.4
	1,900.00	014400	3.1		1,800.00	023100	1.6
	2,000.00	000100	248.8		1,900.00	000100	2.0
	2,200.00	017600	1.5		2,000.00	000100	7.0
	2,250.00	027600	2.9		2,000.00	017200	2.2
	2,300.00	000100	3.4		2,000.00	024500	9.7
	2,400.00	000100	3.4		2,100.00	000100	3.4
	2,450.00	000100	37.3		2,150.00	024600	6.6
	2,500.00	000100	1.0		2,200.00	000100	1.3
	2,750.00	000100	1.8		2,200.00	017400	1.0
	3,000.00	000100	4.6		2,200.00	020800	3.7
	3,000.00	017600	5.0		3,000.00	025100	2.5
	3,000.00	024500	2.8	Wtd. Avg. Base & Total Tons	1,078.71		1,925.8
Wtd. Avg. Base & Total Tons	1,466.81		831.7				
				Pinot Noir	300.00	013600	3.4
Nebbiolo	2,300.00	000100	1.8		800.00	000100	0.9
	3,050.00	000100	0.7		1,200.00	021800	1.0
	3,300.00	000100	2.8		1,400.00	000100	9.2
Wtd. Avg. Base & Total Tons	2,927.36		5.3		1,475.00	000100	4.3
					1,500.00	000100	479.2
Petit Verdot	665.00	066123	956.5		1,600.00	000100	11.9
	800.00	000100	1.1		1,997.66	000100	4.7
	1,000.00	017200	6.4		2,000.00	000100	0.3
	1,000.00	024300	21.2		2,000.00	017200	3.1
	1,200.00	000100	27.2		2,200.00	000100	5.1
	1,600.00	000100	1.9		2,300.00	000100	18.4
	1,750.00	000100	41.6		2,600.00	000100	1.7
	1,800.00	013600	1.9		2,800.00	000100	0.6
	1,800.00	017200	0.2		2,800.00	020600	3.4
	1,800.00	017800	0.5		3,000.00	000100	14.3
	2,000.00	000100	6.2		3,000.00	013100	0.3
	2,000.00	017800	0.9		3,000.00	014500	1.1
	2,100.00	000100	3.0		3,050.00	000100	6.6
	2,200.00	000100	32.2		3,100.00	000100	2.8
	2,250.00	017000	1.9		3,100.00	021800	3.2
	3,000.00	000100	3.1		3,200.00	000100	7.1
	5,000.00	000100	1.6		3,200.00	011400	5.0
Wtd. Avg. Base & Total Tons	804.25		1,107.4		3,200.00	020600	1.4
					3,500.00	000100	1.5
Petite Sirah	600.00	000100	118.6		3,600.00	000100	23.2
	650.00	067922	75.8		3,600.00	011400	6.8
	665.00	067605	227.2		3,600.00	013800	24.4
	750.00	000100	2.7		3,600.00	014100	4.8
	800.00	000100	15.0		3,600.00	017800	1.5
	850.00	000100	20.0		3,750.00	000100	5.7
	950.00	022700	677.1		3,778.84	000100	23.4
	1,000.00	000100	28.4		3,800.00	000100	21.5
	1,000.00	014500	2.7		3,800.00	013800	3.1
	1,000.00	017600	0.8		3,800.00	014100	14.3
	1,100.00	000100	12.4		3,800.00	017200	2.0
	1,200.00	000100	69.5		3,800.00	017900	1.0
	1,300.00	000100	35.0		3,800.00	020800	1.9
	1,300.00	017200	15.1		3,900.00	000100	7.0
	1,325.00	000100	213.5		4,000.00	000100	15.2
	1,350.00	000100	5.7		4,000.00	010600	1.7
	1,361.00	000100	3.1		4,000.00	013600	5.0
	1,400.00	000100	28.5		4,000.00	017000	14.6
	1,415.00	000100	144.5		4,000.00	017200	0.9
	1,428.57	017800	1.4		4,000.00	028100	2.4
	1,500.00	001600	3.2		4,100.00	000100	6.0
	1,500.00	017400	1.8		4,100.00	014100	6.0
	1,550.00	020800	4.2		4,200.00	000100	3.2
	1,550.00	021800	6.9		4,200.00	011400	19.2
	1,600.00	000100	43.2		4,500.00	000100	2.0
	1,615.00	000100	9.2		4,500.00	013100	3.4
	1,650.00	000100	44.4		5,000.00	000100	3.1
	1,691.70	000100	47.8		5,000.00	017000	2.1
	1,700.00	000100	14.5		5,500.00	011400	15.0

TABLE 8: BASE PRICE PAID TO GROWERS FOR GRAPES CRUSHED AND DELIVERED TO CALIFORNIA PROCESSORS FROM THE 2017 CROP WITH BRIX FACTORS AND PURCHASED TONNAGE, BY TYPE, VARIETY, REPORTING DISTRICT WHERE GROWN, AND WEIGHTED AVERAGE BASE PRICE

District, Type, and Variety	Base Price	Brix	Tons	District, Type, and Variety	Base Price	Brix	Tons
	Per Ton	Factors			Per Ton	Factors	
	Dollars	Code a/			Dollars	Code a/	
DISTRICT 6 (Cont'd)							
Pinot Noir (Cont'd)				Touriga Nacional *			
Wtd. Avg. Base & Total Tons	2,331.17		830.9		500.00	000100	1.0
Primitivo	700.00	000100	24.4		800.00	000100	1.1
	1,750.00	000100	2.0		1,350.00	000100	4.1
Wtd. Avg. Base & Total Tons	779.55		26.4		1,400.00	000100	3.9
					2,250.00	024500	1.0
Refosco *	3,300.00	000100	2.4	Wtd. Avg. Base & Total Tons	1,317.57		11.1
Wtd. Avg. Base & Total Tons	3,300.00		2.4	Zinfandel	250.00	000100	91.4
Sangiovese *	1,100.00	017200	2.2		700.00	000100	295.8
	1,200.00	000100	6.7		750.00	000100	115.4
	1,300.00	000100	2.3		800.00	000100	95.1
	1,400.00	000100	12.7		850.00	000100	247.2
	1,500.00	000100	21.9		900.00	000100	260.5
	1,550.00	020800	4.0		1,000.00	000100	142.2
	1,600.00	000100	1.0		1,000.00	024500	8.8
	2,000.00	000100	6.7		1,140.68	025100	5.3
	2,200.00	000100	1.4		1,156.61	024500	2.4
	2,200.00	020800	3.0		1,165.00	000100	0.7
	3,000.00	000100	6.3		1,200.00	000100	44.6
Wtd. Avg. Base & Total Tons	1,669.50		68.2		1,230.00	017900	2.7
					1,250.00	000100	11.6
Souzao	500.00	000100	1.0		1,280.00	000100	2.1
	1,350.00	000100	3.1		1,300.00	000100	50.9
	1,400.00	000100	1.9		1,300.00	017600	2.1
Wtd. Avg. Base & Total Tons	1,224.17		6.0		1,350.00	000100	3.1
					1,400.00	000100	26.0
Syrah *	400.00	000100	6.1		1,428.43	000100	5.1
	450.00	000100	28.4		1,500.00	000100	38.9
	475.00	000100	13.8		1,550.00	020800	2.2
	625.00	000100	27.6		1,550.00	021800	20.7
	800.00	000100	4.0		1,600.00	000100	48.1
	850.00	000100	3.6		1,650.00	000100	48.4
	1,000.00	000100	85.7		1,650.00	025100	101.3
	1,000.00	016310	3.5		1,700.00	000100	108.8
	1,000.00	020700	115.8		1,700.00	021200	2.0
	1,100.00	020800	2.0		1,750.00	021000	5.9
	1,200.00	000100	30.3		1,800.00	000100	36.5
	1,300.00	021200	3.1		1,800.00	017800	1.8
	1,361.00	000100	1.0		1,800.00	020800	2.2
	1,400.00	000100	10.1		1,820.00	000100	0.7
	1,500.00	000100	2.0		2,000.00	000100	91.8
	1,550.00	020800	2.8		2,100.00	000100	4.3
	1,550.00	021800	2.4		2,100.00	017600	2.5
	1,600.00	000100	3.2		2,200.00	000100	3.8
	1,600.00	017800	3.9		2,200.00	017400	5.0
	1,643.82	000100	8.5		2,200.00	017600	3.9
	1,650.00	000100	2.0		2,200.00	020800	6.9
	1,800.00	000100	29.3		2,300.00	000100	8.3
	1,800.00	020800	1.0		2,500.00	000100	62.8
	2,000.00	000100	1.9		2,600.00	000100	3.9
	2,000.00	024800	1.4		2,600.00	017400	5.2
	2,065.00	017800	5.4		2,800.00	000100	4.1
	2,150.00	024600	2.9		3,000.00	000100	2.9
	2,200.00	000100	4.4	Wtd. Avg. Base & Total Tons	1,149.44		2,035.9
	2,200.00	017200	1.2	Other Red b/	1,400.00	000100	1.2
	2,200.00	017400	1.7		1,691.10	000100	5.8
	2,500.00	000100	5.7		2,000.00	013600	0.5
	2,500.00	024500	3.7	Wtd. Avg. Base & Total Tons	1,665.12		7.5
	3,000.00	000100	5.3				
	3,200.00	000100	0.6				
Wtd. Avg. Base & Total Tons	1,140.64		424.3	DISTRICT 7			
				WINE GRAPES (WHITE)			
Tempranillo *	1,000.00	021200	2.9	Albarino	1,100.00	000100	7.2
	1,200.00	000100	9.0		1,120.00	045250	92.1
	1,350.00	000100	5.2		1,400.00	000100	216.3
	1,400.00	000100	4.3		1,500.00	000100	14.5
	2,600.00	013800	1.7		1,550.00	010900	16.3
Wtd. Avg. Base & Total Tons	1,348.92		23.1		1,600.00	000100	1.1
					1,600.00	013100	2.2
Tinta Cao	1,350.00	000100	8.5	Wtd. Avg. Base & Total Tons	1,338.97	013800	3.1
Wtd. Avg. Base & Total Tons	1,350.00		8.5				352.8

TABLE 8: BASE PRICE PAID TO GROWERS FOR GRAPES CRUSHED AND DELIVERED TO CALIFORNIA PROCESSORS FROM THE 2017 CROP WITH BRIX FACTORS AND PURCHASED TONNAGE, BY TYPE, VARIETY, REPORTING DISTRICT WHERE GROWN, AND WEIGHTED AVERAGE BASE PRICE

District, Type, and Variety	Base Price	Brix	Tons	District, Type, and Variety	Base Price	Brix	Tons
	Per Ton	Factors			Per Ton	Factors	
	Dollars	Code a/			Dollars	Code a/	
DISTRICT 7 (Cont'd)					1,500.00	017200	102.5
Chardonnay *	400.00	000100	22.5		1,500.00	017600	33.4
	500.00	000100	23.4		1,500.00	019100	43.8
	750.00	000100	202.5		1,500.00	020800	3.2
	825.00	000100	142.2		1,515.00	000100	423.3
	900.00	000100	270.6		1,521.00	017200	75.7
	961.90	000100	114.7		1,521.92	000100	50.2
	1,000.00	000100	95.7		1,525.00	016800	95.0
	1,000.00	002200	80.0		1,545.06	000100	488.8
	1,000.00	017000	598.9		1,550.00	000100	370.1
	1,000.00	059693	149.0		1,551.18	000100	242.6
	1,055.25	000100	818.3		1,581.79	024500	22.0
	1,061.00	000100	1,350.1		1,585.00	059693	56.5
	1,062.98	024500	24.2		1,591.40	000100	192.7
	1,079.25	000100	1,113.5		1,600.00	000100	937.7
	1,100.00	000100	53.2		1,600.00	014500	147.9
	1,100.00	017000	178.0		1,600.00	024500	1,017.6
	1,100.00	048600	136.7		1,604.00	014500	148.7
	1,120.00	048600	642.5		1,615.00	000100	462.7
	1,125.00	000100	67.8		1,642.03	000100	389.8
	1,150.00	000100	261.0		1,650.00	000100	80.8
	1,170.00	000100	305.1		1,650.00	014500	41.0
	1,200.00	000100	4,419.9		1,700.00	000100	320.2
	1,200.00	017000	1,767.5		1,700.00	010900	14.8
	1,200.00	020800	368.8		1,730.75	000100	347.4
	1,200.00	024500	1,283.4		1,731.80	000100	785.6
	1,215.00	000100	22.7		1,750.00	000100	42.3
	1,225.00	000100	528.5		1,798.00	000100	36.5
	1,226.24	000100	272.7		1,800.00	000100	132.6
	1,250.00	000100	2,282.9		1,800.00	014500	3.5
	1,250.00	015800	691.0		1,800.00	020800	66.6
	1,250.00	024500	417.1		1,894.16	000100	770.9
	1,275.00	000100	1,140.7		2,000.00	000100	660.4
	1,275.00	024500	156.4		2,000.00	010900	11.8
	1,276.98	024500	75.1		2,000.00	013600	12.9
	1,290.00	000100	210.0		2,000.00	014500	18.0
	1,298.27	000100	706.2		2,100.00	000100	36.3
	1,300.00	000100	4,137.7		2,150.00	019100	73.2
	1,300.00	013600	122.5		2,300.00	000100	29.3
	1,300.00	017000	4,034.6		2,300.00	006500	28.0
	1,300.00	017200	109.8		2,300.00	011300	8.0
	1,300.00	019100	743.8		2,300.00	013600	7.9
	1,300.00	024500	1,312.4		2,300.00	013800	3.0
	1,307.48	000100	429.9		2,300.00	014100	10.1
	1,318.00	017000	612.9		2,300.00	021000	30.0
	1,318.36	000100	1,087.0		2,380.13	000100	69.5
	1,323.45	000100	195.8		2,400.00	000100	28.0
	1,340.00	000100	301.8		2,400.00	014500	35.0
	1,350.00	000100	835.8		2,400.00	020800	3.6
	1,350.00	017200	98.3		2,500.00	000100	10.4
	1,350.00	022500	30.2		2,500.00	021500	19.5
	1,350.00	024500	654.1		2,800.00	000100	6.2
	1,353.83	000100	668.5		2,800.00	017400	0.5
	1,358.00	000100	111.4		3,000.00	000100	22.5
	1,364.86	000100	849.6		3,000.00	017400	1.0
	1,365.00	000100	155.0		3,200.00	000100	3.2
	1,379.57	000100	190.0		3,250.00	000100	10.5
	1,383.61	000100	278.3		3,250.00	013400	4.6
	1,386.62	000100	935.8		3,250.00	014500	15.5
	1,390.00	024500	98.6		3,250.00	021800	4.2
	1,400.00	000100	2,161.9		3,350.00	000100	13.1
	1,400.00	013600	98.9		3,400.00	000100	24.1
	1,400.00	024500	188.3		3,400.00	014500	16.0
	1,400.00	026700	166.4		3,400.00	021800	2.0
	1,421.09	000100	106.8		3,500.00	000100	2.3
	1,421.45	017100	48.2		3,500.00	025100	1.0
	1,450.00	000100	3,875.9		3,600.00	000100	1.0
	1,450.00	013400	5.9		3,800.00	000100	1.6
	1,450.00	017000	5.9		4,000.00	000100	2.0
	1,450.00	017200	75.1		4,300.00	000100	5.6
	1,475.00	000100	66.8		4,300.00	017200	1.1
	1,493.52	000100	311.2		4,500.00	000100	3.7
	1,500.00	000100	2,567.7		6,300.00	000100	2.5

TABLE 8: BASE PRICE PAID TO GROWERS FOR GRAPES CRUSHED AND DELIVERED TO CALIFORNIA PROCESSORS FROM THE 2017 CROP WITH BRIX FACTORS AND PURCHASED TONNAGE, BY TYPE, VARIETY, REPORTING DISTRICT WHERE GROWN, AND WEIGHTED AVERAGE BASE PRICE

District, Type, and Variety	Base Price	Brix	Tons	District, Type, and Variety	Base Price	Brix	Tons
	Per Ton	Factors			Per Ton	Factors	
	Dollars	Code a/			Dollars	Code a/	
DISTRICT 7 (Cont'd)					3,000.00	010700	1.2
Chardonnay * (Cont'd)					3,800.00	013400	0.3
Wtd. Avg. Base & Total Tons	1,352.05		57,851.1	Wtd. Avg. Base & Total Tons	1,040.23		1,002.7
Chenin Blanc	400.00	000100	23.3				
	1,100.00	000100	76.7	Picpoul Blanc	1,038.00	000100	9.5
	1,500.00	010900	6.4		2,250.00	000100	21.1
	2,000.00	000100	6.3	Wtd. Avg. Base & Total Tons	1,873.73		30.6
	2,100.00	017200	2.9				
	3,000.00	013100	1.7	Pinot Blanc	1,079.25	000100	40.0
Wtd. Avg. Base & Total Tons	1,083.38		117.3		1,100.00	000100	103.7
					1,273.00	000100	230.3
Fiano	1,500.00	020800	2.3		1,350.00	000100	67.2
Wtd. Avg. Base & Total Tons	1,500.00		2.3		1,500.00	000100	5.0
					2,700.00	007900	5.7
Gewurztraminer	225.00	000100	536.4		3,000.00	000100	1.0
	250.00	000100	556.9		3,600.00	000100	2.9
	625.00	000100	695.5	Wtd. Avg. Base & Total Tons	1,266.92		455.8
	700.00	048170	653.0				
	700.00	048450	187.8	Pinot Gris *	1,000.00	015300	22.6
	725.00	059693	681.9		1,063.90	000100	249.7
	775.00	054870	636.4		1,073.18	000100	74.3
	850.00	000100	134.9		1,100.00	000100	317.0
	875.00	000100	2,070.0		1,100.00	012900	231.2
	900.00	000100	891.7		1,114.00	000100	143.0
	950.00	000100	689.3		1,114.57	000100	71.4
	980.10	000100	127.8		1,117.10	000100	917.4
	1,000.00	000100	44.4		1,120.00	044450	654.9
	1,100.00	000100	20.1		1,190.10	000100	63.7
	1,150.00	000100	59.0		1,200.00	000100	312.3
	1,250.00	000100	5.7		1,200.00	001900	147.5
	1,400.00	009520	21.0		1,200.00	012500	139.6
	1,500.00	030400	3.5		1,215.00	000100	220.3
	2,300.00	000100	3.4		1,250.00	000100	590.8
Wtd. Avg. Base & Total Tons	743.67		8,018.7		1,250.00	020800	202.4
					1,300.00	000100	228.1
Grenache Blanc	1,282.00	000100	13.7		1,300.00	021000	210.1
	1,500.00	000100	30.1		1,314.77	000100	95.6
	1,600.00	000100	0.6		1,350.00	000100	20.2
	1,800.00	017200	10.0		1,350.00	020800	140.5
	2,250.00	000100	1.6		1,377.27	000100	91.2
	2,500.00	000100	1.0		1,400.00	000100	79.0
	2,500.00	014400	2.0		1,500.00	000100	2.2
Wtd. Avg. Base & Total Tons	1,572.43		59.0		1,500.00	020800	181.8
					1,534.68	000100	43.3
Gruner Veltliner	1,100.00	000100	3.3		1,650.00	000100	133.8
	1,120.00	048600	362.1		1,700.00	000100	65.9
	1,450.00	000100	25.9		1,800.00	000100	1.5
	1,500.00	010900	7.6		1,900.00	010900	3.0
	2,000.00	013600	6.8		2,000.00	000100	6.9
Wtd. Avg. Base & Total Tons	1,162.77		405.7		3,300.00	000100	0.6
				Wtd. Avg. Base & Total Tons	1,213.47		5,661.8
Malvasia Bianca	275.00	000100	213.1				
	550.00	000100	256.3	Roussanne	1,825.00	000100	30.0
	1,120.00	048600	467.5	Wtd. Avg. Base & Total Tons	1,825.00		30.0
	1,200.00	000100	167.4				
	1,500.00	000100	36.4	Sauvignon Blanc	950.00	000100	346.0
	1,550.00	000100	21.5		1,000.00	000100	362.6
Wtd. Avg. Base & Total Tons	870.74		1,162.2		1,050.00	000100	278.7
					1,079.25	000100	135.5
Marsanne	400.00	000100	36.3		1,100.00	000100	135.1
	1,079.25	000100	11.1		1,100.00	020800	188.4
	1,500.00	000100	2.0		1,116.04	000100	136.5
	1,892.02	000100	16.5		1,120.00	045250	258.5
Wtd. Avg. Base & Total Tons	921.37		65.9		1,150.00	013400	887.8
					1,200.00	000100	47.6
Moscato Gaillo *	1,400.00	024500	1.1		1,200.00	013400	139.6
Wtd. Avg. Base & Total Tons	1,400.00		1.1		1,200.00	015700	747.4
					1,200.00	020800	46.9
Muscat Blanc *	550.00	000100	199.6		1,250.00	000100	376.6
	1,100.00	000100	152.3		1,250.00	013400	110.8
	1,120.00	054495	400.0		1,250.00	015700	10.5
	1,200.00	000100	59.8		1,300.00	000100	67.6
	1,273.00	000100	189.5		1,300.00	017000	23.5

TABLE 8: BASE PRICE PAID TO GROWERS FOR GRAPES CRUSHED AND DELIVERED TO CALIFORNIA PROCESSORS FROM THE 2017 CROP WITH BRIX FACTORS AND PURCHASED TONNAGE, BY TYPE, VARIETY, REPORTING DISTRICT WHERE GROWN, AND WEIGHTED AVERAGE BASE PRICE

District, Type, and Variety	Base Price	Brix	Tons	District, Type, and Variety	Base Price	Brix	Tons
	Per Ton	Factors			Per Ton	Factors	
	Dollars	Code a/			Dollars	Code a/	
DISTRICT 7 (Cont'd)					1,600.00	000100	1.3
Sauvignon Blanc (Cont'd)	1,300.00	017600	6.9		1,780.00	000100	2.5
	1,314.84	013400	7.0		2,000.00	000100	2.5
	1,325.00	016800	51.0	Wtd. Avg. Base & Total Tons	935.02		5,921.6
	1,400.00	000100	42.5				
	1,400.00	011100	4.0	Other White b/	1,500.00	013600	0.7
	1,450.00	000100	190.0	Wtd. Avg. Base & Total Tons	1,500.00		0.7
	1,500.00	000100	9.9				
	1,514.68	000100	36.7	WINE GRAPES (RED)			
	1,514.84	013400	7.0	Barbera	1,100.00	000100	149.2
	1,600.00	000100	3.0		1,500.00	013600	1.5
	1,671.11	014500	108.4		2,250.00	000100	1.1
	2,000.00	000100	4.3	Wtd. Avg. Base & Total Tons	1,112.29		151.8
Wtd. Avg. Base & Total Tons	1,167.52		4,770.3				
Sauvignon Musque	1,325.00	000100	11.1	Cabernet Franc	500.00	000100	5.4
	1,400.00	000100	41.5		1,065.00	000100	81.5
	1,500.00	000100	10.0		1,200.00	000100	2.6
Wtd. Avg. Base & Total Tons	1,402.68		62.6		1,260.00	000100	68.0
Semillon	1,500.00	014500	10.6		1,346.58	000100	7.2
Wtd. Avg. Base & Total Tons	1,500.00		10.6		1,400.00	021000	15.6
Vermentino *	1,600.00	000100	2.5		1,500.00	025100	0.7
Wtd. Avg. Base & Total Tons	1,600.00		2.5		1,523.00	000100	37.3
Viognier	1,350.00	000100	9.8		1,600.00	000100	105.8
	1,500.00	000100	2.4		1,700.00	000100	4.9
	1,600.00	017200	10.9		1,700.00	021200	3.9
	1,655.08	000100	10.2		1,750.00	000100	6.7
	1,670.95	000100	3.8	Wtd. Avg. Base & Total Tons	1,407.58	027800	4.4
	1,700.00	010900	1.6				
	1,750.00	000100	6.0	Cabernet Sauvignon	450.00	000100	112.4
	1,800.00	000100	9.7		500.00	000100	779.1
	2,000.00	021500	0.1		500.00	021600	1.5
	2,400.00	000100	1.1		650.00	062590	400.5
	3,000.00	000100	2.1		1,000.00	000100	75.0
	3,200.00	000100	1.4		1,100.00	000100	103.4
	3,500.00	000100	0.4		1,100.00	002600	119.1
Wtd. Avg. Base & Total Tons	1,734.48		59.5		1,115.00	000100	53.7
White Riesling *	600.00	000100	589.4		1,200.00	000100	2,865.7
	700.00	000100	359.7		1,200.00	020800	684.2
	700.00	048450	231.5		1,200.00	021500	741.3
	725.00	054870	500.1		1,200.00	062590	380.0
	765.00	000100	250.9		1,215.00	000100	449.6
	800.00	000100	358.2		1,250.00	000100	107.1
	832.50	000100	189.1		1,250.00	021600	39.9
	900.00	000100	7.0		1,275.00	000100	704.2
	900.00	017000	346.5		1,300.00	000100	867.8
	1,000.00	000100	794.7		1,300.00	022600	1,586.6
	1,000.00	048600	151.4		1,300.00	062590	996.0
	1,050.00	000100	48.6		1,304.37	000100	715.7
	1,100.00	000100	6.0		1,314.00	000100	306.0
	1,100.00	009520	12.2		1,315.38	020800	841.8
	1,100.00	024500	171.9		1,316.38	017000	284.5
	1,114.00	000100	232.3		1,316.38	020800	536.0
	1,119.08	000100	542.1		1,330.00	000100	205.7
	1,120.00	048600	254.4		1,350.00	000100	111.8
	1,150.00	000100	48.1		1,365.00	000100	406.8
	1,172.38	000100	258.6		1,375.00	021500	169.5
	1,200.00	000100	118.8		1,389.15	000100	55.7
	1,250.00	000100	46.7		1,400.00	000100	755.6
	1,250.00	011200	10.3		1,400.00	017400	11.7
	1,250.00	013800	2.0		1,400.00	023000	553.0
	1,273.00	000100	259.0		1,425.98	000100	234.2
	1,300.00	000100	5.0		1,433.25	000100	11.8
	1,350.00	000100	6.6		1,444.29	000100	300.1
	1,400.00	000100	48.9		1,450.00	000100	551.9
	1,400.00	007800	3.2		1,470.00	000100	44.4
	1,440.00	000100	24.1		1,488.38	000100	923.8
	1,500.00	000100	12.0		1,500.00	000100	876.4
	1,500.00	003100	26.0		1,500.00	025100	6.0
					1,516.00	000100	173.3
					1,560.09	000100	430.4

TABLE 8: BASE PRICE PAID TO GROWERS FOR GRAPES CRUSHED AND DELIVERED TO CALIFORNIA PROCESSORS FROM THE 2017 CROP WITH BRIX FACTORS AND PURCHASED TONNAGE, BY TYPE, VARIETY, REPORTING DISTRICT WHERE GROWN, AND WEIGHTED AVERAGE BASE PRICE

District, Type, and Variety	Base Price	Brix	Tons	District, Type, and Variety	Base Price	Brix	Tons
	Per Ton	Factors			Per Ton	Factors	
	Dollars	Code a/			Dollars	Code a/	
DISTRICT 7 (Cont'd)					1,545.00	000100	1.1
Cabernet Sauvignon (Cont'd)	1,575.59	000100	61.4		1,600.00	000100	176.5
	1,580.00	000100	310.3		1,600.00	025100	204.8
	1,600.00	000100	21.1		1,700.00	000100	19.0
	1,600.00	062590	157.5		1,800.00	000100	150.7
	1,615.52	000100	68.6		1,800.00	013600	1.8
	1,664.64	000100	158.4		1,800.00	021200	41.2
	1,700.00	000100	36.3		1,800.00	025100	3.9
	1,700.00	021200	3.9		2,155.83	000100	1.2
	1,750.00	000100	68.8		2,200.00	000100	1.6
	1,750.00	025100	75.4		2,250.00	000100	5.3
	1,800.00	000100	381.6		2,500.00	000100	0.5
	1,800.00	017200	16.6		2,500.00	023400	0.5
	1,800.00	022600	157.6		2,500.00	024800	0.9
	1,850.00	025100	266.8		2,600.00	024800	1.0
	1,900.00	000100	392.4		3,500.00	000100	2.5
	2,000.00	000100	472.9		3,500.00	017200	1.8
	2,050.00	021000	103.4		3,650.00	000100	6.8
	2,200.00	000100	19.8		3,700.00	000100	1.7
	2,244.00	025100	238.6	Wtd. Avg. Base & Total Tons	1,352.20		2,447.0
	2,250.00	000100	106.3				
	2,300.00	000100	38.5	Malbec	500.00	000100	5.8
	2,300.00	027500	20.7		1,000.00	000100	2.5
	2,500.00	000100	2.9		1,048.10	000100	264.7
	2,600.00	024800	3.2		1,200.00	000100	16.6
	3,200.00	000100	2.6		1,200.00	022600	322.8
	3,500.00	017800	0.8		1,215.51	000100	38.8
	4,000.00	000100	4.7		1,254.50	017000	306.4
Wtd. Avg. Base & Total Tons	1,349.00		22,764.3		1,284.00	000100	159.9
					1,346.58	000100	0.8
Carignane	1,500.00	000100	6.4		1,348.58	000100	631.2
Wtd. Avg. Base & Total Tons	1,500.00		6.4		1,350.00	000100	44.2
					1,400.00	000100	3.2
Cinsaut *	1,200.00	000100	0.9		1,400.00	021000	5.6
	1,300.00	000100	15.5		1,488.38	000100	235.8
	1,350.00	000100	8.2		1,500.00	000100	196.2
	1,350.00	009000	7.6		1,500.00	022600	13.8
	1,450.00	000100	3.0		1,500.00	062590	57.2
	2,600.00	000100	4.1		1,550.00	000100	90.3
Wtd. Avg. Base & Total Tons	1,464.89		39.3		1,700.00	013100	1.0
					1,750.00	000100	6.4
Counoise	1,600.00	000100	0.9		1,800.00	000100	28.7
Wtd. Avg. Base & Total Tons	1,600.00		0.9		1,850.00	021000	40.4
					1,938.00	000100	7.1
Freisa	2,500.00	000100	1.0		2,000.00	000100	1.0
Wtd. Avg. Base & Total Tons	2,500.00		1.0		2,500.00	000100	3.2
				Wtd. Avg. Base & Total Tons	1,331.15		2,483.6
Gamay (Napa) *	1,000.00	000100	392.4				
	1,200.00	000100	3.3	Merlot	400.00	000100	347.0
	1,600.00	000100	5.1		600.00	000100	20.5
Wtd. Avg. Base & Total Tons	1,009.28		400.8		850.00	000100	87.7
					900.00	017000	263.2
Graciano	2,500.00	000100	0.3		900.00	020800	360.6
Wtd. Avg. Base & Total Tons	2,500.00		0.3		900.00	022600	570.4
					900.00	062590	269.1
Grenache *	868.00	000100	172.2		911.50	000100	406.8
	900.00	017000	135.6		970.00	062590	1,161.9
	950.00	017000	8.6		1,000.00	000100	606.1
	1,100.00	000100	171.3		1,000.00	023100	281.6
	1,116.00	000100	212.1		1,000.00	024300	86.2
	1,235.00	000100	84.6		1,050.00	000100	1,013.8
	1,250.00	000100	75.4		1,050.00	020800	502.4
	1,278.73	000100	289.4		1,084.00	000100	480.7
	1,298.00	000100	93.6		1,084.83	017000	239.1
	1,300.00	000100	16.1		1,099.37	020800	95.9
	1,375.00	000100	32.2		1,100.00	000100	1,420.8
	1,395.64	000100	18.3		1,100.00	062590	208.1
	1,400.00	000100	20.6		1,100.51	020800	928.4
	1,400.00	012900	93.2		1,147.10	000100	303.6
	1,400.00	020600	21.2		1,150.00	000100	351.6
	1,435.71	020800	106.4		1,196.23	000100	496.0
	1,450.00	000100	3.5		1,200.00	000100	834.9
	1,500.00	000100	269.9		1,200.00	021000	7.2

TABLE 8: BASE PRICE PAID TO GROWERS FOR GRAPES CRUSHED AND DELIVERED TO CALIFORNIA PROCESSORS FROM THE 2017 CROP WITH BRIX FACTORS AND PURCHASED TONNAGE, BY TYPE, VARIETY, REPORTING DISTRICT WHERE GROWN, AND WEIGHTED AVERAGE BASE PRICE

District, Type, and Variety	Base Price	Brix	Tons	District, Type, and Variety	Base Price	Brix	Tons
	Per Ton	Factors			Per Ton	Factors	
	Dollars	Code a/			Dollars	Code a/	
DISTRICT 7 (Cont'd)					1,300.00	000100	56.4
Merlot (Cont'd)	1,200.00	022600	1,790.7		1,375.40	000100	75.5
	1,209.31	000100	51.2		1,500.00	000100	125.2
	1,215.00	000100	592.7		1,545.00	021200	1.3
	1,250.00	000100	230.1		1,600.00	000100	53.7
	1,250.00	023000	582.2		1,694.47	000100	64.4
	1,300.00	000100	124.3		1,800.00	000100	112.0
	1,346.58	000100	4.5		2,250.00	000100	25.1
	1,350.00	000100	25.2		2,400.00	024800	1.1
	1,400.00	000100	171.8		2,650.00	000100	8.6
	1,400.00	025100	78.0		2,750.00	000100	2.0
	1,495.95	000100	80.2	Wtd. Avg. Base & Total Tons	1,312.59		1,772.9
	1,500.00	000100	17.8				
	1,500.00	017200	7.3	Pinot Noir	500.00	000100	7.5
	1,540.43	000100	75.6		900.00	000100	71.6
	1,800.00	025100	8.6		909.00	000100	1.1
	2,000.00	000100	3.2		1,000.00	000100	369.9
	2,000.00	022700	2.2		1,200.00	000100	26.5
Wtd. Avg. Base & Total Tons	1,083.68		15,189.2		1,300.00	000100	274.1
					1,400.00	000100	483.1
Montepulciano	1,500.00	027600	1.5		1,400.00	020700	1,729.1
	2,000.00	000100	1.4		1,400.00	059590	543.2
	2,000.00	013600	3.3		1,425.00	000100	300.9
Wtd. Avg. Base & Total Tons	1,879.03		6.2		1,500.00	000100	919.9
					1,500.00	027600	2.5
Mourvedre *	868.00	000100	28.1		1,515.00	000100	324.6
	1,600.00	000100	9.8		1,575.00	000100	128.3
	1,700.00	000100	2.5		1,579.77	000100	619.3
	1,750.00	000100	2.3		1,600.00	000100	23.9
	2,500.00	023400	0.8		1,600.00	020800	729.3
	3,000.00	000100	17.2		1,600.00	059590	362.5
	3,000.00	017200	3.7		1,608.31	000100	213.7
	3,500.00	000100	1.6		1,615.00	000100	151.0
	3,800.00	000100	9.4		1,624.00	000100	100.2
	3,800.00	017000	1.8		1,638.07	000100	730.3
	3,800.00	017200	3.6		1,646.83	000100	143.2
	3,800.00	020800	4.1		1,650.00	000100	756.1
Wtd. Avg. Base & Total Tons	2,243.41		84.9		1,653.75	000100	97.5
					1,653.75	023000	70.7
Nebbiolo	2,250.00	000100	1.0		1,690.35	000100	942.1
Wtd. Avg. Base & Total Tons	2,250.00		1.0		1,697.99	000100	85.2
					1,700.00	000100	574.1
Negrette *	2,250.00	000100	0.5		1,700.00	017200	4.2
Wtd. Avg. Base & Total Tons	2,250.00		0.5		1,700.00	024500	505.5
					1,706.25	000100	1,378.8
Petit Verdot	450.00	000100	4.9		1,719.97	000100	202.6
	500.00	000100	6.4		1,729.00	000100	12.5
	1,200.00	000100	31.3		1,732.50	024500	24.1
	1,200.00	024300	201.7		1,750.00	000100	276.5
	1,250.00	000100	83.9		1,750.00	021000	411.6
	1,376.72	000100	7.3		1,750.00	059590	142.2
	1,400.00	000100	3.0		1,784.21	000100	2,481.9
	1,500.00	000100	53.0		1,800.00	000100	2,911.8
	1,500.00	025100	0.4		1,800.00	064047	110.4
	1,554.95	000100	39.0		1,800.00	068170	41.7
	1,600.00	000100	29.0		1,801.87	000100	448.8
	1,664.64	000100	38.7		1,801.88	000100	683.3
	1,750.00	000100	5.0		1,802.73	000100	531.8
	2,000.00	000100	4.1		1,814.40	000100	145.9
Wtd. Avg. Base & Total Tons	1,324.89		507.7		1,819.13	000100	676.3
					1,837.50	000100	875.0
Petite Sirah	500.00	000100	5.1		1,850.00	000100	772.0
	950.00	022700	36.7		1,850.00	019300	22.9
	1,120.00	063600	84.7		1,850.00	070587	410.6
	1,122.00	000100	157.7		1,870.00	000100	119.9
	1,138.46	000100	46.6		1,874.25	000100	390.5
	1,200.00	000100	361.5		1,875.00	000100	45.8
	1,200.00	021500	18.9		1,875.00	021000	325.7
	1,200.00	024500	281.0		1,891.96	000100	207.6
	1,241.96	000100	108.4		1,896.12	000100	48.4
	1,250.00	020800	101.5		1,900.00	000100	947.3
	1,265.00	021600	13.5		1,900.00	024500	261.7
	1,298.00	000100	32.0		1,908.95	020800	159.2

TABLE 8: BASE PRICE PAID TO GROWERS FOR GRAPES CRUSHED AND DELIVERED TO CALIFORNIA PROCESSORS FROM THE 2017 CROP WITH BRIX FACTORS AND PURCHASED TONNAGE, BY TYPE, VARIETY, REPORTING DISTRICT WHERE GROWN, AND WEIGHTED AVERAGE BASE PRICE

District, Type, and Variety	Base Price	Brix	Tons	District, Type, and Variety	Base Price	Brix	Tons
	Per Ton	Factors			Per Ton	Factors	
	Dollars	Code a/			Dollars	Code a/	
DISTRICT 7 (Cont'd)					3,900.00	000100	69.1
Pinot Noir (Cont'd)	1,910.89	000100	141.7		3,900.00	006500	16.4
	1,942.50	000100	327.9		3,900.00	013800	18.5
	1,948.26	000100	1,250.3		3,900.00	021000	41.9
	1,950.00	000100	265.7		3,900.00	024300	27.0
	2,000.00	000100	3,070.0		3,950.00	000100	5.2
	2,000.00	020800	226.2		4,000.00	000100	416.0
	2,000.00	021000	307.3		4,200.00	000100	13.9
	2,000.00	024300	64.0		4,300.00	000100	5.8
	2,000.00	024500	21.9		4,300.00	023400	2.5
	2,000.00	070587	131.7		4,483.20	000100	37.7
	2,025.00	000100	54.9		4,500.00	000100	39.2
	2,047.00	000100	196.8		4,500.00	014100	10.5
	2,050.00	000100	110.9		4,500.00	020600	6.5
	2,075.41	000100	184.6		4,600.00	000100	1.8
	2,100.00	000100	491.6		4,700.00	017900	5.4
	2,100.00	013100	1.8		4,800.00	000100	4.6
	2,121.80	000100	111.0		4,896.00	000100	1.2
	2,150.00	000100	617.8		4,900.00	000100	8.3
	2,184.09	000100	1,132.7		5,000.00	000100	44.6
	2,200.00	000100	1,398.8		5,000.00	014500	15.6
	2,200.00	024500	205.8		5,000.00	017900	2.6
	2,250.00	000100	21.6		5,000.00	024500	7.2
	2,250.00	017200	5.5		5,074.00	000100	7.4
	2,250.00	070587	329.2		5,250.00	000100	76.5
	2,265.00	000100	44.8		5,250.00	021800	2.8
	2,294.00	000100	4.0		5,300.00	024800	1.8
	2,300.00	000100	2.9		5,500.00	000100	6.2
	2,300.00	013800	41.1		5,592.00	021800	3.1
	2,300.00	021600	10.5		5,650.00	014500	9.3
	2,350.00	000100	20.5		5,750.00	000100	162.7
	2,397.00	021200	152.2		5,750.00	014500	1.9
	2,400.00	000100	199.0		5,877.48	000100	3.0
	2,400.00	021000	128.0		5,878.32	000100	10.6
	2,400.00	024300	66.0		5,922.24	000100	12.9
	2,400.00	027600	0.7		6,000.00	000100	5.1
	2,444.00	000100	7.8		6,000.00	025100	2.0
	2,500.00	000100	129.5		6,028.00	000100	3.1
	2,500.00	017200	14.4		6,100.00	000100	5.6
	2,500.00	025100	3.0		6,367.00	000100	4.5
	2,600.00	000100	7.0		6,444.00	000100	11.0
	2,665.00	000100	112.4		6,500.00	000100	18.2
	2,700.00	000100	72.4		6,538.00	000100	2.6
	2,750.00	000100	73.7		6,628.00	000100	3.3
	2,800.00	000100	37.4		7,464.95	000100	10.7
	2,900.00	000100	4.8		13,000.00	000100	16.5
	2,900.00	024300	71.0		17,000.00	000100	8.5
	3,000.00	000100	562.1	Wtd. Avg. Base & Total Tons	1,960.62		40,960.6
	3,000.00	008000	7.7				
	3,000.00	017200	16.1	Sagrantino	2,500.00	000100	1.0
	3,000.00	024500	1.2	Wtd. Avg. Base & Total Tons	2,500.00		1.0
	3,185.98	000100	29.1				
	3,200.00	000100	292.2	Sangiovese *	1,100.00	000100	126.7
	3,250.00	021500	91.8		1,100.00	020800	2.2
	3,300.00	000100	1.8		1,200.00	000100	3.1
	3,300.00	014500	21.0		1,202.00	000100	46.8
	3,400.00	000100	37.7		1,350.00	000100	100.5
	3,400.00	013800	4.1		1,500.00	013600	1.7
	3,400.00	014100	0.5		1,500.00	027600	0.8
	3,500.00	000100	189.8		2,600.00	000100	1.1
	3,500.00	020800	36.3	Wtd. Avg. Base & Total Tons	1,216.15		282.9
	3,500.00	021500	5.0				
	3,500.00	023400	1.3	Souzao	1,850.00	000100	10.7
	3,600.00	000100	127.5	Wtd. Avg. Base & Total Tons	1,850.00		10.7
	3,600.00	014500	63.8				
	3,600.00	017200	3.6	Syrah *	850.00	000100	146.6
	3,600.00	021200	2.9		950.00	016800	214.5
	3,600.00	024500	22.6		970.00	059590	126.0
	3,700.00	000100	2.1		1,000.00	000100	1.5
	3,700.00	021800	4.3		1,000.00	020700	101.6
	3,750.00	013400	4.0		1,000.00	020800	493.7
	3,800.00	000100	4.9		1,000.00	021500	131.1
	3,800.00	017900	5.7		1,036.00	000100	175.0

TABLE 8: BASE PRICE PAID TO GROWERS FOR GRAPES CRUSHED AND DELIVERED TO CALIFORNIA PROCESSORS FROM THE 2017 CROP WITH BRIX FACTORS AND PURCHASED TONNAGE, BY TYPE, VARIETY, REPORTING DISTRICT WHERE GROWN, AND WEIGHTED AVERAGE BASE PRICE

District, Type, and Variety	Base Price	Brix	Tons	District, Type, and Variety	Base Price	Brix	Tons
	Per Ton	Factors			Per Ton	Factors	
	Dollars	Code a/			Dollars	Code a/	
DISTRICT 7 (Cont'd)				Wtd. Avg. Base & Total Tons	2,250.00		2.5
Syrah * (Cont'd)	1,065.00	000100	37.1	Zinfandel	250.00	000100	172.3
	1,082.00	000100	26.1		900.00	067550	45.1
	1,150.00	000100	25.1		1,200.00	000100	53.3
	1,155.00	000100	319.1		1,250.00	004496	1.2
	1,200.00	000100	1,229.7		1,350.00	017600	3.3
	1,200.00	025300	3.6		1,500.00	000100	6.6
	1,208.57	000100	35.9		1,568.89	024800	29.3
	1,213.80	017000	687.4		1,600.00	000100	16.2
	1,213.80	024500	161.0		1,700.00	017400	1.7
	1,222.00	024300	9.1		1,745.85	000100	241.8
	1,222.05	017000	393.1		2,000.00	000100	8.3
	1,225.00	000100	81.1		2,500.00	000100	13.0
	1,260.00	000100	207.3		2,500.00	013800	2.6
	1,273.10	000100	18.1		2,500.00	017200	9.3
	1,300.00	000100	1.0		2,600.00	000100	2.5
	1,326.00	000100	21.0		2,650.00	000100	3.4
	1,395.74	000100	10.7		3,200.00	000100	3.6
	1,400.00	000100	287.6	Wtd. Avg. Base & Total Tons	1,249.04		613.5
	1,450.00	017400	6.5	Other Red b/	1,800.00	000100	5.5
	1,495.95	000100	74.0		2,250.00	000100	2.5
	1,500.00	000100	130.4		2,500.00	000100	5.3
	1,540.43	000100	53.0		2,500.00	017200	5.9
	1,545.00	000100	1.2	Wtd. Avg. Base & Total Tons	2,266.93		19.2
	1,600.00	000100	111.6				
	1,700.00	000100	1.5	DISTRICT 8			
	1,700.00	021000	0.9	WINE GRAPES (WHITE)			
	1,800.00	000100	7.7	Albarino	496.50	000100	2.0
	1,800.00	025100	4.6		1,300.00	000100	13.8
	1,850.00	000100	3.2		1,700.00	000100	5.7
	2,000.00	000100	13.7		1,800.00	000100	39.0
	2,000.00	021500	16.3		1,800.00	011300	0.5
	2,100.00	000100	25.3		1,900.00	000100	9.1
	2,200.00	000100	1.6		1,950.00	000100	11.3
	2,346.00	021200	12.1		1,950.00	002000	2.0
	2,350.00	000100	1.9		1,980.50	000100	32.2
	2,500.00	000100	2.3		2,000.00	000100	4.6
	2,600.00	000100	6.6		2,000.00	010700	1.2
	2,750.00	015500	1.5		2,000.00	020800	7.9
	3,000.00	000100	5.3		2,000.00	020900	3.1
	3,000.00	021000	1.5		2,028.49	000100	2.7
	3,400.00	017200	2.2		2,100.00	000100	1.1
	3,500.00	000100	7.7		2,100.00	009500	3.5
	3,500.00	017200	2.5		2,105.98	000100	8.7
	3,500.00	023400	1.1		2,150.00	000100	4.2
	3,600.00	000100	1.4		2,200.00	000100	5.4
	3,600.00	021500	2.9		2,200.00	011300	1.0
	3,650.00	000100	7.1		2,200.00	013600	3.5
	3,700.00	000100	9.7		2,300.00	000100	2.5
	3,800.00	000100	6.1		2,500.00	017100	4.1
	4,000.00	017600	2.8		2,800.00	000100	2.3
	4,000.00	024500	12.7		3,209.07	000100	9.2
	4,000.00	025100	2.1		3,295.60	000100	14.6
Wtd. Avg. Base & Total Tons	1,226.01		5,485.0	Wtd. Avg. Base & Total Tons	2,073.10		195.2
Tannat	1,250.00	000100	217.3	Arneis	2,150.00	000100	4.6
	1,800.00	000100	9.0		2,200.00	000100	1.0
Wtd. Avg. Base & Total Tons	1,271.87		226.3	Wtd. Avg. Base & Total Tons	2,158.93		5.6
Tempranillo *	1,500.00	000100	4.3	Chardonnay *	700.00	000100	325.4
	1,525.00	000100	1.1		750.00	002000	582.2
	1,560.00	000100	2.7		800.00	000100	1,007.4
	1,600.00	000100	3.5		800.00	002000	142.6
	1,800.00	000100	4.7		800.00	013800	70.0
	2,800.00	002600	1.8		850.00	000100	122.5
Wtd. Avg. Base & Total Tons	1,736.99		18.1		900.00	000100	374.1
Teroldego	600.00	000100	32.9		900.00	048600	135.8
	1,300.00	025100	9.5		925.00	000100	1,133.2
	1,500.00	020800	3.7		950.00	000100	143.7
Wtd. Avg. Base & Total Tons	816.49		46.1		950.00	048600	473.1
Trousseau *	2,250.00	000100	2.5		979.96	000100	329.5

TABLE 8: BASE PRICE PAID TO GROWERS FOR GRAPES CRUSHED AND DELIVERED TO CALIFORNIA PROCESSORS FROM THE 2017 CROP WITH BRIX FACTORS AND PURCHASED TONNAGE, BY TYPE, VARIETY, REPORTING DISTRICT WHERE GROWN, AND WEIGHTED AVERAGE BASE PRICE

District, Type, and Variety	Base Price	Brix	Tons	District, Type, and Variety	Base Price	Brix	Tons
	Per Ton	Factors			Per Ton	Factors	
	Dollars	Code a/			Dollars	Code a/	
DISTRICT 8 (Cont'd)					2,200.00	017200	54.5
Chardonnay * (Cont'd)	993.20	000100	569.1		2,200.00	017400	37.0
	1,000.00	000100	43.0		2,200.00	020800	10.1
	1,000.00	002200	53.0		2,200.00	046000	62.6
	1,000.00	013600	1,074.8		2,209.99	000100	149.8
	1,000.00	024500	48.1		2,222.02	000100	157.6
	1,050.00	000100	202.7		2,248.83	000100	104.8
	1,100.00	000100	392.4		2,250.00	000100	22.2
	1,200.00	000100	241.3		2,257.06	000100	155.0
	1,200.00	013600	35.3		2,300.00	000100	65.2
	1,200.00	017200	69.9		2,300.00	013600	35.0
	1,200.00	024500	684.7		2,300.00	021000	34.1
	1,238.13	000100	4.9		2,311.70	000100	11.9
	1,250.00	000100	1.3		2,355.98	000100	12.2
	1,250.00	002000	862.4		2,374.24	000100	16.9
	1,250.00	059693	44.2		2,400.00	000100	39.4
	1,300.00	000100	1,040.0		2,400.00	013600	2.0
	1,300.00	013600	33.5		2,400.00	017200	33.5
	1,300.00	024500	530.7		2,411.09	000100	3.1
	1,315.00	000100	32.7		2,414.14	000100	120.2
	1,400.00	000100	270.6		2,450.00	024300	123.7
	1,400.00	048600	47.6		2,463.05	000100	13.8
	1,425.00	000100	726.4		2,475.00	000100	25.6
	1,455.94	017000	614.8		2,500.00	000100	153.0
	1,456.35	000100	7.8		2,500.00	001900	2.0
	1,475.00	024500	135.5		2,500.00	017200	18.3
	1,500.00	000100	77.4		2,500.00	017400	6.9
	1,500.00	017200	104.2		2,506.00	000100	2.6
	1,539.00	016800	47.0		2,519.10	000100	9.1
	1,543.50	000100	474.3		2,550.00	000100	10.2
	1,599.88	000100	1,471.4		2,578.00	000100	4.0
	1,600.00	000100	230.6		2,583.06	013600	29.8
	1,600.00	017800	2.1		2,598.96	000100	5.0
	1,650.00	000100	386.9		2,600.00	000100	27.3
	1,700.00	000100	188.6		2,639.47	014400	3.8
	1,700.00	021500	6.9		2,700.00	000100	3.2
	1,750.00	000100	123.5		2,700.00	013400	5.9
	1,750.00	013600	203.9		2,767.00	000100	3.6
	1,750.00	017200	93.0		2,800.00	000100	8.1
	1,765.00	000100	234.9		2,800.00	013400	2.2
	1,791.09	000100	12.8		2,800.00	017200	20.7
	1,797.25	000100	44.6		2,800.00	021000	2.6
	1,800.00	000100	155.5		2,800.00	021800	6.1
	1,800.00	016800	46.0		2,801.71	000100	43.4
	1,800.00	017000	30.2		2,827.00	010700	43.2
	1,800.00	017200	134.5		2,900.00	000100	2.1
	1,800.00	020800	4.2		2,900.00	010600	2.0
	1,800.00	021000	2.7		2,996.02	000100	6.6
	1,800.00	021200	3.0		3,000.00	000100	29.2
	1,850.00	000100	25.0		3,000.00	000200	5.2
	1,850.00	013800	20.8		3,000.00	001400	3.5
	1,850.00	020800	6.1		3,000.00	011100	3.0
	1,850.00	021200	34.2		3,000.00	011300	2.4
	1,898.76	000100	7.7		3,000.00	013100	12.1
	1,900.00	000100	268.8		3,000.00	013600	10.2
	1,900.00	002000	12.0		3,000.00	017200	23.5
	1,900.00	013600	10.2		3,002.65	000100	8.5
	1,950.00	000100	113.6		3,015.00	000100	2.7
	1,995.00	000100	5.9		3,035.91	000100	7.7
	2,000.00	000100	363.6		3,054.15	013600	28.2
	2,000.00	013600	3.0		3,071.17	000100	22.2
	2,000.00	019100	94.2		3,081.00	000100	15.1
	2,000.00	029800	24.7		3,089.49	000100	5.5
	2,047.50	000100	71.3		3,125.00	017800	5.7
	2,050.00	000100	29.8		3,150.00	013100	45.8
	2,100.00	000100	158.7		3,150.00	017200	23.1
	2,106.54	000100	100.9		3,200.00	000100	3.2
	2,118.17	000100	556.8		3,208.31	000100	5.5
	2,135.92	000100	7.2		3,226.51	000100	19.6
	2,142.00	017200	62.6		3,240.48	000100	5.0
	2,150.00	000100	93.4		3,250.00	000100	41.7
	2,150.00	024400	3.8		3,273.00	013600	1.8
	2,200.00	000100	70.9		3,288.00	021800	1.7

TABLE 8: BASE PRICE PAID TO GROWERS FOR GRAPES CRUSHED AND DELIVERED TO CALIFORNIA PROCESSORS FROM THE 2017 CROP WITH BRIX FACTORS AND PURCHASED TONNAGE, BY TYPE, VARIETY, REPORTING DISTRICT WHERE GROWN, AND WEIGHTED AVERAGE BASE PRICE

District, Type, and Variety	Base Price	Brix	Tons	District, Type, and Variety	Base Price	Brix	Tons
	Per Ton	Factors			Per Ton	Factors	
	Dollars	Code a/			Dollars	Code a/	
DISTRICT 8 (Cont'd)				Wtd. Avg. Base & Total Tons	1,464.03		38.7
Chardonnay * (Cont'd)	3,295.60	000100	44.1	Grenache Blanc	325.00	010900	24.6
	3,300.00	000100	9.3		350.00	000100	28.9
	3,385.43	000100	0.7		800.00	000100	0.9
	3,400.00	000100	17.7		900.00	000100	4.1
	3,400.00	013600	2.0		1,000.00	000100	6.4
	3,400.00	020800	0.7		1,100.00	000100	28.6
	3,500.00	000100	97.1		1,300.00	010900	12.0
	3,500.00	011300	1.1		1,300.00	016800	41.0
	3,500.00	013100	12.3		1,400.00	000100	21.2
	3,500.00	024500	39.2		1,400.00	010700	14.0
	3,600.00	000100	8.4		1,400.00	016000	8.4
	3,600.00	009500	1.0		1,435.00	000100	8.2
	3,600.00	017200	10.3		1,438.00	000100	1.5
	3,601.00	000100	5.3		1,500.00	000100	12.2
	3,605.00	000100	6.0		1,500.00	017200	0.4
	3,700.00	000100	21.8		1,600.00	000100	14.0
	3,750.00	016800	12.0		1,650.00	013600	5.0
	3,750.00	017200	1.2		1,700.00	000100	2.1
	3,765.00	000100	4.6		1,750.00	000100	2.1
	3,781.00	000100	10.8		1,796.00	000100	17.3
	3,815.00	000100	4.0		1,800.00	000100	28.0
	3,861.48	000100	3.0		1,800.00	011400	10.0
	3,900.00	000100	4.2		1,800.00	013400	2.0
	4,000.00	000100	28.9		1,800.00	013600	35.7
	4,000.00	013600	1.0		1,800.00	017400	2.2
	4,000.00	021000	7.5		1,850.00	000100	4.4
	4,030.77	000100	1.3		1,900.00	011100	5.4
	4,044.66	027800	3.9		2,000.00	000100	93.0
	4,107.35	000100	8.2		2,000.00	011300	1.0
	4,168.42	000100	2.7		2,000.00	013600	2.3
	4,200.00	000100	1.8		2,000.00	015700	23.9
	4,500.00	000100	7.9		2,000.00	017000	2.2
	4,500.00	013600	2.0		2,000.00	017600	4.3
	4,600.00	000100	4.2		2,100.00	000100	1.6
	4,700.00	000100	11.1		2,100.00	000100	30.8
	4,700.00	012630	4.0		2,150.00	000100	25.2
	4,700.00	017200	9.6		2,200.00	000100	8.4
	4,700.00	017200	9.6		2,200.00	013600	8.4
	5,050.00	000100	38.4		2,200.00	017800	10.8
	5,230.66	000100	1.4		2,250.00	000100	5.9
	5,498.53	000100	7.2		2,300.00	000100	12.7
	6,375.43	000100	1.2		2,358.80	000100	7.1
Wtd. Avg. Base & Total Tons	1,482.80		21,332.7		2,400.00	000100	10.2
					2,500.00	000100	14.2
Chenin Blanc	790.56	000100	2.4		2,600.00	000100	3.2
	1,200.00	000100	3.3		2,600.00	017600	1.0
	1,250.00	000100	147.8		2,640.00	000100	4.1
	1,250.00	015700	19.2		2,684.00	013600	4.0
	1,550.00	000100	23.9		2,800.00	000100	1.9
	1,600.00	000100	45.0		2,800.00	025100	1.0
	1,850.00	000100	2.7		2,808.00	000100	1.5
	1,900.00	000100	26.8		2,900.00	000100	2.8
	1,900.00	018750	3.1		2,950.00	000100	8.7
	2,000.00	000100	25.2		2,984.84	000100	2.0
	2,000.00	011400	3.2		3,000.00	000100	35.0
	2,250.00	011400	2.5		3,000.00	020700	2.0
	2,400.00	000100	1.0		3,250.00	000100	1.0
	2,800.00	000100	4.8		3,436.00	000100	1.3
	2,800.00	011100	3.5		3,439.94	027150	4.6
	3,000.00	013100	2.0		3,500.00	000100	1.7
	3,656.50	000100	12.7		3,600.00	000100	1.9
Wtd. Avg. Base & Total Tons	1,598.18		329.1		3,791.00	000100	2.2
					4,500.00	000100	2.0
Fiano	1,800.00	000100	0.7	Wtd. Avg. Base & Total Tons	1,833.81		676.1
	2,959.00	000100	1.7				
Wtd. Avg. Base & Total Tons	2,620.96		2.4	Gruener Veltliner	1,400.00	008150	7.9
					1,700.00	000100	9.6
Gewurztraminer	1,000.00	000100	11.0		2,000.00	000100	5.3
	1,400.00	000100	18.5		2,000.00	011200	3.2
	2,000.00	000100	3.3		2,500.00	009510	9.6
	2,018.00	000100	1.0		3,000.00	000100	2.9
	2,200.00	000100	3.7		3,543.02	013400	11.1
	2,500.00	000100	1.2				

TABLE 8: BASE PRICE PAID TO GROWERS FOR GRAPES CRUSHED AND DELIVERED TO CALIFORNIA PROCESSORS FROM THE 2017 CROP WITH BRIX FACTORS AND PURCHASED TONNAGE, BY TYPE, VARIETY, REPORTING DISTRICT WHERE GROWN, AND WEIGHTED AVERAGE BASE PRICE

District, Type, and Variety	Base Price	Brix	Tons	District, Type, and Variety	Base Price	Brix	Tons
	Per Ton	Factors			Per Ton	Factors	
	Dollars	Code a/			Dollars	Code a/	
DISTRICT 8 (Cont'd)					3,150.00	013400	1.2
Gruner Veltliner (Cont'd)					3,500.00	021000	1.4
Wtd. Avg. Base & Total Tons	2,346.93		49.6	Wtd. Avg. Base & Total Tons	2,342.27		32.8
Malvasia Bianca	875.00	000100	68.0				
	1,000.00	000100	23.5	Pinot Blanc	1,700.00	000100	7.2
	1,500.00	000100	17.6		1,732.16	000100	29.6
	1,600.00	000100	6.6		1,900.00	000100	4.6
	1,880.00	000100	2.2		2,121.09	000100	1.0
	2,000.00	000100	2.8		2,148.00	000100	4.2
	2,500.00	000100	2.1		2,150.00	017400	33.4
Wtd. Avg. Base & Total Tons	1,098.91		122.8		2,270.00	000100	2.5
					2,398.69	013400	5.9
Marsanne	1,000.00	000100	4.1		2,400.00	000100	0.7
	1,400.00	000100	2.0		2,550.00	000100	5.1
	1,438.00	000100	5.5		3,000.00	000100	2.2
	1,500.00	013600	1.9		3,000.00	013100	1.8
	1,603.84	014400	9.4	Wtd. Avg. Base & Total Tons	2,054.14		98.2
	1,650.00	028910	0.5				
	1,730.91	000100	1.7	Pinot Gris *	638.13	000100	115.8
	1,800.00	000100	11.6		1,000.00	000100	108.9
	2,000.00	000100	2.0		1,050.00	044450	220.6
	2,000.00	009300	8.5		1,100.00	000100	18.3
	2,200.00	000100	11.0		1,200.00	000100	274.4
	2,300.00	000100	2.1		1,200.00	001700	226.4
	3,000.00	000100	6.1		1,250.00	000100	95.9
	3,250.00	027150	2.4		1,250.00	016800	109.0
	3,866.00	000100	1.0		1,325.02	000100	0.3
	4,644.44	000100	0.9		1,338.99	000100	11.3
Wtd. Avg. Base & Total Tons	15,971.80	027800	0.2		1,400.00	000100	121.2
	2,041.65		70.9		1,500.00	000100	190.9
					1,500.00	016800	4.0
Melon	2,300.00	000100	19.6		1,500.00	017000	171.9
Wtd. Avg. Base & Total Tons	2,300.00		19.6		1,600.00	000100	25.3
					1,650.00	000100	6.9
Moscato Gaillo *	1,200.00	027800	0.5		1,780.00	000100	3.7
Wtd. Avg. Base & Total Tons	1,200.00		0.5		1,800.00	013400	3.0
					1,800.00	017000	22.3
Muscat Blanc *	500.00	000100	23.0		1,850.00	016800	3.8
	1,000.00	000100	1.7		1,900.00	000100	5.0
	1,200.00	000100	0.8		1,900.00	017000	4.4
	1,250.00	000100	8.3		1,901.52	000100	2.2
	1,300.73	000100	0.2		1,904.52	000100	2.1
	1,450.00	000100	81.9		1,950.00	000100	16.0
	1,500.00	000100	8.8		1,969.66	000100	3.1
	1,800.00	000100	0.5		2,000.00	000100	5.0
	1,900.00	000100	1.9		2,100.00	000100	2.4
	2,200.00	000100	1.4		2,100.00	009500	3.8
	2,725.00	000100	15.0		2,100.00	013600	2.1
Wtd. Avg. Base & Total Tons	1,430.07		143.5		2,150.00	000100	14.4
					2,150.00	013100	2.0
Muscat Orange	1,000.00	000100	0.4		2,200.00	000100	23.1
	1,200.00	000100	25.3		2,300.00	000100	10.9
	1,226.21	000100	65.1		2,500.00	000100	1.0
	1,308.79	000100	21.3		3,000.00	000100	2.2
	1,433.25	000100	40.9		3,400.00	000100	0.5
	1,500.00	000100	4.4		3,447.96	000100	5.4
	1,500.00	013100	2.2		3,663.90	000100	9.8
	1,600.00	000100	9.7	Wtd. Avg. Base & Total Tons	1,300.67		1,849.3
	3,475.00	000100	5.0				
	4,302.00	016800	3.0	Roussanne	1,200.00	000100	1.8
Wtd. Avg. Base & Total Tons	1,425.74		177.3		1,400.00	000100	13.4
					1,500.00	000100	5.5
Picpoul Blanc	1,600.00	000100	2.5		1,500.00	013800	5.9
	1,750.00	000100	1.0		1,606.15	000100	10.4
	1,800.00	000100	6.3		1,650.00	029712	0.5
	1,800.00	013400	1.0		1,783.21	000100	4.8
	2,000.00	000100	1.3		1,800.00	000100	15.8
	2,100.00	000100	0.5		1,873.75	000100	5.8
	2,253.09	000100	5.7		2,000.00	000100	70.3
	2,300.00	000100	2.3		2,000.00	013600	0.8
	2,483.00	000100	3.0		2,000.00	017800	1.3
	3,000.00	011400	5.1		2,043.80	000100	1.4
	3,150.00	000100	1.5		2,100.00	000100	1.5

TABLE 8: BASE PRICE PAID TO GROWERS FOR GRAPES CRUSHED AND DELIVERED TO CALIFORNIA PROCESSORS FROM THE 2017 CROP WITH BRIX FACTORS AND PURCHASED TONNAGE, BY TYPE, VARIETY, REPORTING DISTRICT WHERE GROWN, AND WEIGHTED AVERAGE BASE PRICE

District, Type, and Variety	Base Price	Brix	Tons	District, Type, and Variety	Base Price	Brix	Tons
	Per Ton	Factors			Per Ton	Factors	
	Dollars	Code a/			Dollars	Code a/	
DISTRICT 8 (Cont'd)					1,900.00	000100	81.6
Roussanne (Cont'd)	2,171.34	000100	9.9		1,950.00	000100	4.2
	2,171.34	014400	13.5		2,000.00	000100	152.3
	2,200.00	000100	8.4		2,000.00	013600	130.5
	2,200.00	013600	3.8		2,000.00	015700	105.2
	2,200.00	017600	2.1		2,000.00	017000	18.9
	2,217.63	000100	2.0		2,100.00	000100	6.1
	2,317.37	000100	15.2		2,150.00	000100	11.9
	2,400.00	000100	0.6		2,200.00	000100	163.3
	2,500.00	000100	4.3		2,200.00	012200	1.2
	2,500.00	013600	11.5		2,250.00	000100	8.4
	2,800.00	000100	3.0		2,317.46	000100	8.8
	2,950.00	000100	2.0		2,324.46	000100	4.1
	3,000.00	000100	16.9		2,331.43	000100	1.8
	3,000.00	013100	4.1		2,400.00	000100	10.8
	3,000.00	014400	0.8		2,400.00	013400	6.4
	3,150.00	000100	3.4		2,400.00	013600	16.0
	3,150.00	027150	0.9		2,400.00	019650	6.7
	3,150.00	027600	1.0		2,493.68	000100	8.5
	3,248.00	000100	1.1		2,500.00	000100	2.5
	3,250.00	027150	1.2		2,514.28	000100	5.6
	3,500.00	000100	10.3		2,567.65	000100	2.1
	3,500.00	025100	1.0		2,588.24	000100	3.1
	4,000.00	000100	1.2		2,732.58	000100	2.7
	4,500.00	000100	3.1		2,800.00	001900	5.5
	5,500.00	021800	1.0		3,000.00	000100	1.1
	16,139.55	027800	0.2		3,172.88	000100	2.4
	16,330.77	000100	1.3		3,250.00	025100	15.4
Wtd. Avg. Base & Total Tons	2,316.43		263.0		3,295.60	000100	16.4
					3,359.31	000100	2.3
Sauvignon Blanc	725.00	000100	72.1		3,500.00	000100	5.3
	800.00	013600	8.5		4,000.00	000100	6.9
	820.00	045250	120.2		4,500.00	000100	1.7
	850.00	017000	19.4	Wtd. Avg. Base & Total Tons	1,436.86		4,696.8
	900.00	000100	23.5				
	950.00	010900	180.2	Semillon	800.00	000100	5.6
	950.00	020800	148.7		1,300.00	013600	2.1
	1,000.00	000100	54.1		1,800.00	000100	10.3
	1,000.00	017000	60.0		1,850.00	000100	9.1
	1,100.00	000100	48.4		2,000.00	000100	2.2
	1,100.00	016800	292.0		2,200.00	000100	10.2
	1,111.61	000100	116.5	Wtd. Avg. Base & Total Tons	1,757.59		39.5
	1,159.00	000100	134.7				
	1,200.00	000100	22.9	St. Emilion *	500.00	000100	0.1
	1,200.00	013600	24.4		2,800.00	000100	1.7
	1,200.00	015500	130.2	Wtd. Avg. Base & Total Tons	2,672.22		1.8
	1,200.00	016800	70.0				
	1,250.00	000100	98.6	Tocai Friulano	1,769.83	000100	8.2
	1,250.00	013400	97.2		2,500.00	000100	3.3
	1,250.00	016800	397.0	Wtd. Avg. Base & Total Tons	1,979.36		11.5
	1,275.00	000100	128.6				
	1,275.00	016800	14.0	Verdejo	1,200.00	000100	2.3
	1,300.00	000100	203.4		1,750.00	000100	1.5
	1,300.00	016800	131.0		1,800.00	017400	1.5
	1,315.00	000100	45.9		2,000.00	000100	1.1
	1,343.88	000100	42.9	Wtd. Avg. Base & Total Tons	1,607.03		6.4
	1,350.00	016800	131.0				
	1,400.00	000100	24.4	Verdelho	1,200.00	000100	16.7
	1,400.00	016800	167.0		1,600.00	000100	5.1
	1,500.00	000100	8.3		2,000.00	000100	2.6
	1,515.00	000100	59.0		2,000.00	017600	1.5
	1,600.00	000100	94.2		2,150.00	000100	4.0
	1,600.00	015700	76.2	Wtd. Avg. Base & Total Tons	1,505.02		29.9
	1,640.73	000100	38.5				
	1,700.00	000100	156.2	Vermentino *	1,200.00	000100	8.8
	1,700.00	015700	33.9		1,200.00	002000	8.6
	1,700.00	020800	191.8		1,500.00	000100	3.6
	1,700.00	052500	3.7		1,675.00	000100	2.8
	1,777.35	000100	1.6		1,750.00	017000	1.6
	1,800.00	000100	184.8		2,000.00	000100	14.8
	1,800.00	013600	5.4	Wtd. Avg. Base & Total Tons	1,576.37		40.2
	1,809.47	000100	5.7				
	1,850.00	000100	11.0	Viognier	300.00	001900	188.3

TABLE 8: BASE PRICE PAID TO GROWERS FOR GRAPES CRUSHED AND DELIVERED TO CALIFORNIA PROCESSORS FROM THE 2017 CROP WITH BRIX FACTORS AND PURCHASED TONNAGE, BY TYPE, VARIETY, REPORTING DISTRICT WHERE GROWN, AND WEIGHTED AVERAGE BASE PRICE

District, Type, and Variety	Base Price	Brix	Tons	District, Type, and Variety	Base Price	Brix	Tons
	Per Ton	Factors			Per Ton	Factors	
	Dollars	Code a/			Dollars	Code a/	
DISTRICT 8 (Cont'd)					3,250.00	014400	1.6
Viognier (Cont'd)	400.00	026800	25.7		3,250.00	027150	3.0
	775.50	000100	0.2		3,300.00	000100	0.1
	875.00	000100	97.0		3,400.00	000100	2.6
	988.00	000100	6.4		3,500.00	000100	14.2
	1,000.00	000100	4.5		3,500.00	021000	2.1
	1,050.00	054575	142.8		3,534.01	000100	9.4
	1,113.00	000100	54.6		3,600.00	000100	3.2
	1,200.00	000100	75.8		3,744.30	000100	2.2
	1,200.00	024800	24.1		4,000.00	000100	0.6
	1,250.00	000100	5.1		4,000.00	021500	2.5
	1,299.43	000100	26.8		14,000.00	000100	0.4
	1,300.00	000100	5.5		15,620.00	000100	0.5
	1,300.00	059693	16.5	Wtd. Avg. Base & Total Tons	1,475.67		1,401.3
	1,328.68	000100	3.7				
	1,400.00	000100	15.7	White Riesling *	767.00	015800	10.7
	1,400.00	016000	4.7		1,034.00	000100	7.1
	1,400.00	016800	45.0		1,050.00	000100	159.8
	1,438.00	000100	4.2		1,207.43	009000	8.2
	1,454.68	000100	32.9		1,225.13	000100	13.9
	1,476.79	000100	4.6		1,300.00	000100	27.6
	1,500.00	000100	16.9		1,300.00	017000	84.6
	1,500.00	017200	0.5		1,450.00	000100	5.5
	1,518.28	000100	12.7		1,500.00	000100	5.2
	1,518.28	014400	45.0		1,600.00	000100	3.3
	1,600.00	000100	54.7		1,600.00	011600	4.6
	1,650.00	029778	1.0		1,750.00	000100	11.3
	1,700.00	000100	6.5		1,750.00	011100	2.7
	1,700.00	024500	0.9		1,780.00	000100	8.1
	1,750.00	000100	20.5		1,800.00	000100	18.8
	1,750.00	021200	1.1		1,900.00	000100	5.9
	1,800.00	000100	18.7		2,000.00	000100	23.9
	1,800.00	013100	1.5		2,000.00	009450	2.2
	1,800.00	013600	18.3		2,200.00	011600	1.1
	1,800.00	017800	2.2		2,600.00	000100	1.5
	1,800.00	021000	3.3		2,900.00	000100	1.7
	1,900.00	000100	1.0	Wtd. Avg. Base & Total Tons	1,304.79		407.7
	2,000.00	000100	100.9				
	2,000.00	008300	8.7	Other White b/	1,800.00	000100	5.5
	2,000.00	013400	5.0		1,800.00	008100	2.2
	2,000.00	017800	8.7		2,150.00	000100	3.0
	2,008.00	000100	24.4		2,200.00	000100	1.9
	2,020.00	017200	1.2		2,200.00	011300	2.3
	2,033.10	000100	4.3		2,350.00	013600	3.9
	2,050.00	000100	5.6		2,400.00	000100	7.6
	2,100.00	000100	30.7		2,400.00	013400	1.7
	2,100.00	017600	4.2		6,896.00	000100	0.9
	2,150.00	000100	2.2		16,862.65	000100	0.4
	2,150.00	013600	7.4	Wtd. Avg. Base & Total Tons	2,516.55		29.4
	2,200.00	000100	14.0				
	2,200.00	017800	1.7	WINE GRAPES (RED)			
	2,200.00	020800	2.0	Aglianico	833.00	000100	9.0
	2,250.00	000100	2.7		869.24	013600	8.5
	2,280.00	016800	25.0		1,400.00	013600	1.0
	2,300.00	000100	1.0		1,900.00	000100	9.9
	2,356.41	000100	3.4		2,500.00	000100	0.8
	2,400.00	000100	20.7		2,800.00	000100	1.0
	2,400.00	019650	0.3		3,500.00	000100	1.6
	2,459.74	000100	6.0		3,600.00	000100	2.6
	2,500.00	000100	6.9	Wtd. Avg. Base & Total Tons	1,594.64		34.4
	2,500.00	013600	3.6				
	2,600.00	000100	0.2	Alicante Bouschet *	1,300.00	017200	0.5
	2,800.00	000100	6.6		1,800.00	000100	1.5
	2,808.00	000100	2.2		1,995.38	000100	7.9
	2,900.00	000100	2.8		1,997.93	000100	0.4
	2,950.00	000100	10.1		2,200.00	000100	3.7
	3,000.00	000100	44.3		2,400.00	000100	12.9
	3,000.00	027600	1.2		2,800.00	000100	2.5
	3,062.50	000100	0.6	Wtd. Avg. Base & Total Tons	2,245.33		29.4
	3,100.00	000100	2.0				
	3,150.00	000100	6.1	Barbera	1,000.00	000100	6.4
	3,200.00	017200	2.3		1,050.00	023000	89.7
	3,250.00	011600	1.0		1,200.00	000100	6.0

TABLE 8: BASE PRICE PAID TO GROWERS FOR GRAPES CRUSHED AND DELIVERED TO CALIFORNIA PROCESSORS FROM THE 2017 CROP WITH BRIX FACTORS AND PURCHASED TONNAGE, BY TYPE, VARIETY, REPORTING DISTRICT WHERE GROWN, AND WEIGHTED AVERAGE BASE PRICE

District, Type, and Variety	Base Price	Brix	Tons	District, Type, and Variety	Base Price	Brix	Tons
	Per Ton	Factors			Per Ton	Factors	
	Dollars	Code a/			Dollars	Code a/	
DISTRICT 8 (Cont'd)					3,200.00	000100	6.5
Barbera (Cont'd)	1,300.00	017000	0.5		3,200.00	019650	0.9
	1,385.73	000100	25.1		3,200.00	027600	0.5
	1,400.00	000100	16.8		3,240.00	000100	1.8
	1,600.00	000100	5.2		3,343.80	000100	37.5
	1,672.08	000100	25.1		3,400.00	000100	5.0
	1,673.43	000100	2.8		3,500.00	000100	3.5
	1,800.00	000100	7.1		3,500.00	017200	1.3
	1,800.00	026500	4.6		3,566.50	000100	1.0
	1,800.00	027600	1.0		3,900.00	000100	1.3
	1,900.00	000100	2.7		4,000.00	000100	6.6
	2,000.00	017600	2.3		4,000.00	021200	1.5
	2,000.00	069510	0.9		4,302.00	024500	399.0
	2,200.00	000100	5.4		4,516.36	000100	1.1
	2,200.00	017400	1.5		5,000.00	000100	2.3
	2,300.00	014100	11.8	Wtd. Avg. Base & Total Tons	2,777.14		1,282.6
	2,350.00	000100	1.4				
	2,350.00	025100	3.1	Cabernet Sauvignon	198.37	000100	4.8
	3,343.80	000100	11.6		300.00	000100	1.6
Wtd. Avg. Base & Total Tons	1,505.56		231.0		500.00	000100	544.0
					500.00	024500	9.3
Blaufraenkisch *	714.89	000100	2.9		525.00	000100	391.6
	1,900.00	000100	3.9		550.00	062590	356.3
Wtd. Avg. Base & Total Tons	1,394.59		6.8		600.00	000100	86.2
					700.00	000100	1,067.3
Cabernet Franc	1,000.00	000100	27.8		707.00	000100	1,417.2
	1,300.00	000100	133.0		800.00	000100	344.6
	1,400.00	000100	13.8		800.00	013600	7.8
	1,400.00	014100	6.2		825.98	000100	757.9
	1,500.00	000100	15.4		888.32	000100	705.4
	1,600.00	000100	94.0		900.00	000100	2.1
	1,600.00	014100	12.1		900.00	020800	1.8
	1,700.00	000100	55.0		952.95	000100	1,214.2
	1,800.00	000100	15.7		1,000.00	000100	77.9
	1,800.00	024800	10.3		1,000.00	024400	627.0
	1,850.00	017800	1.6		1,050.00	000100	61.9
	1,900.00	000100	2.0		1,079.08	014100	46.4
	1,908.00	000100	20.3		1,100.00	000100	107.9
	2,000.00	000100	39.7		1,100.00	025100	3.4
	2,000.00	024500	2.0		1,131.89	000100	19.8
	2,044.55	000100	5.1		1,164.63	000100	732.7
	2,100.00	014100	45.1		1,200.00	000100	1,907.8
	2,100.00	024400	7.2		1,200.00	011100	22.8
	2,200.00	000100	24.9		1,200.00	013600	168.2
	2,200.00	017400	2.0		1,200.00	024400	254.0
	2,200.00	024500	10.0		1,200.00	062590	553.1
	2,200.00	064980	6.2		1,250.00	000100	399.7
	2,300.00	000100	4.7		1,265.91	000100	133.2
	2,350.00	000100	0.5		1,300.00	000100	198.0
	2,350.00	017200	0.9		1,300.00	014100	12.9
	2,381.08	000100	8.3		1,300.07	000100	157.8
	2,400.00	000100	18.7		1,310.47	000100	83.2
	2,400.00	024500	8.0		1,322.00	000100	52.4
	2,500.00	000100	69.8		1,333.00	000100	376.3
	2,500.00	014000	1.1		1,350.00	000100	60.0
	2,500.00	017400	2.6		1,350.00	062590	262.5
	2,500.00	020700	4.0		1,354.55	000100	155.8
	2,514.39	000100	3.3		1,375.99	000100	765.0
	2,550.00	000100	11.3		1,400.00	000100	3,000.1
	2,581.08	000100	30.5		1,400.00	013600	2.8
	2,600.00	000100	4.5		1,400.00	014100	10.6
	2,600.00	014000	1.0		1,400.00	020800	1.6
	2,650.00	024500	16.0		1,400.00	021500	226.9
	2,700.00	000100	7.0		1,400.00	026800	104.4
	2,750.00	000100	12.3		1,400.00	027800	95.7
	2,800.00	000100	3.6		1,400.00	062590	210.6
	2,832.08	000100	2.4		1,403.87	000100	126.9
	2,850.00	017200	5.1		1,415.00	000100	91.6
	2,900.00	000100	8.1		1,450.00	000100	464.4
	3,000.00	000100	31.9		1,450.00	021200	413.4
	3,000.00	014400	2.4		1,450.00	023000	129.2
	3,000.00	018900	0.6		1,450.00	023400	87.5
	3,181.59	000100	4.8		1,456.00	000100	245.0

TABLE 8: BASE PRICE PAID TO GROWERS FOR GRAPES CRUSHED AND DELIVERED TO CALIFORNIA PROCESSORS FROM THE 2017 CROP WITH BRIX FACTORS AND PURCHASED TONNAGE, BY TYPE, VARIETY, REPORTING DISTRICT WHERE GROWN, AND WEIGHTED AVERAGE BASE PRICE

District, Type, and Variety	Base Price	Brix	Tons	District, Type, and Variety	Base Price	Brix	Tons
	Per Ton	Factors			Per Ton	Factors	
	Dollars	Code a/			Dollars	Code a/	
DISTRICT 8 (Cont'd)					1,800.00	020700	6.0
Cabernet Sauvignon (Cont'd)	1,456.08	000100	78.5		1,800.00	021000	5.9
	1,460.89	000100	153.8		1,800.00	022700	2.0
	1,460.89	023000	546.4		1,800.00	023400	698.9
	1,474.28	000100	184.2		1,800.00	024500	141.0
	1,475.00	000100	312.2		1,800.00	025100	531.2
	1,500.00	000100	3,536.5		1,800.00	026800	6.0
	1,500.00	014100	7.8		1,800.81	000100	153.5
	1,500.00	020800	243.6		1,805.25	023100	101.7
	1,500.00	023100	128.3		1,810.00	000100	99.1
	1,500.00	024800	226.5		1,825.00	000100	149.1
	1,500.00	025100	44.3		1,850.00	000100	454.3
	1,500.00	026800	81.3		1,850.00	023100	35.6
	1,500.00	062590	138.2		1,850.00	024500	264.0
	1,510.03	000100	66.3		1,850.00	025100	125.1
	1,510.03	025400	4.4		1,850.00	026800	36.0
	1,515.00	000100	148.5		1,850.00	067485	209.5
	1,524.64	000100	133.1		1,877.94	000100	34.1
	1,528.89	023000	20.3		1,900.00	000100	129.2
	1,530.00	000100	223.7		1,900.00	017800	4.1
	1,539.60	000100	184.4		1,900.00	024500	84.0
	1,550.00	000100	1,993.7		1,900.00	025100	119.9
	1,550.00	062590	281.2		1,900.00	027600	1.0
	1,550.01	000100	79.9		1,900.00	070430	121.3
	1,565.00	000100	167.6		1,908.00	000100	83.5
	1,565.24	000100	129.5		1,925.00	024500	83.0
	1,588.03	000100	51.2		1,950.00	000100	201.3
	1,596.50	000100	60.0		1,950.00	024500	1,435.0
	1,596.50	014400	44.6		1,975.00	067485	106.1
	1,600.00	000100	12,071.3		1,995.38	000100	247.9
	1,600.00	023400	114.5		2,000.00	000100	476.9
	1,600.00	024500	21.2		2,000.00	020800	20.7
	1,600.00	026800	47.7		2,000.00	023100	92.6
	1,600.00	062590	151.0		2,000.00	024500	724.0
	1,605.33	000100	186.8		2,000.00	025100	18.3
	1,640.53	000100	76.8		2,011.49	000100	21.3
	1,649.80	000100	5.6		2,050.00	000100	6.8
	1,650.00	000100	371.7		2,050.00	024800	218.2
	1,650.00	021500	3.4		2,075.00	069445	18.2
	1,650.00	024500	319.0		2,088.00	024500	217.0
	1,650.00	025100	69.2		2,099.25	020800	10.0
	1,650.00	064047	109.7		2,100.00	000100	112.7
	1,660.78	000100	473.9		2,100.00	013600	2.2
	1,664.00	000100	105.6		2,100.00	014100	103.8
	1,669.34	000100	157.4		2,100.00	025100	193.9
	1,669.59	000100	860.2		2,113.45	000100	68.1
	1,675.00	000100	16.7		2,115.00	025100	14.7
	1,685.60	023000	364.1		2,150.00	000100	32.3
	1,693.00	000100	346.6		2,150.00	025100	8.0
	1,696.00	000100	1.1		2,155.01	000100	4.5
	1,700.00	000100	1,462.3		2,200.00	000100	116.7
	1,700.00	023200	232.7		2,200.00	017600	2.3
	1,700.00	024500	202.0		2,200.00	021500	8.1
	1,700.00	024800	179.6		2,200.00	024500	173.0
	1,700.00	025100	70.4		2,200.00	025100	97.9
	1,700.00	062590	793.7		2,200.00	064980	69.8
	1,725.00	024500	27.0		2,227.56	000100	63.0
	1,725.36	000100	46.8		2,230.00	000100	24.1
	1,745.00	000100	232.2		2,250.00	000100	42.0
	1,750.00	000100	584.4		2,250.00	024500	2.0
	1,750.00	014100	3.7		2,271.42	000100	12.6
	1,750.00	021200	109.0		2,295.00	000100	3.5
	1,750.00	024500	300.9		2,295.26	000100	4.9
	1,750.00	024800	46.3		2,295.55	000100	19.6
	1,750.00	025100	98.8		2,350.00	000100	47.0
	1,756.00	000100	45.0		2,350.00	017200	0.7
	1,773.94	000100	405.5		2,363.07	000100	261.2
	1,778.92	000100	801.9		2,393.00	024500	35.0
	1,796.50	000100	15.6		2,400.00	000100	133.5
	1,800.00	000100	769.5		2,400.00	014100	18.5
	1,800.00	002600	15.2		2,400.00	024500	5.7
	1,800.00	014100	10.6		2,400.00	024800	3.9
	1,800.00	017400	9.2		2,400.00	027600	19.2

TABLE 8: BASE PRICE PAID TO GROWERS FOR GRAPES CRUSHED AND DELIVERED TO CALIFORNIA PROCESSORS FROM THE 2017 CROP WITH BRIX FACTORS AND PURCHASED TONNAGE, BY TYPE, VARIETY, REPORTING DISTRICT WHERE GROWN, AND WEIGHTED AVERAGE BASE PRICE

District, Type, and Variety	Base Price	Brix	Tons	District, Type, and Variety	Base Price	Brix	Tons
	Per Ton	Factors			Per Ton	Factors	
	Dollars	Code a/			Dollars	Code a/	
DISTRICT 8 (Cont'd)					5,191.00	000100	1.5
Cabernet Sauvignon (Cont'd)	2,410.20	000100	36.2		5,280.00	000100	5.2
	2,450.00	000100	11.7		5,300.00	000100	2.3
	2,500.00	000100	121.4		5,447.00	000100	1.8
	2,500.00	025100	1.0		5,500.00	000100	2.3
	2,500.00	027500	40.2		6,000.00	000100	4.5
	2,525.00	000100	16.1		10,000.00	000100	10.6
	2,550.00	000100	11.2		10,500.00	000100	3.3
	2,575.00	000100	94.4	Wtd. Avg. Base & Total Tons	1,666.61		65,200.1
	2,588.00	000100	7.7				
	2,600.00	000100	22.8	Carignane	952.00	000100	3.9
	2,600.00	025100	1.3		1,200.00	000100	3.9
	2,623.05	000100	4.4		1,600.00	000100	6.6
	2,650.00	000100	415.1		1,700.00	000100	3.8
	2,700.00	014100	4.6		1,783.52	000100	9.5
	2,700.00	024500	22.0		1,800.00	000100	6.8
	2,750.00	000100	10.5		2,000.00	000100	15.9
	2,750.00	024500	17.9		2,000.00	013600	2.0
	2,750.00	025100	5.0		2,000.00	017200	3.0
	2,800.00	000100	1.7		2,200.00	000100	2.5
	2,800.00	024500	0.6		2,500.00	000100	13.2
	2,800.00	024800	2.9		2,600.00	000100	1.2
	2,800.00	025100	47.1		3,230.00	000100	4.5
	2,850.00	000100	85.4		4,000.00	000100	1.0
	2,900.00	000100	25.0		4,088.00	000100	0.5
	3,000.00	000100	1,053.8		4,484.00	000100	1.0
	3,000.00	011600	1.4		5,625.00	000100	0.2
	3,000.00	014100	21.8	Wtd. Avg. Base & Total Tons	2,065.46		79.5
	3,000.00	017200	1.9				
	3,000.00	018900	1.9	Carmenere	1,000.00	000100	0.5
	3,000.00	021000	1.0		3,343.80	000100	14.7
	3,000.00	024800	10.0	Wtd. Avg. Base & Total Tons	3,266.70		15.2
	3,000.00	027150	8.0				
	3,050.00	000100	1.9	Charbono	1,400.00	000100	3.9
	3,100.00	013600	9.2	Wtd. Avg. Base & Total Tons	1,400.00		3.9
	3,118.96	014400	12.5				
	3,133.45	021000	8.9	Cinsaut *	1,000.00	000100	1.1
	3,195.00	024500	72.0		1,700.00	000100	2.6
	3,200.00	000100	9.9		2,000.00	000100	19.3
	3,200.00	019650	6.4		2,000.00	013400	2.0
	3,200.00	021200	5.0		2,000.00	013600	1.8
	3,233.63	000100	27.2		2,000.00	021000	2.9
	3,300.00	000100	9.8		2,090.55	000100	1.0
	3,300.00	014000	1.1		2,100.00	000100	10.7
	3,343.80	000100	105.3		2,250.00	000100	2.2
	3,500.00	000100	73.5		2,488.69	014100	1.1
	3,500.00	017200	3.2		2,525.00	025100	5.0
	3,500.00	024500	2.7		2,600.00	000100	3.9
	3,515.00	000100	16.1		2,800.00	000100	2.1
	3,600.00	000100	4.0		3,500.00	000100	1.0
	3,800.00	000100	5.8		5,625.00	000100	0.2
	3,902.76	000100	142.0	Wtd. Avg. Base & Total Tons	2,162.36		56.9
	4,000.00	000100	5.2				
	4,000.00	017200	0.5	Counoise	1,200.00	024800	34.9
	4,000.00	027600	10.8		1,700.00	000100	1.0
	4,100.00	000100	4.8		1,700.00	011100	3.9
	4,250.00	025400	2.0		1,800.00	024800	5.5
	4,272.25	000100	3.4		1,831.23	000100	11.6
	4,300.00	000100	8.3		1,962.03	000100	0.9
	4,302.00	024500	2,228.0		2,000.00	000100	11.9
	4,499.00	000100	2.5		2,100.00	000100	1.0
	4,500.00	000100	16.3		2,500.00	000100	4.8
	4,500.00	013100	4.8		2,525.00	025100	6.1
	4,500.00	024500	2.3		2,600.00	000100	0.6
	4,508.00	000100	2.0		2,991.35	014100	2.4
	4,541.00	024500	23.0		3,000.00	000100	4.2
	4,560.00	024500	4.0		3,500.00	000100	1.7
	4,600.00	017000	2.1		3,500.00	024800	1.9
	4,800.00	000100	6.1	Wtd. Avg. Base & Total Tons	1,843.72		92.4
	5,000.00	000100	46.4				
	5,000.00	025100	1.6	Dolcetto	1,200.00	000100	14.3
	5,000.00	029050	3.7		1,400.00	013600	3.2
	5,189.50	000100	2.3		1,600.00	000100	5.4

TABLE 8: BASE PRICE PAID TO GROWERS FOR GRAPES CRUSHED AND DELIVERED TO CALIFORNIA PROCESSORS FROM THE 2017 CROP WITH BRIX FACTORS AND PURCHASED TONNAGE, BY TYPE, VARIETY, REPORTING DISTRICT WHERE GROWN, AND WEIGHTED AVERAGE BASE PRICE

District, Type, and Variety	Base Price	Brix	Tons	District, Type, and Variety	Base Price	Brix	Tons
	Per Ton	Factors			Per Ton	Factors	
	Dollars	Code a/			Dollars	Code a/	
DISTRICT 8 (Cont'd)					1,850.00	000100	34.3
Dolcetto (Cont'd)	2,000.00	024500	1.4		1,867.83	000100	56.2
Wtd. Avg. Base & Total Tons	1,361.32		24.3		1,900.00	000100	67.8
					1,900.00	011100	12.1
Dornfelder	3,000.00	000100	3.9		1,900.00	042690	35.6
Wtd. Avg. Base & Total Tons	3,000.00		3.9		1,934.40	000100	40.1
					1,975.00	000100	2.4
Freisa	1,000.00	000100	2.4		2,000.00	000100	173.0
Wtd. Avg. Base & Total Tons	1,000.00		2.4		2,000.00	009300	1.7
					2,000.00	011100	4.7
Gamay (Napa) *	1,100.00	000100	60.0		2,000.00	013600	1.5
	1,138.27	011100	32.7		2,000.00	017000	2.1
	1,200.00	011100	9.9		2,000.00	025100	2.8
	1,300.00	000100	5.2		2,000.00	029105	1.0
	1,365.55	000100	1.0		2,020.00	000100	18.4
	1,400.00	000100	1.5		2,100.00	000100	30.9
	1,600.00	000100	10.9		2,128.00	013600	2.4
	1,650.00	000100	94.9		2,200.00	000100	84.4
	3,200.00	017000	1.3		2,200.00	014100	10.2
	3,300.00	000100	3.8		2,200.00	021000	3.8
	3,500.00	000100	1.1		2,200.00	025100	1.5
	3,800.00	000100	8.6		2,235.68	000100	17.4
Wtd. Avg. Base & Total Tons	1,526.99		230.9		2,235.83	000100	3.6
					2,250.00	000100	18.9
Graciano	900.00	000100	5.2		2,250.00	021800	3.9
	1,800.00	000100	1.2		2,285.00	000100	2.6
	1,900.00	000100	3.7		2,300.00	000100	2.9
	1,943.00	000100	4.6		2,300.00	025100	49.0
	2,600.00	000100	2.3		2,325.00	000100	10.0
	4,000.00	000100	1.0		2,339.23	000100	5.9
	5,000.00	000100	1.7		2,350.00	000100	15.5
	5,625.00	000100	1.2		2,350.00	020800	1.3
Wtd. Avg. Base & Total Tons	2,298.46		20.9		2,350.00	025300	28.9
					2,357.00	000100	16.4
Grenache *	190.00	000100	8.8		2,400.00	000100	71.6
	300.00	000100	15.6		2,400.00	011400	14.5
	500.00	000100	57.2		2,400.00	020800	14.9
	600.00	000100	27.0		2,426.55	000100	15.4
	699.00	000100	8.9		2,500.00	000100	125.9
	800.00	000100	2.1		2,500.00	008100	9.1
	1,000.00	000100	112.9		2,500.00	014100	5.6
	1,100.00	000100	3.0		2,500.00	020700	4.0
	1,100.00	025100	1.0		2,500.00	024800	7.0
	1,100.00	059700	356.5		2,500.00	027600	9.0
	1,120.00	059700	466.8		2,550.00	000100	6.3
	1,200.00	000100	227.6		2,550.00	011100	4.7
	1,200.00	010700	47.8		2,600.00	000100	11.2
	1,200.00	013100	78.7		2,650.00	017200	6.0
	1,215.00	000100	75.5		2,700.00	000100	7.4
	1,250.00	000100	22.8		2,736.00	000100	5.4
	1,282.00	000100	23.6		2,750.00	000100	17.8
	1,300.00	000100	19.9		2,750.00	025100	10.1
	1,300.00	013600	41.6		2,763.80	000100	3.0
	1,300.00	024800	4.5		2,800.00	000100	51.3
	1,350.00	000100	4.9		2,800.00	017200	7.3
	1,400.00	000100	184.5		2,815.00	000100	3.1
	1,450.00	011600	14.7		2,843.00	000100	9.2
	1,500.00	000100	115.0		2,850.00	014100	12.6
	1,600.00	000100	150.7		2,993.15	013600	7.4
	1,600.00	013800	21.1		3,000.00	000100	158.0
	1,600.00	017000	1.0		3,000.00	001400	6.3
	1,621.23	014400	32.3		3,000.00	013600	8.6
	1,650.00	000100	186.1		3,000.00	014000	1.4
	1,700.00	000100	5.4		3,000.00	014100	5.9
	1,700.00	010900	1.1		3,000.00	017000	1.0
	1,700.00	011100	9.6		3,000.00	017400	3.6
	1,750.00	000100	27.9		3,000.00	024300	6.8
	1,764.06	000100	13.5		3,000.00	024800	72.3
	1,800.00	000100	47.0		3,050.00	000100	11.9
	1,800.00	024500	4.0		3,100.00	000100	8.8
	1,815.00	000100	4.2		3,185.00	014400	9.6
	1,829.22	000100	6.2		3,195.15	000100	3.2
	1,837.49	000100	9.8		3,200.00	000100	24.6

TABLE 8: BASE PRICE PAID TO GROWERS FOR GRAPES CRUSHED AND DELIVERED TO CALIFORNIA PROCESSORS FROM THE 2017 CROP WITH BRIX FACTORS AND PURCHASED TONNAGE, BY TYPE, VARIETY, REPORTING DISTRICT WHERE GROWN, AND WEIGHTED AVERAGE BASE PRICE

District, Type, and Variety	Base Price	Brix	Tons	District, Type, and Variety	Base Price	Brix	Tons
	Per Ton	Factors			Per Ton	Factors	
	Dollars	Code a/			Dollars	Code a/	
DISTRICT 8 (Cont'd)							
Grenache * (Cont'd)	3,200.00	002000	2.7	Lagrein	1,675.00	000100	20.9
	3,200.00	019650	2.0		1,850.00	000100	4.5
	3,200.00	024500	2.0		1,908.98	014100	37.9
	3,250.00	000100	38.7		2,105.00	021000	4.4
	3,250.00	028000	9.4		2,200.00	000100	21.5
	3,275.00	027600	1.5		2,400.00	000100	10.0
	3,276.00	000100	4.2		3,100.00	000100	9.3
	3,295.60	000100	15.1		3,500.00	021000	2.0
	3,300.00	000100	14.9		3,561.25	000100	5.6
	3,300.00	013600	3.2	Wtd. Avg. Base & Total Tons	2,170.70		116.1
	3,300.00	014000	1.6				
	3,350.00	000100	4.5	Malbec	500.00	000100	6.2
	3,365.23	000100	2.2		500.00	024500	9.9
	3,400.00	000100	6.4		900.00	000100	1.1
	3,500.00	000100	67.2		1,000.00	000100	181.8
	3,500.00	002200	2.0		1,050.00	000100	35.4
	3,500.00	013600	2.1		1,184.33	000100	22.8
	3,500.00	017000	9.8		1,200.00	000100	2.6
	3,500.00	017200	1.9		1,200.00	062590	390.3
	3,500.00	019650	2.1		1,230.07	000100	40.4
	3,500.00	020800	3.6		1,250.00	000100	22.6
	3,515.00	000100	9.6		1,300.00	000100	30.7
	3,519.36	027150	4.0		1,300.00	062590	60.4
	3,550.00	000100	4.3		1,323.37	000100	16.3
	3,600.00	000100	11.2		1,375.00	000100	59.7
	3,615.00	000100	15.2		1,400.00	000100	29.6
	3,750.00	000100	2.7		1,411.60	000100	74.9
	3,750.00	017200	5.1		1,500.00	000100	17.1
	3,800.00	000100	6.3		1,533.01	000100	24.9
	3,800.00	018050	1.5		1,533.01	014400	7.2
	3,800.00	024300	2.0		1,600.00	000100	2.4
	3,800.00	027150	0.9		1,615.00	000100	14.3
	3,850.00	000100	8.8		1,650.00	000100	15.4
	3,865.55	000100	4.5		1,700.00	000100	62.8
	3,900.00	000100	8.2		1,700.00	017200	1.0
	3,962.26	000100	1.4		1,700.00	025100	15.4
	3,980.00	000100	5.9		1,750.00	000100	1.0
	4,000.00	000100	37.9		1,800.00	000100	22.6
	4,000.00	025100	2.0		1,800.00	017400	10.1
	4,000.00	028100	0.4		1,800.00	024800	20.6
	4,011.92	000100	0.8		1,852.00	014100	15.4
	4,015.00	000100	5.1		1,900.00	000100	1.2
	4,088.00	000100	0.5		1,900.00	025100	96.6
	4,100.00	000100	4.0		1,908.00	000100	17.8
	4,110.42	000100	2.1		1,950.00	000100	1.7
	4,200.00	000100	2.0		1,995.38	000100	60.3
	4,228.00	000100	6.0		2,000.00	000100	44.2
	4,300.00	025400	15.4		2,000.00	027500	3.1
	4,302.00	024300	5.0		2,050.00	024500	5.7
	4,315.13	027150	1.0		2,100.00	000100	16.0
	4,318.80	000100	5.6		2,100.00	014100	26.4
	4,484.00	000100	43.7		2,200.00	064980	6.7
	4,500.00	000100	23.5		2,250.00	017200	0.5
	4,500.00	027150	1.2		2,300.00	000100	12.7
	4,500.00	027800	4.1		2,400.00	000100	1.8
	4,562.20	000100	3.4		2,500.00	000100	11.2
	4,800.00	000100	3.4		2,500.00	024500	1.0
	4,800.00	025400	3.6		2,550.00	000100	8.3
	4,900.00	025100	0.4		2,600.00	000100	4.3
	5,000.00	000100	14.2		2,750.00	025100	5.9
	5,000.00	021500	5.1		2,916.00	000100	1.4
	5,000.00	025100	1.6		2,925.00	000100	2.1
	5,080.00	000100	2.4		3,000.00	000100	60.2
	5,500.00	021600	7.6		3,000.00	021000	1.0
	5,500.00	025100	1.7		3,000.00	021200	2.0
	5,500.00	028100	1.0		3,100.00	000100	1.1
	5,625.00	000100	9.2		3,200.00	000100	1.1
	5,750.63	027800	2.0		3,200.00	027600	0.3
	5,793.00	000100	6.8		3,271.91	000100	10.4
	6,649.65	027800	1.4		3,300.00	000100	1.5
	6,743.48	000100	2.3		3,300.00	014400	9.8
Wtd. Avg. Base & Total Tons	1,965.03		4,480.9		3,343.80	000100	24.0

TABLE 8: BASE PRICE PAID TO GROWERS FOR GRAPES CRUSHED AND DELIVERED TO CALIFORNIA PROCESSORS FROM THE 2017 CROP WITH BRIX FACTORS AND PURCHASED TONNAGE, BY TYPE, VARIETY, REPORTING DISTRICT WHERE GROWN, AND WEIGHTED AVERAGE BASE PRICE

District, Type, and Variety	Base Price	Brix	Tons	District, Type, and Variety	Base Price	Brix	Tons
	Per Ton	Factors			Per Ton	Factors	
	Dollars	Code a/			Dollars	Code a/	
DISTRICT 8 (Cont'd)					1,572.45	000100	52.9
Malbec (Cont'd)	3,500.00	000100	11.7		1,600.00	000100	24.0
	3,500.00	024500	1.6		1,600.00	017800	2.0
	3,500.00	024800	2.0		1,600.00	024500	72.0
	4,000.00	000100	1.9		1,615.00	000100	5.4
	4,302.00	024300	62.0		1,700.00	000100	86.8
	4,829.72	000100	1.9		1,700.00	020800	8.0
	6,500.00	000100	18.5		1,732.16	000100	7.6
Wtd. Avg. Base & Total Tons	1,735.55		1,754.8		1,750.00	000100	5.4
					1,767.34	000100	10.4
Merlot	190.00	000100	533.0		1,800.00	000100	210.8
	250.00	000100	233.5		1,803.68	000100	4.4
	300.00	020800	201.0		1,806.33	000100	10.8
	397.00	000100	2.9		1,900.00	021000	1.1
	400.00	000100	226.1		1,950.00	000100	3.4
	450.00	000100	428.2		1,950.00	024500	29.0
	500.82	022600	5.4		1,975.00	000100	3.5
	516.61	022600	227.0		1,990.00	000100	2.6
	523.01	000100	19.1		1,995.38	000100	14.3
	550.00	000100	91.0		2,000.00	000100	54.7
	589.07	000100	207.6		2,000.00	011100	2.9
	600.00	000100	41.5		2,000.00	014100	27.5
	600.00	024500	81.8		2,000.00	017000	4.0
	750.00	024500	102.0		2,001.00	014100	3.0
	800.00	000100	4.2		2,050.00	000100	5.5
	800.00	020800	1.8		2,088.51	014100	12.7
	800.00	062590	136.5		2,100.00	000100	2.2
	850.00	013800	159.5		2,100.00	014100	25.2
	891.05	000100	137.2		2,200.00	000100	3.4
	900.00	000100	544.8		2,200.00	014100	9.9
	950.00	000100	292.4		2,200.00	064980	6.2
	950.00	062590	508.9		2,250.00	000100	3.3
	1,000.00	000100	467.6		2,300.00	000100	6.0
	1,000.00	017400	2.4		2,300.00	014000	1.0
	1,000.00	024800	98.8		2,350.00	000100	9.4
	1,035.29	025400	2.4		2,350.00	017200	0.9
	1,100.00	000100	299.8		2,350.00	025100	15.4
	1,100.00	013600	3.0		2,350.00	027150	3.1
	1,100.00	017600	1.3		2,500.00	000100	8.7
	1,100.00	067485	232.9		2,500.00	020700	5.0
	1,104.12	000100	17.7		2,500.00	021200	1.8
	1,104.12	014400	9.4		2,500.00	024500	5.0
	1,106.86	000100	118.6		2,550.00	000100	11.7
	1,152.30	000100	105.4		2,600.00	024500	2.0
	1,153.13	000100	176.5		2,700.00	017000	1.6
	1,200.00	000100	641.4		2,750.00	000100	0.5
	1,200.00	025100	41.2		2,805.00	000100	1.7
	1,207.15	000100	350.0		3,000.00	000100	34.8
	1,215.00	000100	90.9		3,100.00	024500	4.0
	1,231.00	000100	36.6		3,200.00	020800	2.1
	1,248.00	000100	149.1		3,343.80	000100	32.6
	1,250.00	000100	3.3		3,500.00	000100	4.2
	1,250.00	023200	97.0		4,302.00	024500	291.0
	1,250.00	027600	2.0		4,500.00	000100	1.6
	1,257.96	023000	214.4	Wtd. Avg. Base & Total Tons	1,157.09		10,949.8
	1,290.00	000100	25.9				
	1,300.00	000100	65.3	Mission	2,185.03	000100	0.8
	1,319.89	000100	50.8	Wtd. Avg. Base & Total Tons	2,185.03		0.8
	1,350.00	000100	35.7				
	1,400.00	000100	1,440.5	Monastrell	1,200.00	000100	1.3
	1,400.00	002900	63.3		2,500.00	000100	0.9
	1,400.00	014100	32.2		3,500.00	000100	2.7
	1,400.00	025100	51.3		4,088.00	000100	0.3
	1,408.34	000100	35.0	Wtd. Avg. Base & Total Tons	2,785.85		5.2
	1,420.00	000100	10.9				
	1,432.46	000100	30.6	Montepulciano	2,500.00	017200	1.1
	1,450.00	000100	19.7		2,600.00	000100	2.2
	1,450.00	014100	11.5		2,850.00	000100	2.5
	1,450.00	025100	51.2	Wtd. Avg. Base & Total Tons	2,688.79		5.8
	1,500.00	000100	132.2				
	1,500.00	024800	56.7	Mourvedre *	300.00	000100	1.2
	1,500.00	027600	2.6		900.00	000100	7.1
	1,550.74	000100	328.3		1,000.00	000100	77.8

TABLE 8: BASE PRICE PAID TO GROWERS FOR GRAPES CRUSHED AND DELIVERED TO CALIFORNIA PROCESSORS FROM THE 2017 CROP WITH BRIX FACTORS AND PURCHASED TONNAGE, BY TYPE, VARIETY, REPORTING DISTRICT WHERE GROWN, AND WEIGHTED AVERAGE BASE PRICE

District, Type, and Variety	Base Price	Brix	Tons	District, Type, and Variety	Base Price	Brix	Tons
	Per Ton	Factors			Per Ton	Factors	
	Dollars	Code a/			Dollars	Code a/	
DISTRICT 8 (Cont'd)					4,088.00	000100	2.4
Mourvedre * (Cont'd)	1,100.00	000100	7.3		4,200.00	000100	1.1
	1,200.00	000100	6.6		4,200.00	018050	1.7
	1,300.00	024800	2.5		4,200.00	024500	2.0
	1,350.00	000100	4.9		4,200.00	025100	1.0
	1,400.00	000100	5.4		4,200.00	027150	1.7
	1,500.00	000100	30.7		4,228.00	000100	0.4
	1,508.59	000100	15.5		4,300.00	025400	4.2
	1,585.54	000100	58.1		4,302.00	024500	2.0
	1,600.00	000100	46.0		4,500.00	000100	10.0
	1,664.30	021000	12.5		4,500.00	027150	3.5
	1,700.00	000100	26.5		4,620.00	000100	1.1
	1,700.00	010900	1.1		4,900.00	025100	0.4
	1,750.00	027600	2.0		4,925.00	000100	5.1
	1,800.00	000100	42.6		5,000.00	000100	6.3
	1,800.00	024500	4.0		5,000.00	021500	1.5
	1,850.00	000100	2.2		5,000.00	027150	1.3
	1,900.00	000100	0.6		5,000.00	028100	1.0
	2,000.00	000100	28.6		5,310.00	000100	41.2
	2,000.00	008200	4.2		5,600.00	000100	0.5
	2,000.00	011100	16.7		5,625.00	000100	0.2
	2,100.00	000100	1.5		6,500.00	000100	3.8
	2,100.00	017000	2.0		11,173.07	027800	0.3
	2,100.00	024300	9.9	Wtd. Avg. Base & Total Tons	2,395.22		916.3
	2,117.00	000100	1.9				
	2,200.00	000100	62.0	Nebbiolo	1,100.00	000100	5.2
	2,200.00	017000	24.1		1,120.00	059700	110.5
	2,257.00	000100	3.9		1,600.00	000100	26.2
	2,278.04	014400	49.1		1,732.16	000100	11.5
	2,350.00	020800	0.5		1,800.00	011100	2.6
	2,350.00	025100	1.5		2,200.00	000100	8.6
	2,358.00	000100	6.1		2,350.00	025100	3.3
	2,400.00	000100	1.7		2,500.00	024500	1.3
	2,400.00	008100	10.7		2,600.00	000100	3.8
	2,400.00	011100	7.0		2,600.00	017400	5.5
	2,444.00	000100	1.0		3,000.00	013600	1.8
	2,500.00	000100	24.4		3,500.00	000100	5.1
	2,500.00	020800	0.5		3,500.00	011400	2.1
	2,500.00	024800	38.6		3,500.00	021000	2.2
	2,600.00	000100	9.1	Wtd. Avg. Base & Total Tons	1,520.32		189.7
	2,650.00	000100	1.4				
	2,700.00	000100	3.9	Negroamaro	1,200.00	059700	82.1
	2,750.00	000100	12.4		2,000.00	013600	0.9
	2,800.00	000100	10.4	Wtd. Avg. Base & Total Tons	1,208.67		83.0
	2,800.00	021000	3.1				
	2,838.00	000100	1.3	Nero D'Avola *	2,400.00	013600	2.6
	3,000.00	000100	22.0	Wtd. Avg. Base & Total Tons	2,400.00		2.6
	3,000.00	001400	3.9				
	3,000.00	011100	5.2	Petit Verdot	190.00	000100	24.9
	3,000.00	013100	1.3		500.00	000100	174.5
	3,000.00	021000	9.7		550.00	000100	40.3
	3,000.00	027150	1.5		800.00	000100	41.7
	3,050.00	000100	3.1		1,120.00	066540	124.3
	3,100.00	000100	4.9		1,200.00	000100	58.3
	3,100.00	014400	1.0		1,200.00	066540	143.7
	3,200.00	000100	7.2		1,231.20	000100	27.0
	3,200.00	002200	1.0		1,250.00	000100	116.8
	3,214.00	000100	2.8		1,250.00	021000	92.4
	3,250.00	000100	5.1		1,273.15	000100	35.9
	3,300.00	000100	2.1		1,300.00	000100	13.2
	3,300.00	014000	0.5		1,300.00	066540	82.7
	3,300.00	014100	2.6		1,400.00	000100	72.4
	3,300.00	021000	1.0		1,436.40	023000	94.6
	3,375.00	019650	0.8		1,450.00	000100	19.4
	3,392.00	000100	1.0		1,500.00	000100	24.2
	3,500.00	000100	26.3		1,537.56	020800	165.5
	3,500.00	017200	0.8		1,540.63	025400	0.5
	3,500.00	024800	3.0		1,550.00	000100	214.8
	3,500.00	028000	5.8		1,600.00	000100	72.2
	3,800.00	000100	11.0		1,600.00	017400	2.0
	4,000.00	000100	6.6		1,643.03	000100	16.8
	4,000.00	013600	0.9		1,650.00	000100	165.0
	4,000.00	028100	0.4		1,663.45	014400	7.8

TABLE 8: BASE PRICE PAID TO GROWERS FOR GRAPES CRUSHED AND DELIVERED TO CALIFORNIA PROCESSORS FROM THE 2017 CROP WITH BRIX FACTORS AND PURCHASED TONNAGE, BY TYPE, VARIETY, REPORTING DISTRICT WHERE GROWN, AND WEIGHTED AVERAGE BASE PRICE

District, Type, and Variety	Base Price	Brix	Tons	District, Type, and Variety	Base Price	Brix	Tons
	Per Ton	Factors			Per Ton	Factors	
	Dollars	Code a/			Dollars	Code a/	
DISTRICT 8 (Cont'd)					1,200.00	000100	369.6
Petit Verdot (Cont'd)	1,700.00	000100	318.8		1,200.00	021200	65.2
	1,750.00	000100	0.5		1,200.00	024800	157.9
	1,750.00	024500	16.0		1,236.00	000100	149.3
	1,750.00	024800	8.4		1,250.00	023400	252.7
	1,800.00	000100	176.4		1,300.00	000100	254.6
	1,800.00	014100	8.8		1,300.00	014100	16.0
	1,800.00	024500	1.0		1,300.00	021200	23.4
	1,829.00	000100	12.4		1,300.00	023100	84.2
	1,850.00	000100	42.1		1,300.00	023400	66.4
	1,891.03	000100	9.7		1,301.55	023000	32.0
	1,902.98	000100	27.3		1,305.69	000100	34.5
	1,945.00	000100	3.2		1,350.00	000100	122.9
	1,995.38	000100	10.6		1,371.52	000100	4.5
	2,000.00	000100	18.7		1,400.00	000100	417.8
	2,000.00	027500	2.1		1,400.00	017400	9.1
	2,018.00	024500	9.0		1,400.00	020800	2.9
	2,050.00	024500	1.0		1,400.00	067485	62.9
	2,067.00	014100	9.7		1,434.51	000100	16.3
	2,100.00	000100	13.6		1,450.00	000100	55.5
	2,100.00	014100	17.5		1,451.04	000100	89.3
	2,150.00	000100	2.2		1,470.00	000100	23.2
	2,200.00	000100	10.0		1,473.19	000100	23.6
	2,200.00	064980	12.1		1,473.19	014400	6.9
	2,300.00	000100	19.0		1,475.00	067485	48.3
	2,350.00	017200	1.0		1,500.00	000100	168.9
	2,400.00	000100	5.0		1,500.00	014100	17.4
	2,500.00	000100	27.6		1,500.00	063600	18.2
	2,576.09	000100	3.0		1,550.00	000100	25.1
	2,600.00	000100	4.8		1,600.00	000100	435.3
	2,600.00	025100	0.9		1,600.00	014100	17.7
	2,700.00	000100	4.1		1,600.00	025100	29.3
	2,700.00	014100	24.9		1,650.00	000100	3.0
	2,700.00	017000	1.1		1,673.19	000100	18.7
	2,750.00	025100	4.6		1,678.36	000100	22.1
	2,800.00	000100	4.0		1,700.00	000100	453.4
	2,850.00	000100	8.3		1,700.00	014100	11.7
	2,900.00	021000	4.1		1,750.00	000100	125.3
	2,950.00	000100	0.8		1,750.00	024500	21.0
	3,000.00	000100	268.6		1,800.00	000100	152.2
	3,000.00	013400	1.1		1,800.00	014100	11.2
	3,000.00	014400	1.6		1,800.00	017400	3.1
	3,000.00	024800	1.2		1,800.00	022700	2.0
	3,200.00	000100	5.3		1,800.00	024500	17.0
	3,200.00	019650	1.1		1,800.00	025100	9.7
	3,300.00	000100	2.3		1,800.00	026800	11.0
	3,343.80	000100	9.9		1,800.00	070530	0.5
	3,400.00	000100	0.9		1,815.00	000100	1.1
	3,500.00	000100	7.1		1,827.00	024500	20.0
	3,737.05	000100	6.6		1,850.00	000100	280.9
	4,000.00	000100	2.7		1,890.00	000100	2.6
	4,000.00	025400	1.0		1,890.00	014100	38.6
	4,200.00	000100	0.9		1,908.00	000100	13.6
	4,302.00	024500	30.0		1,908.98	014100	16.3
	4,371.14	000100	1.1		1,975.00	000100	37.1
	4,500.00	000100	4.1		1,985.00	000100	30.3
	4,812.50	021800	1.0		2,000.00	000100	116.1
	5,000.00	025100	0.6		2,000.00	013600	2.0
	5,500.00	000100	1.7		2,000.00	014100	11.5
	10,000.00	000100	4.9		2,000.00	017600	11.4
Wtd. Avg. Base & Total Tons	1,682.47		3,028.9		2,000.00	020800	4.1
					2,000.00	021000	5.2
Petite Sirah	500.00	000100	294.9		2,000.00	024500	5.1
	500.00	029200	1.7		2,000.00	024800	1.0
	700.00	000100	160.9		2,100.00	000100	4.7
	800.00	000100	60.2		2,100.00	014100	18.7
	800.00	013600	3.3		2,100.00	027500	4.6
	900.00	000100	47.1		2,108.80	000100	2.6
	1,000.00	000100	78.6		2,109.00	000100	2.0
	1,100.00	024400	96.9		2,109.59	000100	4.4
	1,100.00	063600	772.5		2,124.03	000100	14.9
	1,150.00	063600	418.0		2,150.00	000100	22.8
	1,163.66	000100	243.4		2,200.00	000100	32.4

TABLE 8: BASE PRICE PAID TO GROWERS FOR GRAPES CRUSHED AND DELIVERED TO CALIFORNIA PROCESSORS FROM THE 2017 CROP WITH BRIX FACTORS AND PURCHASED TONNAGE, BY TYPE, VARIETY, REPORTING DISTRICT WHERE GROWN, AND WEIGHTED AVERAGE BASE PRICE

District, Type, and Variety	Base Price	Brix	Tons	District, Type, and Variety	Base Price	Brix	Tons
	Per Ton	Factors			Per Ton	Factors	
	Dollars	Code a/			Dollars	Code a/	
DISTRICT 8 (Cont'd)					2,500.00	017000	0.9
Petite Sirah (Cont'd)	2,200.00	024800	23.0		2,500.00	021600	2.6
	2,200.00	064980	5.4		2,500.00	024500	8.2
	2,300.00	000100	11.9		2,533.09	013600	31.6
	2,300.00	014100	22.5		2,534.00	020800	10.2
	2,350.00	000100	1.7		2,600.00	000100	158.8
	2,350.00	017200	0.9		2,600.00	017200	2.0
	2,400.00	000100	4.8		2,644.91	000100	724.3
	2,500.00	000100	177.1		2,700.00	000100	328.8
	2,500.00	019650	2.6		2,710.58	000100	21.6
	2,500.00	021800	2.2		2,750.00	000100	10.2
	2,500.00	024500	1.4		2,800.00	000100	232.9
	2,600.00	000100	21.7		2,800.00	011100	48.7
	2,650.00	000100	2.0		2,800.00	011350	10.6
	2,675.00	000100	1.1		2,800.00	013800	8.2
	2,700.00	000100	8.4		2,800.00	020800	8.5
	2,800.00	000100	4.5		2,800.00	024800	27.7
	2,800.00	017400	1.0		2,803.00	021800	16.1
	2,900.00	000100	4.4		2,825.00	000100	28.2
	2,900.00	025400	4.4		2,850.00	000100	24.1
	2,923.08	000100	6.5		2,850.00	021200	1.5
	3,000.00	000100	9.0		2,875.00	000100	403.1
	3,000.00	014100	2.6		2,879.88	000100	30.7
	3,000.00	021800	2.0		2,900.00	000100	639.0
	3,000.00	024500	0.4		2,908.49	000100	535.1
	3,048.65	014400	9.1		2,918.75	000100	641.7
	3,059.00	000100	1.1		2,923.13	000100	32.2
	3,100.00	000100	19.8		2,950.00	000100	44.7
	3,150.00	000100	5.0		2,950.00	013600	44.8
	3,183.00	000100	3.0		2,950.00	025100	212.4
	3,400.00	000100	14.0		2,950.00	057600	19.9
	3,500.00	000100	28.5		2,961.88	022700	4.5
	3,500.00	025100	4.9		2,975.00	000100	2.1
	3,515.00	000100	7.6		2,975.00	020800	9.9
	3,600.00	000100	2.0		2,975.00	024500	0.6
	4,043.00	000100	6.2		2,976.61	020800	416.5
	4,302.00	024500	148.0		2,977.39	000100	1,047.7
	4,347.83	000100	2.3		3,000.00	000100	348.5
	4,484.00	000100	10.7		3,000.00	002600	2.0
	4,500.00	000100	4.8		3,000.00	011100	34.9
	4,515.00	000100	5.3		3,000.00	013600	13.8
	5,000.00	000100	0.4		3,000.00	017400	3.6
	6,000.00	000100	2.6		3,000.00	020800	69.5
Wtd. Avg. Base & Total Tons	1,499.67		7,441.1		3,000.00	021200	14.6
					3,000.00	027600	7.6
Pinot Noir	450.00	000100	1.4		3,000.00	046000	3.1
	1,300.00	059590	514.5		3,000.00	067485	53.3
	1,400.00	059590	443.0		3,008.16	000100	4.7
	1,600.00	000100	256.2		3,011.17	000100	250.4
	1,600.00	021500	337.9		3,014.13	020800	210.8
	1,700.00	000100	19.2		3,022.75	000100	87.3
	1,800.00	000100	168.3		3,050.00	000100	11.8
	1,834.07	000100	26.7		3,089.56	000100	7.5
	1,850.00	000100	1.9		3,100.00	000100	49.3
	1,900.00	000100	1.2		3,109.14	000100	20.9
	1,914.00	000100	37.9		3,150.00	019650	7.8
	1,916.21	000100	343.2		3,200.00	000100	167.3
	2,000.00	000100	526.6		3,200.00	013600	5.9
	2,000.00	003200	4.1		3,200.00	020800	233.7
	2,000.00	024800	47.6		3,200.00	024300	124.0
	2,100.00	019300	46.1		3,250.00	000100	7.9
	2,195.39	000100	491.3		3,250.00	011100	42.4
	2,200.00	000100	202.2		3,255.00	024500	4.2
	2,200.00	017800	2.2		3,295.60	000100	64.0
	2,235.00	020800	10.2		3,300.00	000100	104.6
	2,250.00	000100	5.6		3,300.00	016000	2.7
	2,297.09	000100	26.1		3,300.00	024500	3.2
	2,300.00	000100	30.0		3,300.00	027850	5.6
	2,300.00	020800	139.5		3,312.12	000100	381.4
	2,376.65	000100	14.3		3,319.28	000100	4.9
	2,400.00	000100	350.9		3,375.00	000100	2.0
	2,439.70	000100	31.9		3,400.00	000100	265.6
	2,500.00	000100	98.2		3,423.10	000100	11.7

TABLE 8: BASE PRICE PAID TO GROWERS FOR GRAPES CRUSHED AND DELIVERED TO CALIFORNIA PROCESSORS FROM THE 2017 CROP WITH BRIX FACTORS AND PURCHASED TONNAGE, BY TYPE, VARIETY, REPORTING DISTRICT WHERE GROWN, AND WEIGHTED AVERAGE BASE PRICE

District, Type, and Variety	Base Price	Brix	Tons	District, Type, and Variety	Base Price	Brix	Tons
	Per Ton	Factors			Per Ton	Factors	
	Dollars	Code a/			Dollars	Code a/	
DISTRICT 8 (Cont'd)					4,448.00	000100	0.9
Pinot Noir (Cont'd)	3,423.10	011100	6.8		4,449.00	000100	2.5
	3,427.50	013600	69.6		4,471.82	000100	2.9
	3,450.00	000100	25.7		4,500.00	000100	124.8
	3,459.34	000100	48.6		4,500.00	011100	20.1
	3,476.00	000100	5.9		4,500.00	013100	4.7
	3,494.85	000100	10.2		4,500.00	013600	6.2
	3,500.00	000100	299.3		4,500.00	017200	5.7
	3,500.00	011100	13.9		4,500.00	020800	1.6
	3,500.00	013100	4.9		4,500.00	021200	19.2
	3,500.00	020800	37.9		4,500.00	024500	79.4
	3,500.00	021200	38.6		4,500.00	025100	75.7
	3,500.00	024500	1.7		4,507.31	063590	18.6
	3,533.33	000100	3.6		4,511.00	017200	6.4
	3,550.00	000100	3.8		4,511.69	000100	10.4
	3,600.00	000100	60.8		4,512.50	021000	6.6
	3,600.00	013600	9.3		4,560.00	000100	8.0
	3,600.00	025100	29.4		4,560.87	000100	2.5
	3,619.95	000100	4.0		4,600.00	000100	1.5
	3,632.53	000100	122.9		4,600.00	013600	2.9
	3,675.90	000100	8.8		4,608.41	000100	2.2
	3,700.00	013600	17.9		4,634.66	000100	20.5
	3,700.31	000100	9.3		4,636.32	000100	8.4
	3,720.00	000100	2.1		4,650.00	000100	11.2
	3,730.33	000100	51.8		4,650.00	020600	18.6
	3,748.18	000100	7.2		4,662.06	000100	4.9
	3,750.00	000100	44.7		4,724.86	000100	34.4
	3,765.00	000100	22.1		4,729.65	000100	5.9
	3,776.96	017000	14.0		4,750.00	000100	93.8
	3,781.00	000100	48.2		4,750.00	001400	2.0
	3,800.00	000100	27.5		4,750.00	013800	1.7
	3,800.00	017200	2.1		4,750.00	017200	2.5
	3,800.00	019300	23.4		4,750.00	019650	5.1
	3,835.83	000100	2.2		4,750.00	021200	10.0
	3,836.97	000100	9.4		4,750.00	024500	8.6
	3,850.00	025100	7.0		4,765.00	000100	5.6
	3,900.00	000100	7.3		4,772.44	063590	1.3
	3,900.00	020800	3.8		4,800.00	000100	16.9
	3,936.10	000100	100.1		4,800.00	011300	7.1
	3,950.00	000100	27.7		4,800.00	017800	9.7
	3,950.80	020800	1.8		4,800.00	024300	17.0
	3,963.00	000100	2.0		4,837.57	000100	10.8
	3,980.04	025100	97.2		4,850.00	000100	1.8
	3,990.25	000100	18.0		4,868.00	000100	2.0
	4,000.00	000100	444.3		4,894.79	000100	15.2
	4,000.00	017200	11.6		4,900.00	000100	12.0
	4,000.00	019650	3.0		4,900.00	013100	5.8
	4,000.00	024800	27.8		4,900.00	019650	3.1
	4,061.32	000100	22.9		5,000.00	000100	103.0
	4,090.53	000100	19.0		5,000.00	002200	2.5
	4,100.00	000100	42.2		5,000.00	013100	4.2
	4,100.00	019300	19.4		5,000.00	013600	0.8
	4,100.00	021800	4.5		5,000.00	014000	1.6
	4,119.02	000100	3.1		5,000.00	017000	7.8
	4,150.00	000100	8.8		5,000.00	019650	5.4
	4,177.03	019000	2.6		5,000.00	024500	5.5
	4,190.00	013100	54.2		5,015.00	000100	43.6
	4,200.00	000100	23.2		5,037.58	064047	7.8
	4,205.41	017000	11.7		5,044.00	000100	1.6
	4,220.00	020800	8.7		5,129.09	070231	15.6
	4,227.90	000100	34.5		5,134.18	024500	2.0
	4,240.00	000100	3.4		5,149.62	000100	6.7
	4,250.00	000100	130.1		5,279.28	017400	121.4
	4,259.28	000100	165.0		5,300.00	000100	30.2
	4,300.00	000100	7.6		5,300.00	013600	1.7
	4,300.00	011100	24.7		5,349.30	000100	4.3
	4,300.00	013600	15.8		5,349.68	000100	1.4
	4,300.00	021000	4.3		5,400.00	000100	11.4
	4,377.37	000100	14.3		5,400.00	011300	1.0
	4,400.00	000100	50.6		5,493.00	021800	8.4
	4,400.00	013600	6.2		5,498.53	000100	112.3
	4,400.00	021200	22.7		5,498.53	013500	4.6
	4,418.00	000100	0.9		5,500.00	000100	65.5

TABLE 8: BASE PRICE PAID TO GROWERS FOR GRAPES CRUSHED AND DELIVERED TO CALIFORNIA PROCESSORS FROM THE 2017 CROP WITH BRIX FACTORS AND PURCHASED TONNAGE, BY TYPE, VARIETY, REPORTING DISTRICT WHERE GROWN, AND WEIGHTED AVERAGE BASE PRICE

District, Type, and Variety	Base Price	Brix	Tons	District, Type, and Variety	Base Price	Brix	Tons
	Per Ton	Factors			Per Ton	Factors	
	Dollars	Code a/			Dollars	Code a/	
DISTRICT 8 (Cont'd)					2,000.00	014100	25.1
Pinot Noir (Cont'd)	5,500.00	013600	3.2		2,000.00	017400	4.3
	5,500.00	021200	2.8		2,000.00	020800	1.5
	5,500.00	021800	12.4		2,000.00	021200	1.0
	5,664.58	000100	1.2		2,042.81	000100	4.2
	5,869.95	000100	7.1		2,100.00	023400	3.8
	5,900.00	000100	25.3		2,200.00	000100	13.7
	5,900.00	019300	9.7		2,200.00	017400	1.5
	5,900.00	019650	9.6		2,200.00	026500	3.2
	5,915.00	000100	3.7		2,229.04	000100	4.4
	5,960.64	000100	1.1		2,250.00	000100	4.4
	6,000.00	000100	25.3		2,300.00	021600	2.5
	6,000.00	024500	1.8		2,350.00	000100	6.9
	6,083.00	000100	2.5		2,350.00	025100	3.2
	6,100.00	000100	9.4		2,400.00	000100	5.9
	6,250.00	000100	9.0		2,494.64	000100	4.2
	6,352.27	000100	17.6		2,500.00	000100	29.0
	6,393.22	000100	9.3		2,500.00	017200	5.0
	6,500.00	000100	16.2		2,500.00	025100	2.9
	6,500.00	011350	1.1		2,787.20	000100	3.5
	6,800.00	000100	5.3		2,800.00	000100	7.0
	7,418.00	000100	3.4		2,800.00	021000	1.7
	9,196.01	000100	0.9		2,850.00	000100	3.6
	10,150.00	021000	7.9		3,200.00	000100	2.7
	11,295.20	000100	5.5		3,343.80	000100	27.1
	15,000.00	024500	13.0		3,500.00	000100	19.0
Wtd. Avg. Base & Total Tons	3,027.16		16,654.2		3,500.00	021000	6.0
					4,500.00	000100	2.6
Primitivo	500.00	024800	1.9		5,553.63	000100	3.4
	1,000.00	000100	1.0		6,300.00	021200	7.5
	1,100.00	000100	1.1	Wtd. Avg. Base & Total Tons	2,098.41		506.4
	1,300.00	024500	3.6				
	1,378.71	014100	41.2	Souzao	1,900.00	000100	1.8
	2,000.00	000100	21.3		2,100.00	014100	5.3
	2,000.00	014100	74.5		2,500.00	000100	4.3
	2,200.00	000100	1.4		2,820.43	000100	0.2
	2,500.00	000100	2.0		2,993.30	014100	3.6
	2,500.00	014100	21.1	Wtd. Avg. Base & Total Tons	2,410.52		15.2
	2,700.00	014100	10.8				
	3,825.80	000100	5.2	Syrah *	300.00	000100	2.5
Wtd. Avg. Base & Total Tons	1,978.00		185.1		400.00	000100	1,388.7
					600.00	000100	141.3
Refosco *	1,193.37	000100	32.1		626.24	000100	13.4
	2,000.00	000100	0.8		775.00	000100	145.2
	5,000.00	000100	3.0		800.00	000100	396.2
Wtd. Avg. Base & Total Tons	1,529.45		35.9		800.00	013400	1.1
					800.00	013600	2.9
Sangiovese *	646.20	000100	12.4		850.00	000100	172.6
	1,100.00	000100	14.6		900.00	000100	163.8
	1,200.00	000100	14.9		900.00	023400	58.2
	1,200.00	013600	4.1		1,000.00	000100	102.3
	1,200.00	017200	2.5		1,000.00	026800	50.7
	1,230.00	000100	34.5		1,039.00	000100	1.6
	1,300.00	000100	2.1		1,050.00	000100	38.0
	1,400.00	000100	8.9		1,100.00	000100	38.6
	1,400.00	013600	1.2		1,100.00	024500	2.9
	1,500.00	000100	22.4		1,100.00	027600	1.6
	1,600.00	000100	33.7		1,139.00	000100	17.8
	1,700.00	000100	6.1		1,200.00	000100	748.0
	1,700.00	014100	4.7		1,200.00	002600	12.0
	1,750.00	000100	8.3		1,200.00	013100	33.7
	1,800.00	000100	13.4		1,200.00	017000	0.5
	1,800.00	017400	2.2		1,200.00	024800	3.0
	1,806.94	000100	30.3		1,236.00	000100	780.8
	1,850.00	000100	2.3		1,238.81	000100	32.4
	1,900.00	000100	15.9		1,244.20	000100	304.5
	1,900.00	017400	4.3		1,250.00	000100	206.7
	1,900.00	020800	6.6		1,275.00	000100	285.3
	1,938.00	014100	8.2		1,300.00	000100	792.4
	1,950.00	024800	1.0		1,300.00	013600	14.2
	1,970.00	000100	22.6		1,300.00	014100	8.9
	2,000.00	000100	8.6		1,350.00	000100	17.2
	2,000.00	011100	9.8		1,350.00	024300	40.0

TABLE 8: BASE PRICE PAID TO GROWERS FOR GRAPES CRUSHED AND DELIVERED TO CALIFORNIA PROCESSORS FROM THE 2017 CROP WITH BRIX FACTORS AND PURCHASED TONNAGE, BY TYPE, VARIETY, REPORTING DISTRICT WHERE GROWN, AND WEIGHTED AVERAGE BASE PRICE

District, Type, and Variety	Base Price	Brix	Tons	District, Type, and Variety	Base Price	Brix	Tons
	Per Ton	Factors			Per Ton	Factors	
	Dollars	Code a/			Dollars	Code a/	
DISTRICT 8 (Cont'd)					2,250.00	021800	4.2
Syrah * (Cont'd)	1,357.30	000100	45.3		2,269.00	000100	18.7
	1,365.91	023000	84.4		2,350.00	000100	26.9
	1,371.22	000100	41.6		2,350.00	017200	2.4
	1,400.00	000100	482.4		2,350.00	021000	1.2
	1,400.00	017400	7.7		2,350.00	025100	16.2
	1,400.00	018900	2.2		2,354.00	000100	3.1
	1,400.00	020800	1.7		2,400.00	000100	73.6
	1,413.86	000100	213.2		2,400.00	014100	14.0
	1,446.08	000100	33.6		2,400.00	019300	11.2
	1,450.00	018000	0.5		2,400.00	019650	1.6
	1,450.00	024300	13.0		2,400.00	024800	2.1
	1,468.63	000100	82.8		2,400.00	027600	2.0
	1,470.00	000100	36.1		2,415.00	000100	17.8
	1,500.00	000100	375.9		2,500.00	000100	102.2
	1,500.00	013600	4.9		2,500.00	013600	0.9
	1,500.00	024300	137.0		2,500.00	014000	1.1
	1,500.00	024500	18.0		2,500.00	014100	5.8
	1,500.00	067485	26.8		2,500.00	017000	2.0
	1,503.14	000100	22.0		2,500.00	024800	11.0
	1,503.14	014400	22.8		2,500.00	025100	2.7
	1,505.00	000100	19.7		2,500.00	027150	2.4
	1,507.37	000100	93.7		2,515.00	000100	4.5
	1,510.13	000100	32.2		2,550.00	000100	2.4
	1,525.00	024300	19.0		2,572.04	000100	12.3
	1,550.00	064047	78.3		2,600.00	000100	27.2
	1,575.00	000100	35.6		2,640.00	000100	3.3
	1,593.56	000100	67.4		2,650.00	000100	60.3
	1,600.00	000100	119.3		2,700.00	000100	1.5
	1,600.00	017600	1.9		2,750.00	000100	2.6
	1,638.00	025100	19.3		2,750.00	027600	1.2
	1,650.00	000100	87.6		2,765.00	000100	45.8
	1,700.00	000100	18.5		2,765.00	070742	7.0
	1,700.00	011400	1.9		2,775.00	020800	4.0
	1,700.00	024300	6.0		2,800.00	000100	9.9
	1,800.00	000100	273.1		2,800.00	002200	1.5
	1,800.00	011100	20.5		2,800.00	014100	9.9
	1,800.00	021500	5.0		2,800.00	017200	2.2
	1,800.00	024500	4.0		2,800.00	021000	2.9
	1,800.00	025100	5.0		2,821.31	024500	4.1
	1,800.00	027600	3.2		2,850.00	000100	17.0
	1,850.00	000100	24.5		2,871.00	000100	2.9
	1,859.57	000100	35.6		2,900.00	000100	1.9
	1,900.00	000100	0.5		2,915.22	000100	16.5
	1,963.30	000100	6.6		3,000.00	000100	95.2
	1,979.92	000100	31.9		3,000.00	001400	5.5
	1,997.29	000100	41.4		3,000.00	013600	4.1
	2,000.00	000100	144.4		3,000.00	014100	9.7
	2,000.00	013600	16.5		3,000.00	017000	25.2
	2,000.00	017200	1.0		3,000.00	019650	2.6
	2,000.00	017400	4.1		3,000.00	024300	2.5
	2,000.00	017800	9.8		3,000.00	024500	1.1
	2,000.00	021000	4.0		3,000.00	027600	11.0
	2,000.00	028800	3.0		3,015.00	000100	55.4
	2,015.00	032550	28.1		3,015.00	070741	19.0
	2,050.00	000100	3.3		3,042.00	000100	2.6
	2,082.72	000100	20.0		3,054.00	021000	6.0
	2,094.00	000100	6.3		3,060.00	000100	51.8
	2,100.00	000100	20.5		3,100.00	000100	14.2
	2,100.00	014100	35.8		3,100.00	014100	21.1
	2,100.00	024300	13.0		3,100.00	014400	8.9
	2,147.00	000100	4.4		3,101.00	000100	3.0
	2,150.00	000100	10.0		3,110.49	000100	4.6
	2,194.07	000100	13.2		3,150.00	000100	4.5
	2,200.00	000100	195.4		3,150.00	021000	4.1
	2,200.00	014000	1.6		3,200.00	000100	52.5
	2,200.00	014100	13.2		3,200.00	024300	5.0
	2,200.00	017800	2.2		3,211.80	000100	2.4
	2,200.00	020800	3.2		3,250.00	000100	6.3
	2,215.70	000100	5.4		3,250.00	028000	10.0
	2,226.00	024300	25.0		3,273.00	000100	2.2
	2,250.00	000100	13.5		3,276.90	000100	13.0
	2,250.00	019300	14.3		3,295.60	000100	15.0

TABLE 8: BASE PRICE PAID TO GROWERS FOR GRAPES CRUSHED AND DELIVERED TO CALIFORNIA PROCESSORS FROM THE 2017 CROP WITH BRIX FACTORS AND PURCHASED TONNAGE, BY TYPE, VARIETY, REPORTING DISTRICT WHERE GROWN, AND WEIGHTED AVERAGE BASE PRICE

District, Type, and Variety	Base Price	Brix	Tons	District, Type, and Variety	Base Price	Brix	Tons
	Per Ton	Factors			Per Ton	Factors	
	Dollars	Code a/			Dollars	Code a/	
DISTRICT 8 (Cont'd)					4,900.00	000100	1.6
Syrah * (Cont'd)	3,300.00	000100	9.0		4,900.00	025100	0.4
	3,300.00	024800	44.4		4,903.00	000100	3.5
	3,340.67	000100	1.9		5,000.00	000100	28.1
	3,500.00	000100	120.7		5,000.00	025100	4.2
	3,500.00	014000	5.3		5,000.00	028100	3.9
	3,500.00	014100	6.3		5,009.00	000100	4.7
	3,500.00	017200	8.2		5,015.00	000100	12.0
	3,500.00	019650	1.3		5,026.56	000100	6.3
	3,500.00	021000	2.0		5,100.00	000100	6.1
	3,515.00	000100	13.4		5,134.18	000100	4.5
	3,541.10	000100	2.1		5,171.70	000100	1.9
	3,570.00	000100	5.1		5,200.00	000100	2.8
	3,600.00	000100	5.3		5,200.00	025400	19.7
	3,617.90	000100	2.4		5,214.75	000100	1.2
	3,655.56	000100	14.4		5,330.00	000100	2.0
	3,700.00	000100	3.0		5,512.00	000100	3.6
	3,750.00	000100	27.3		5,575.90	000100	6.9
	3,750.00	013600	4.3		5,600.00	000100	1.6
	3,762.89	000100	2.7		5,625.00	000100	0.6
	3,765.00	000100	26.0		6,000.00	000100	2.5
	3,777.57	000100	49.0		6,000.00	025100	2.2
	3,790.09	000100	1.4		6,069.00	000100	2.0
	3,800.00	000100	40.3		6,100.00	000100	1.1
	3,800.00	018050	1.1		6,290.99	000100	5.8
	3,800.00	024300	1.0		6,446.51	000100	4.3
	3,800.00	027150	2.8		6,500.00	000100	10.5
	3,807.00	000100	5.3		6,656.93	000100	1.5
	3,850.00	000100	5.5		7,382.05	000100	1.1
	3,850.00	014000	2.1		7,771.56	000100	1.6
	3,886.00	000100	1.0		8,171.43	000100	0.7
	3,900.00	000100	34.7		8,542.50	000100	0.8
	3,905.38	000100	5.3		11,280.00	000100	1.9
	3,929.00	000100	5.5		11,960.00	000100	2.4
	3,929.16	000100	3.7		12,000.00	000100	7.1
	4,000.00	000100	57.1	Wtd. Avg. Base & Total Tons	1,624.18		11,390.0
	4,000.00	013600	4.6				
	4,000.00	014000	5.2	Tannat	500.00	000100	10.0
	4,000.00	021000	1.3		1,100.00	056900	53.9
	4,000.00	021500	17.2		1,200.00	000100	0.8
	4,000.00	021600	16.7		1,400.00	000100	8.4
	4,000.00	025100	5.1		1,400.00	014100	20.2
	4,000.00	028100	0.4		1,500.00	000100	1.2
	4,015.00	000100	6.6		1,600.00	000100	3.6
	4,016.00	000100	4.9		1,700.00	000100	2.7
	4,016.75	000100	4.7		1,730.00	000100	15.2
	4,036.67	000100	3.0		1,800.00	000100	11.9
	4,039.00	000100	14.6		1,800.00	025100	1.1
	4,058.93	000100	1.0		1,945.00	000100	1.5
	4,089.00	000100	2.0		2,500.00	000100	13.4
	4,100.00	000100	2.9		2,600.00	000100	1.5
	4,150.00	000100	3.1		2,600.00	011600	5.0
	4,200.00	000100	21.5		2,800.00	000100	0.5
	4,200.00	028100	1.5		3,000.00	000100	14.1
	4,249.81	000100	1.6		3,000.00	014100	0.9
	4,250.00	000100	4.3		3,100.00	000100	2.4
	4,285.71	000100	2.6		3,465.00	000100	0.2
	4,300.00	000100	10.2		3,500.00	000100	4.0
	4,302.00	024300	51.0		3,615.24	000100	3.9
	4,344.33	000100	12.1		4,000.00	025400	1.3
	4,400.00	000100	1.2		5,625.00	000100	1.8
	4,437.58	000100	2.8	Wtd. Avg. Base & Total Tons	1,773.88		179.5
	4,500.00	000100	14.4				
	4,500.00	027150	0.4	Tempranillo *	714.89	000100	9.7
	4,500.00	027800	4.1		850.00	000100	132.8
	4,500.45	027150	4.4		900.00	000100	44.9
	4,515.00	000100	7.0		1,100.00	000100	3.3
	4,558.95	000100	2.3		1,120.00	059700	171.1
	4,720.00	000100	73.8		1,200.00	000100	2.5
	4,722.78	021000	25.2		1,300.00	000100	63.5
	4,744.34	000100	4.4		1,363.98	000100	29.2
	4,800.00	000100	11.8		1,365.00	000100	55.0
	4,800.00	025100	1.8		1,397.62	014100	16.4

TABLE 8: BASE PRICE PAID TO GROWERS FOR GRAPES CRUSHED AND DELIVERED TO CALIFORNIA PROCESSORS FROM THE 2017 CROP WITH BRIX FACTORS AND PURCHASED TONNAGE, BY TYPE, VARIETY, REPORTING DISTRICT WHERE GROWN, AND WEIGHTED AVERAGE BASE PRICE

District, Type, and Variety	Base Price	Brix	Tons	District, Type, and Variety	Base Price	Brix	Tons
	Per Ton	Factors			Per Ton	Factors	
	Dollars	Code a/			Dollars	Code a/	
DISTRICT 8 (Cont'd)							
Tempranillo * (Cont'd)	1,400.00	000100	62.8	Zinfandel	190.00	000100	225.4
	1,400.00	020800	1.5		225.00	000900	480.5
	1,500.00	000100	40.1		250.00	000100	561.2
	1,500.00	024500	1.3		250.00	001000	71.1
	1,600.00	000100	5.9		300.00	000100	2.9
	1,600.00	021000	4.1		397.00	000100	6.9
	1,600.00	024800	4.0		400.00	000100	13.5
	1,700.00	000100	7.2		450.00	000100	23.8
	1,700.00	026800	14.9		450.00	026800	8.2
	1,745.46	000100	5.2		500.00	000100	26.7
	1,800.00	000100	4.6		500.00	021600	4.3
	1,800.00	017400	1.1		700.00	024500	36.3
	1,800.00	024800	1.5		800.00	000100	2.6
	1,800.00	070531	2.0		800.00	067550	173.1
	1,827.00	024300	50.0		850.00	000100	19.8
	1,900.00	000100	1.6		900.00	000100	53.1
	2,000.00	000100	30.3		950.00	000100	18.0
	2,000.00	011100	4.8		975.00	000100	12.7
	2,000.00	013600	1.5		1,000.00	000100	0.7
	2,000.00	017600	2.9		1,000.00	070512	106.4
	2,100.00	000100	1.7		1,100.00	000100	108.9
	2,200.00	000100	2.2		1,100.00	067550	493.8
	2,300.00	000100	6.7		1,200.00	000100	631.8
	2,300.00	014000	1.7		1,200.00	022700	2.0
	2,350.00	014000	0.5		1,200.00	026800	59.5
	2,350.00	024500	3.0		1,200.00	067485	161.2
	2,430.00	000100	4.9		1,272.65	014100	33.1
	2,500.00	000100	19.4		1,285.92	000100	177.0
	2,600.00	000100	5.7		1,300.00	000100	91.4
	2,800.00	000100	6.9		1,400.00	000100	98.2
	3,100.00	000100	2.8		1,400.00	017400	7.2
	3,180.00	000100	10.3		1,400.00	027600	2.0
	3,200.00	000100	6.9		1,458.74	000100	25.1
	3,317.00	000100	7.0		1,475.00	069445	260.3
	3,500.00	000100	25.1		1,478.63	000100	208.0
	3,600.00	000100	2.3		1,496.49	024800	61.1
	4,000.00	000100	0.6		1,500.00	000100	211.6
	4,043.00	000100	3.4		1,500.00	024800	42.6
	4,088.00	000100	1.5		1,500.00	027500	6.8
	4,130.00	000100	21.8		1,600.00	000100	64.5
	6,000.00	000100	5.6		1,600.00	027600	2.4
Wtd. Avg. Base & Total Tons	1,582.67		915.7		1,650.00	000100	4.8
					1,659.17	000100	16.8
Teroldego	1,100.00	000100	3.3		1,700.00	000100	26.8
	1,120.00	059700	48.8		1,750.00	000100	3.2
Wtd. Avg. Base & Total Tons	1,118.73		52.1		1,750.00	014100	17.8
					1,800.00	000100	151.2
Tinta Cao	2,100.00	014100	4.3		1,825.00	024500	1.8
	2,400.00	021000	0.8		1,850.00	000100	41.2
	2,500.00	000100	3.2		1,900.00	000100	10.6
	2,500.00	014400	1.3		1,925.44	000100	92.7
	2,723.51	000100	0.7		1,970.00	000100	39.6
Wtd. Avg. Base & Total Tons	2,340.43		10.3		2,000.00	000100	279.1
					2,000.00	014100	101.0
Tinta Madeira	1,284.54	000100	0.8		2,000.00	017200	1.0
Wtd. Avg. Base & Total Tons	1,284.54		0.8		2,000.00	017600	1.2
					2,000.00	024800	2.0
Touriga Nacional *	1,600.00	000100	4.8		2,000.00	025100	1.0
	1,800.00	000100	1.2		2,063.00	000100	4.4
	1,900.00	000100	23.7		2,094.00	014100	38.6
	2,000.00	000100	0.5		2,095.00	000100	2.0
	2,100.00	014100	5.7		2,100.00	000100	2.6
	2,300.00	021600	1.8		2,200.00	000100	70.8
	2,400.00	021000	1.5		2,200.00	024500	1.6
	2,500.00	000100	6.8		2,200.00	024800	4.6
	2,500.00	014400	1.4		2,250.00	000100	3.1
	2,543.56	000100	2.2		2,250.00	014100	7.5
	2,989.99	014100	4.2		2,278.00	014100	5.2
	2,998.33	014100	7.2		2,300.00	000100	38.9
	3,000.00	014100	3.5		2,300.00	014100	29.6
	5,000.00	000100	0.4		2,300.00	024800	2.0
Wtd. Avg. Base & Total Tons	2,285.39		64.9		2,300.00	027600	23.5

TABLE 8: BASE PRICE PAID TO GROWERS FOR GRAPES CRUSHED AND DELIVERED TO CALIFORNIA PROCESSORS FROM THE 2017 CROP WITH BRIX FACTORS AND PURCHASED TONNAGE, BY TYPE, VARIETY, REPORTING DISTRICT WHERE GROWN, AND WEIGHTED AVERAGE BASE PRICE

District, Type, and Variety	Base Price	Brix	Tons	District, Type, and Variety	Base Price	Brix	Tons
	Per Ton	Factors			Per Ton	Factors	
	Dollars	Code a/			Dollars	Code a/	
DISTRICT 8 (Cont'd)					700.00	000100	155.4
Zinfandel (Cont'd)	2,400.00	000100	21.0		750.00	013800	392.5
	2,400.00	014100	16.0		800.00	000100	1,107.9
	2,500.00	000100	49.3		825.00	000100	39.1
	2,500.00	024800	3.9		850.00	017200	39.7
	2,500.00	026800	4.2		925.00	000100	32.0
	2,587.18	027150	2.4		1,120.00	019100	14.0
	2,600.00	000100	29.6		1,200.00	000100	3.1
	2,652.00	011100	1.0		1,200.00	059693	23.5
	2,700.00	014100	208.8		1,450.00	000100	10.3
	2,700.00	024800	3.2		2,000.00	000100	1.0
	2,750.00	000100	11.9		2,785.39	000100	5.4
	2,750.00	025100	3.2		3,000.00	000100	5.3
	2,800.00	000100	52.7		5,345.96	000100	3.0
	2,800.00	014100	40.3	Wtd. Avg. Base & Total Tons	600.24		9,719.1
	2,850.00	000100	99.4				
	2,900.00	000100	2.9	Chenin Blanc	400.00	000100	8.2
	2,900.00	021000	1.9		450.00	038210	77.9
	2,900.00	025400	17.0		1,000.00	017600	0.3
	2,945.00	000100	1.0		1,325.00	000100	2.6
	2,990.00	000100	6.2	Wtd. Avg. Base & Total Tons	472.81		89.0
	2,995.24	014400	10.7				
	3,000.00	000100	75.9	Fiano	800.00	000100	3.0
	3,000.00	014100	9.1		1,200.00	000100	3.1
	3,000.00	021500	1.0	Wtd. Avg. Base & Total Tons	1,003.28		6.1
	3,000.00	024800	3.6				
	3,000.00	029200	1.3	French Colombard	1,000.00	017600	0.8
	3,100.00	000100	73.7		1,600.00	000100	1.0
	3,200.00	000100	45.9	Wtd. Avg. Base & Total Tons	1,333.33		1.8
	3,200.00	003100	11.1				
	3,200.00	024300	21.0	Gewurztraminer	100.00	000100	0.3
	3,200.00	027150	3.4		1,280.00	020800	5.5
	3,500.00	000100	37.0	Wtd. Avg. Base & Total Tons	1,218.97		5.8
	3,500.00	021500	22.6				
	3,800.00	000100	0.7	Grenache Blanc	1,400.00	024500	7.0
	3,800.00	024500	2.0		1,700.00	000100	0.3
	3,945.50	000100	26.6		2,370.57	000100	7.3
	4,441.00	000100	4.0	Wtd. Avg. Base & Total Tons	1,891.45		14.6
	4,484.00	000100	17.1				
Wtd. Avg. Base & Total Tons	1,381.78		6,564.5	Marsanne	1,200.00	000100	4.6
					1,600.00	000100	1.2
Other Red b/	1,000.00	000100	0.4		1,800.00	000100	1.2
	1,550.00	000100	1.2	Wtd. Avg. Base & Total Tons	1,371.43		7.0
	1,600.00	000100	9.3				
	1,800.00	000100	1.1	Moscato Gaillo *	800.00	027600	0.3
	2,000.00	017200	0.6	Wtd. Avg. Base & Total Tons	800.00		0.3
	2,500.00	000100	1.5				
	6,457.90	000100	2.3	Muscat Blanc *	400.00	013800	0.5
Wtd. Avg. Base & Total Tons	2,373.36		16.4		925.00	000100	2.4
					1,000.00	000100	2.1
					2,000.00	000100	0.7
DISTRICT 9				Wtd. Avg. Base & Total Tons	1,038.60		5.7
WINE GRAPES (WHITE)							
Albarino	1,200.00	000100	14.6	Muscat Orange	350.00	000100	6.6
	1,700.00	000100	17.7		900.00	021200	0.3
Wtd. Avg. Base & Total Tons	1,473.99		32.3	Wtd. Avg. Base & Total Tons	373.91		6.9
Chardonnay *	350.00	000100	632.6				
	450.00	000100	130.3	Picpoul Blanc	1,500.00	000100	0.1
	450.00	045250	43.1	Wtd. Avg. Base & Total Tons	1,500.00		0.1
	516.00	059693	692.7				
	516.08	000100	2,731.1	Pinot Gris *	400.00	013400	1,436.8
	550.00	000100	476.0		500.00	009300	1,000.1
	575.00	000100	21.2		500.00	016800	3,311.3
	575.62	000100	131.6		505.00	000100	583.8
	576.22	000100	0.6		600.00	000100	964.9
	600.00	000100	481.6		615.11	000100	352.2
	600.00	007600	621.2		625.00	009300	39.1
	600.00	045250	91.4		750.00	009100	5.0
	620.00	000100	433.3		1,800.00	013800	0.9
	649.44	000100	467.7	Wtd. Avg. Base & Total Tons	500.47		7,694.1
	650.00	000100	127.7				
	650.00	021500	41.8	Roussanne	1,200.00	000100	0.5
	683.69	000100	763.0		1,450.00	000100	3.7

TABLE 8: BASE PRICE PAID TO GROWERS FOR GRAPES CRUSHED AND DELIVERED TO CALIFORNIA PROCESSORS FROM THE 2017 CROP WITH BRIX FACTORS AND PURCHASED TONNAGE, BY TYPE, VARIETY, REPORTING DISTRICT WHERE GROWN, AND WEIGHTED AVERAGE BASE PRICE

District, Type, and Variety	Base Price	Brix	Tons	District, Type, and Variety	Base Price	Brix	Tons
	Per Ton	Factors			Per Ton	Factors	
	Dollars	Code a/			Dollars	Code a/	
DISTRICT 9 (Cont'd)					1,750.00	000100	5.4
Roussanne (Cont'd)	1,500.00	000100	0.1		2,100.00	000100	18.2
	1,700.00	000100	1.3	Wtd. Avg. Base & Total Tons	1,591.05		59.2
	1,800.00	000100	1.2				
Wtd. Avg. Base & Total Tons	1,541.91		6.8	Blaufraenkisch *	1,800.00	024500	3.1
Sauvignon Blanc	500.00	000100	58.5	Wtd. Avg. Base & Total Tons	1,800.00		3.1
	825.00	015700	20.7	Cabernet Franc	1,225.00	000100	5.0
	840.00	017200	1.1		1,375.00	024500	5.3
	1,000.00	017600	1.0		1,400.00	000100	1.0
	1,020.00	013100	0.5		1,500.00	000100	0.3
	1,200.00	000100	2.5		1,800.00	000100	1.0
	1,325.00	000100	1.7	Wtd. Avg. Base & Total Tons	1,354.17		12.6
	2,000.00	000100	1.0				
Wtd. Avg. Base & Total Tons	643.84		87.0	Cabernet Sauvignon	500.00	000100	152.2
Semillon	800.00	000100	1.2		500.00	021000	3.0
Wtd. Avg. Base & Total Tons	800.00		1.2		550.00	000100	178.5
St. Emilion *	2,000.00	000100	8.2		600.00	067922	216.6
Wtd. Avg. Base & Total Tons	2,000.00		8.2		624.26	000100	389.3
Verdejo	1,325.00	000100	1.0		675.00	000100	335.4
Wtd. Avg. Base & Total Tons	1,325.00		1.0		683.69	000100	1,510.0
Verdelho	1,600.00	000100	3.6		784.12	000100	259.8
Wtd. Avg. Base & Total Tons	1,600.00		3.6		800.00	000100	908.2
Vermentino *	1,350.00	000100	0.3		825.00	000100	118.0
	1,450.00	000100	4.5		875.00	000100	43.6
	1,650.00	000100	1.9		900.00	000100	51.3
	1,700.00	000100	32.4		1,000.00	025100	98.7
Wtd. Avg. Base & Total Tons	1,666.11		39.1		1,100.00	017600	0.5
Viognier	500.00	000100	1.0		1,200.00	000100	1.7
	600.00	021200	0.6		1,225.00	000100	3.2
	800.00	024800	6.3		1,400.00	021000	5.7
	1,000.00	017600	0.7		1,400.00	024500	14.3
	1,400.00	024500	4.0		1,450.00	000100	6.6
	1,450.00	000100	6.1		1,500.00	000100	3.2
	1,550.00	000100	0.5	Wtd. Avg. Base & Total Tons	853.52		4,405.6
	1,700.00	020800	1.0		1,500.00	069227	16.1
	1,800.00	000100	14.0		2,000.00	000100	4.0
	2,000.00	000100	1.0	Counoise	1,500.00	000100	0.5
	2,632.65	000100	2.8		1,700.00	000100	2.0
	3,300.00	000100	0.4	Wtd. Avg. Base & Total Tons	1,660.00		2.5
	3,848.90	000100	1.0				
Wtd. Avg. Base & Total Tons	1,605.59		39.4	Graciano	1,400.00	000100	3.0
White Riesling *	100.00	000100	0.3		1,700.00	000100	3.6
Wtd. Avg. Base & Total Tons	100.00		0.3	Wtd. Avg. Base & Total Tons	1,563.64		6.6
Other White b/	800.00	000100	2.4	Grenache *	600.00	013800	0.5
	1,200.00	000100	1.7		1,000.00	000100	3.3
	2,000.00	000100	1.5		1,200.00	000100	0.9
	2,600.00	000100	2.8		1,300.00	000100	8.9
Wtd. Avg. Base & Total Tons	1,695.24		8.4		1,400.00	000100	0.5
WINE GRAPES (RED)					1,450.00	000100	3.9
Aglianico	1,225.00	000100	3.1		1,500.00	000100	16.5
	1,500.00	000100	9.0		1,525.00	000100	1.6
	1,625.00	000100	0.9		1,700.00	000100	9.1
Wtd. Avg. Base & Total Tons	1,443.08		13.0	Wtd. Avg. Base & Total Tons	1,559.81		11.9
Alicante Bouschet *	1,450.00	000100	1.4				
	2,000.00	000100	0.6	Malbec	250.00	000100	17.3
Wtd. Avg. Base & Total Tons	1,615.00		2.0		500.00	020800	95.1
Barbera	800.00	000100	4.9		650.00	067605	715.0
	1,100.00	000100	3.3		680.00	020800	60.1
	1,200.00	017800	7.7		800.00	000100	346.8
	1,500.00	000100	12.5		1,125.00	000100	3.0
	1,525.00	000100	7.2	Wtd. Avg. Base & Total Tons	684.12		1,242.6

TABLE 8: BASE PRICE PAID TO GROWERS FOR GRAPES CRUSHED AND DELIVERED TO CALIFORNIA PROCESSORS FROM THE 2017 CROP WITH BRIX FACTORS AND PURCHASED TONNAGE, BY TYPE, VARIETY, REPORTING DISTRICT WHERE GROWN, AND WEIGHTED AVERAGE BASE PRICE

District, Type, and Variety	Base Price	Brix	Tons	District, Type, and Variety	Base Price	Brix	Tons
	Per Ton	Factors			Per Ton	Factors	
	Dollars	Code a/			Dollars	Code a/	
DISTRICT 9 (Cont'd)					2,000.00	000100	9.0
Merlot	250.00	000100	610.3		2,000.00	013800	15.0
	400.00	000100	129.3		2,200.00	067485	19.0
	450.00	000100	130.4		2,320.00	024500	5.2
	500.00	067485	161.1		2,500.00	000100	3.0
	555.09	000100	425.5		2,500.00	013600	1.0
	840.00	020800	1.1		3,200.00	013800	1.4
	900.00	021500	0.1		3,300.00	000100	1.9
	1,000.00	000100	0.2		4,000.00	000100	5.3
	1,100.00	021200	1.9	Wtd. Avg. Base & Total Tons	515.35		1,883.2
	1,100.00	024500	1.3				
	1,225.00	067485	25.2	Primitivo	500.00	021000	11.2
	1,340.00	013400	6.1		800.00	000100	3.0
	1,500.00	000100	6.9		1,200.00	017200	1.5
Wtd. Avg. Base & Total Tons	422.73		1,499.4	Wtd. Avg. Base & Total Tons	624.20		15.7
Montepulciano	1,500.00	000100	7.6	Rubired *	250.00	000100	540.0
Wtd. Avg. Base & Total Tons	1,500.00		7.6	Wtd. Avg. Base & Total Tons	250.00		540.0
Mourvedre *	1,125.00	000100	3.2	Ruby Cabernet	1,500.00	000100	0.2
	1,450.00	000100	7.6	Wtd. Avg. Base & Total Tons	1,500.00		0.2
	1,525.00	000100	1.7				
	1,700.00	000100	7.0	Sangiovese *	1,000.00	000100	0.2
	1,750.00	000100	0.4		1,100.00	000100	6.7
	1,800.00	000100	1.1		1,200.00	017800	4.2
	2,000.00	000100	2.2		1,300.00	000100	0.1
Wtd. Avg. Base & Total Tons	1,560.02		23.2		1,600.00	000100	4.9
				Wtd. Avg. Base & Total Tons	1,278.26		16.1
Muscat Hamburg *	700.00	000100	0.2	Syrah *	450.00	000100	38.8
Wtd. Avg. Base & Total Tons	700.00		0.2		500.00	067605	194.3
Nebbiolo	1,200.00	000100	2.0		526.80	000100	62.8
Wtd. Avg. Base & Total Tons	1,200.00		2.0		600.00	000100	0.5
					600.00	021500	0.6
Negroamaro	1,200.00	017200	1.4		800.00	000100	114.9
Wtd. Avg. Base & Total Tons	1,200.00		1.4		1,000.00	000100	2.9
					1,010.00	017800	2.6
Petit Verdot	250.00	000100	23.1		1,100.00	021500	1.3
	500.00	000100	128.7		1,160.00	020800	3.5
	650.00	067901	825.0		1,200.00	000100	6.0
	750.00	067605	300.0		1,200.00	067485	51.6
	766.54	000100	101.4		1,400.00	021000	0.4
	800.00	000100	388.8		1,450.00	000100	16.3
	825.00	000100	272.6		1,500.00	000100	3.4
	1,225.00	000100	2.6		1,525.00	000100	1.0
	1,375.00	024500	2.6		1,700.00	000100	14.2
	1,450.00	000100	0.9		2,000.00	000100	19.8
	1,500.00	000100	3.2		3,038.60	000100	16.3
	1,500.00	021000	3.4		3,883.93	000100	1.4
	13,325.00	000100	4.4	Wtd. Avg. Base & Total Tons	850.41		552.6
Wtd. Avg. Base & Total Tons	739.84		2,056.7				
				Tannat	825.00	000100	43.6
Petite Sirah	150.00	000100	334.2		1,125.00	000100	4.8
	250.00	000100	12.3		1,275.00	024500	3.2
	600.00	021200	0.5		1,800.00	000100	1.0
	650.00	067922	990.0	Wtd. Avg. Base & Total Tons	898.29		52.6
	750.00	000100	299.7				
	800.00	000100	2,176.0	Tempranillo *	400.00	013800	1.0
	850.00	000100	150.6		436.09	000100	0.7
	1,000.00	021200	1.0		515.00	000100	80.8
	1,100.00	021500	0.2		600.00	000100	249.8
	1,200.00	017200	49.4		668.78	000100	157.3
	1,275.00	024500	3.5		1,100.00	021500	1.2
	1,275.00	025100	50.6		1,275.00	024500	6.0
	1,450.00	000100	35.6		1,450.00	000100	19.9
	1,500.00	000100	11.5		1,500.00	000100	6.6
	2,200.00	000100	22.8		1,525.00	000100	2.7
	2,400.00	000100	7.7		1,800.00	000100	13.9
Wtd. Avg. Base & Total Tons	737.55		4,145.6	Wtd. Avg. Base & Total Tons	3,552.50	000100	1.0
					698.49		540.9
Pinot Noir	400.00	000100	1,579.8	Teroldego	800.00	000100	526.8
	800.00	000100	241.6		1,125.00	000100	2.4
	1,500.00	020800	1.0				

TABLE 8: BASE PRICE PAID TO GROWERS FOR GRAPES CRUSHED AND DELIVERED TO CALIFORNIA PROCESSORS FROM THE 2017 CROP WITH BRIX FACTORS AND PURCHASED TONNAGE, BY TYPE, VARIETY, REPORTING DISTRICT WHERE GROWN, AND WEIGHTED AVERAGE BASE PRICE

District, Type, and Variety	Base Price	Brix	Tons	District, Type, and Variety	Base Price	Brix	Tons
	Per Ton	Factors			Per Ton	Factors	
	Dollars	Code a/			Dollars	Code a/	
DISTRICT 9 (Cont'd)				Wtd. Avg. Base & Total Tons			
Teroldego (Cont'd)					1,606.90		2.9
Wtd. Avg. Base & Total Tons	801.47		529.2	Grenache Blanc	1,500.00	000100	16.3
Zinfandel	200.00	067485	20.4		1,600.00	000100	3.9
	400.00	013800	1.0		1,800.00	000100	5.7
	600.00	067485	278.6		1,850.00	000100	0.3
	800.00	000100	219.1		2,100.00	000100	2.0
	1,400.00	000100	4.0		2,100.00	013800	2.0
	1,450.00	000100	0.6		2,300.00	000100	3.8
	2,000.00	000100	16.2		2,300.00	013800	8.1
Wtd. Avg. Base & Total Tons	5,151.50	000100	1.9	Wtd. Avg. Base & Total Tons	1,835.51		42.1
	730.12		541.8	Marsanne	1,200.00	000100	3.0
Other Red b/	2,900.00	000100	18.8		1,400.00	013800	1.7
Wtd. Avg. Base & Total Tons	2,900.00		18.8		1,500.00	021000	2.8
					1,600.00	000100	2.6
					1,700.00	000100	2.2
					1,800.00	027600	2.0
					1,951.00	000100	2.2
					2,000.00	000100	9.7
					2,000.00	007900	3.0
					2,200.00	000100	1.5
				Wtd. Avg. Base & Total Tons	1,780.85		30.7
				Moscato Gaillo *	1,600.00	000100	3.5
				Wtd. Avg. Base & Total Tons	1,600.00		3.5
				Muscat Blanc *	1,300.00	014100	3.4
					1,300.00	021000	1.7
					1,400.00	000100	4.9
					1,400.00	021000	3.4
					1,425.00	000100	1.7
					1,600.00	000100	2.1
					2,000.00	000100	0.7
					2,000.00	013100	4.0
				Wtd. Avg. Base & Total Tons	1,526.60		21.9
				Muscat Orange	1,300.00	003400	1.3
					1,600.00	000100	10.7
				Wtd. Avg. Base & Total Tons	1,567.50		12.0
				Muscat of Alexandria	950.00	000100	3.9
					1,600.00	024050	1.0
				Wtd. Avg. Base & Total Tons	1,082.65		4.9
				Picpoul Blanc	2,000.00	009100	5.9
					2,200.00	000100	0.4
					2,200.00	011100	0.8
				Wtd. Avg. Base & Total Tons	2,033.80		7.1
				Pinot Blanc	1,325.00	000100	3.6
				Wtd. Avg. Base & Total Tons	1,325.00		3.6
				Pinot Gris *	1,000.00	000100	8.3
					1,000.00	017000	32.0
					1,200.00	000100	12.2
					1,250.00	000100	3.1
					1,375.00	013600	2.9
					1,450.00	000100	5.0
					1,500.00	000100	0.9
					1,500.00	021200	9.5
					2,000.00	006830	2.7
					2,000.00	010700	2.3
Wtd. Avg. Base & Total Tons	1,420.97		399.7	Wtd. Avg. Base & Total Tons	1,212.33		78.9
Chenin Blanc	1,600.00	000100	5.1	Roussanne	1,000.00	000100	3.0
	2,000.00	013100	1.4		1,300.00	013100	1.5
	2,400.00	000100	5.1		1,400.00	000100	1.5
Wtd. Avg. Base & Total Tons	2,000.00		11.6		1,400.00	013800	2.5
					1,400.00	024500	0.8
Fiano	1,400.00	011300	1.7		1,450.00	000100	1.1
	1,600.00	017200	0.3		1,500.00	000100	3.4
	2,000.00	000100	0.9		1,500.00	013800	2.1

TABLE 8: BASE PRICE PAID TO GROWERS FOR GRAPES CRUSHED AND DELIVERED TO CALIFORNIA PROCESSORS FROM THE 2017 CROP WITH BRIX FACTORS AND PURCHASED TONNAGE, BY TYPE, VARIETY, REPORTING DISTRICT WHERE GROWN, AND WEIGHTED AVERAGE BASE PRICE

District, Type, and Variety	Base Price	Brix	Tons	District, Type, and Variety	Base Price	Brix	Tons
	Per Ton	Factors			Per Ton	Factors	
	Dollars	Code a/			Dollars	Code a/	
DISTRICT 10 (Cont'd)					2,200.00	010900	2.0
Roussanne (Cont'd)	1,545.00	021000	0.2	Wtd. Avg. Base & Total Tons	1,756.72		41.6
	1,600.00	000100	4.6				
	1,600.00	027600	2.2	Viognier	700.00	000100	4.7
	1,650.00	000100	2.8		900.00	000100	5.1
	1,693.00	000100	1.9		1,000.00	000100	3.0
	1,700.00	000100	2.6		1,200.00	000100	1.6
	1,800.00	000100	6.4		1,300.00	000100	4.9
	1,800.00	010700	0.5		1,335.00	031700	0.6
	1,800.00	013800	2.1		1,400.00	000100	5.5
	2,000.00	000100	2.6		1,400.00	013800	6.3
	2,000.00	013800	0.3		1,400.00	024050	2.2
	2,200.00	000100	1.5		1,435.00	010700	1.5
	2,200.00	013800	2.7		1,450.00	000100	4.7
Wtd. Avg. Base & Total Tons	1,645.80		46.3		1,466.66	004210	3.0
					1,500.00	000100	12.5
Sauvignon Blanc	530.99	000100	189.2		1,500.00	013800	2.0
	1,000.00	000100	59.5		1,500.00	021200	5.5
	1,100.00	000100	12.8		1,500.00	024500	4.9
	1,200.00	000100	3.6		1,530.00	020800	2.8
	1,200.00	021200	23.2		1,575.00	000100	3.5
	1,250.00	000100	5.4		1,600.00	000100	19.6
	1,275.00	000100	2.9		1,650.00	000100	6.7
	1,300.00	000100	16.7		1,650.00	001900	2.9
	1,350.00	000100	17.9		1,700.00	000100	9.8
	1,350.00	017200	17.6		1,800.00	000100	10.0
	1,400.00	000100	11.3		1,800.00	021000	3.8
	1,400.00	017200	5.3		1,818.00	000100	2.3
	1,400.00	021000	17.4		1,900.00	011300	1.4
	1,500.00	000100	2.7		2,000.00	000100	2.7
	1,600.00	000100	19.1		2,000.00	013800	3.1
	1,600.00	025100	3.2		2,200.00	011100	0.7
	1,650.00	000100	10.6		3,300.00	021800	1.1
	1,650.00	024500	1.9		3,600.00	000100	2.1
	1,700.00	000100	2.0		4,544.00	000100	1.4
	1,800.00	021600	2.1	Wtd. Avg. Base & Total Tons	1,594.91		141.9
Wtd. Avg. Base & Total Tons	945.85		424.4				
				White Riesling *	1,463.00	000100	3.8
Semillon	1,200.00	013600	2.2		1,600.00	000100	1.2
	1,250.00	000100	2.1	Wtd. Avg. Base & Total Tons	1,495.88		5.0
	1,350.00	000100	0.4				
	1,400.00	000100	2.3	Other White b/	1,000.00	013400	0.7
	1,400.00	011100	10.8		1,100.00	000100	0.4
Wtd. Avg. Base & Total Tons	1,356.46		17.8		1,200.00	010700	1.5
					1,250.00	000100	3.0
Torrontes	1,450.00	000100	9.5		1,800.00	011100	1.9
	1,450.00	013800	2.0		2,000.00	010700	0.3
Wtd. Avg. Base & Total Tons	1,450.00		11.5		3,300.00	000100	1.2
				Wtd. Avg. Base & Total Tons	1,630.00		9.0
Verdejo	1,500.00	013400	3.1				
	1,600.00	014100	2.8	WINE GRAPES (RED)			
Wtd. Avg. Base & Total Tons	1,547.46		5.9	Aglianico	1,200.00	000100	0.6
					1,600.00	000100	2.0
Verdelho	1,400.00	000100	3.2		2,000.00	006650	2.7
	1,450.00	000100	3.8		2,000.00	017900	0.6
	1,500.00	021600	3.5		2,200.00	000100	1.1
	1,650.00	000100	1.9	Wtd. Avg. Base & Total Tons	1,848.57		7.0
	2,000.00	013100	5.7				
Wtd. Avg. Base & Total Tons	1,645.03		18.1	Alicante Bouschet *	1,000.00	024300	11.4
					1,100.00	000100	0.5
Vermentino *	1,300.00	017200	2.2		1,132.00	021200	2.1
	1,400.00	021000	1.1		1,200.00	000100	1.3
	1,485.00	000100	2.7		1,500.00	000100	5.2
	1,500.00	000100	9.2		1,500.00	003100	1.9
	1,600.00	000100	5.5		1,500.00	017800	7.9
	1,800.00	000100	2.1		1,550.00	000100	4.9
	1,900.00	000100	2.6		1,600.00	000100	3.2
	2,000.00	000100	6.1		1,650.00	000100	0.5
	2,000.00	013100	2.2		1,650.00	020800	4.4
	2,000.00	017400	1.5	Wtd. Avg. Base & Total Tons	1,366.91		43.3
	2,100.00	000100	2.6				
	2,100.00	013800	0.7	Barbera	400.00	021200	2.0
	2,200.00	000100	1.1		700.00	000100	10.0

TABLE 8: BASE PRICE PAID TO GROWERS FOR GRAPES CRUSHED AND DELIVERED TO CALIFORNIA PROCESSORS FROM THE 2017 CROP WITH BRIX FACTORS AND PURCHASED TONNAGE, BY TYPE, VARIETY, REPORTING DISTRICT WHERE GROWN, AND WEIGHTED AVERAGE BASE PRICE

District, Type, and Variety	Base Price	Brix	Tons	District, Type, and Variety	Base Price	Brix	Tons
	Per Ton	Factors			Per Ton	Factors	
	Dollars	Code a/			Dollars	Code a/	
DISTRICT 10 (Cont'd)					1,500.00	000100	3.0
Barbera (Cont'd)	800.00	000100	10.0		1,500.00	018000	1.7
	1,000.00	000100	7.6		1,500.00	027310	2.2
	1,000.00	014000	1.5		1,500.00	028000	2.3
	1,000.00	029780	3.0		1,600.00	000100	6.9
	1,100.00	000100	10.7		1,600.00	021000	16.2
	1,200.00	000100	2.2		1,600.00	021200	5.2
	1,200.00	021000	1.5		1,600.00	024800	2.0
	1,250.00	017200	3.4		1,650.00	000100	7.0
	1,252.00	000100	2.3		1,700.00	000100	1.8
	1,275.00	000100	37.8		1,709.00	021200	0.6
	1,300.00	000100	17.1		1,800.00	000100	2.0
	1,300.00	024500	3.4		1,800.00	008900	2.6
	1,325.00	000100	4.0		1,900.00	000100	1.0
	1,383.55	000100	28.2		1,900.00	021200	1.4
	1,400.00	000100	53.6		1,925.00	000100	22.8
	1,400.00	024500	2.8		2,000.00	000100	6.0
	1,466.25	017800	5.9	Wtd. Avg. Base & Total Tons	1,275.67		267.6
	1,475.68	000100	59.8				
	1,500.00	000100	14.1	Cabernet Sauvignon	200.00	000100	0.4
	1,500.00	018000	16.4		400.00	017200	280.4
	1,500.00	021000	30.7		675.00	000100	478.2
	1,500.00	024500	6.6		810.00	000100	6.1
	1,500.00	025100	3.6		1,200.00	000100	4.1
	1,550.00	000100	4.6		1,250.00	000100	1.1
	1,550.00	020800	3.0		1,262.62	000100	21.5
	1,595.00	021200	5.1		1,300.00	000100	1.6
	1,600.00	000100	155.5		1,300.00	018000	1.9
	1,600.00	003100	4.8		1,335.00	021200	0.8
	1,600.00	021000	22.6		1,350.00	000100	5.2
	1,600.00	024800	6.3		1,350.00	024500	3.0
	1,600.00	025300	6.8		1,350.52	019400	118.5
	1,600.00	028100	3.1		1,375.00	000100	259.4
	1,620.00	000100	0.9		1,400.00	000100	2.2
	1,650.00	000100	53.2		1,400.00	025100	3.3
	1,650.00	021600	3.0		1,450.00	000100	8.9
	1,650.00	024500	4.1		1,450.00	021200	3.9
	1,650.00	024800	9.7		1,500.00	000100	79.3
	1,659.00	000100	3.2		1,500.00	017200	2.5
	1,684.00	000100	2.4		1,550.00	021600	3.7
	1,694.00	000100	12.7		1,600.00	000100	20.4
	1,700.00	000100	20.5		1,600.00	014100	2.3
	1,700.00	024800	7.1		1,600.00	021200	1.3
	1,700.00	028000	31.6		1,600.00	025100	11.1
	1,700.00	029200	3.2		1,600.00	070430	3.8
	1,750.00	000100	7.2		1,650.00	000100	4.3
	1,800.00	000100	15.3		1,700.00	000100	434.0
	1,850.00	000100	2.9		1,700.00	004210	3.5
	1,850.00	021200	1.5		1,725.00	000100	45.6
	1,900.00	000100	2.2		1,800.00	000100	23.3
	2,000.00	000100	20.3		1,800.00	021000	42.1
	2,000.00	009400	4.1		1,800.00	025100	39.3
	2,000.00	017400	1.7		1,800.00	028000	18.7
	2,085.00	000100	3.6		1,850.00	000100	13.5
	2,100.00	000100	0.8		1,875.00	000100	7.6
	2,150.00	000100	2.7		1,900.00	000100	152.0
	2,400.00	028000	6.0		1,900.00	021000	24.3
	2,600.00	000100	1.7		1,900.00	021200	2.9
	2,750.00	000100	0.5		1,925.00	000100	296.8
	2,800.00	000100	2.4		2,000.00	000100	21.5
	2,800.00	025100	13.2		2,000.00	017400	0.3
Wtd. Avg. Base & Total Tons	1,560.57		787.7		2,000.00	024800	3.5
					2,200.00	018000	1.9
Cabernet Franc	700.00	000100	4.4		2,300.00	000100	9.5
	950.00	000100	126.9		2,400.00	029200	1.2
	1,000.00	021000	4.7		2,600.00	000100	25.3
	1,200.00	000100	3.9		6,800.00	000100	4.8
	1,300.00	000100	5.5	Wtd. Avg. Base & Total Tons	1,361.30		2,500.8
	1,430.00	021200	3.0				
	1,450.00	000100	13.1	Carignane	1,066.66	000100	3.0
	1,450.00	024500	11.6		1,500.00	000100	3.8
	1,475.00	021000	3.9		1,600.00	000100	2.7
	1,475.00	021200	5.9		1,650.00	000100	2.6

TABLE 8: BASE PRICE PAID TO GROWERS FOR GRAPES CRUSHED AND DELIVERED TO CALIFORNIA PROCESSORS FROM THE 2017 CROP WITH BRIX FACTORS AND PURCHASED TONNAGE, BY TYPE, VARIETY, REPORTING DISTRICT WHERE GROWN, AND WEIGHTED AVERAGE BASE PRICE

District, Type, and Variety	Base Price	Brix	Tons	District, Type, and Variety	Base Price	Brix	Tons
	Per Ton	Factors			Per Ton	Factors	
	Dollars	Code a/			Dollars	Code a/	
DISTRICT 10 (Cont'd)					1,500.00	024500	13.2
Cargnane (Cont'd)	1,650.00	017200	0.5		1,500.00	024800	2.3
	1,850.00	000100	2.5		1,556.00	000100	1.0
	1,930.00	000100	0.5		1,600.00	000100	20.9
	2,000.00	011800	1.7		1,600.00	024500	1.0
Wtd. Avg. Base & Total Tons	1,579.48		17.3		1,600.00	028000	10.4
					1,624.72	021200	5.7
Charbono	1,500.00	000100	2.6		1,642.00	018000	1.0
	1,600.00	000100	4.1		1,650.00	000100	5.0
	1,650.00	000100	5.5		1,650.00	024500	4.1
	1,700.00	000100	3.4		1,673.80	013400	1.8
Wtd. Avg. Base & Total Tons	1,622.76		15.6		1,673.80	014000	4.3
					1,700.00	000100	34.8
Cinsaut *	1,100.00	000100	0.3		1,700.00	028000	1.6
	1,200.00	000100	8.1		1,798.00	000100	2.1
	1,294.00	000100	0.5		1,800.00	000100	16.3
	1,500.00	000100	3.3		1,800.00	013800	4.2
	1,500.00	020800	0.6		1,800.00	014000	1.6
	1,500.00	024500	7.1		1,800.00	024500	1.0
	1,533.00	000100	0.7		1,850.00	000100	11.7
	1,800.00	013800	1.7		1,900.00	000100	4.7
	2,240.00	000100	1.0		2,000.00	000100	17.3
	2,500.00	013800	1.9		2,000.00	017000	2.9
Wtd. Avg. Base & Total Tons	1,520.64		25.2		2,100.00	014000	7.3
					2,200.00	000100	8.0
Counoise	1,700.00	010700	0.3		2,200.00	010900	1.3
	2,000.00	000100	1.6		2,240.00	000100	7.9
	2,100.00	013800	1.1		2,290.00	000100	1.3
	2,200.00	000100	2.4		2,300.00	000100	4.7
	2,240.00	000100	0.8		2,400.00	000100	2.3
	2,500.00	000100	1.0		2,500.00	000100	2.8
Wtd. Avg. Base & Total Tons	2,165.56		7.2		2,500.00	013600	1.0
					2,500.00	013800	2.0
Dolcetto	1,300.00	000100	5.0		2,500.00	014000	1.9
	1,450.00	000100	1.5		2,800.00	000100	1.2
	1,500.00	000100	3.9		3,000.00	000100	1.2
	1,500.00	020800	1.1		3,300.00	000100	4.4
	1,500.00	021000	5.3		3,300.00	021800	2.5
	1,600.00	000100	2.5	Wtd. Avg. Base & Total Tons	1,784.31		271.4
	1,750.00	000100	4.4				
Wtd. Avg. Base & Total Tons	1,511.60		23.7	Lagrein	1,000.00	000100	0.2
					1,800.00	000100	4.3
Gamay (Napa) *	2,200.00	008200	7.2	Wtd. Avg. Base & Total Tons	1,764.44		4.5
	2,500.00	000100	1.0				
Wtd. Avg. Base & Total Tons	2,236.59		8.2	Malbec	800.00	000100	3.0
					1,250.00	000100	1.3
Gamay Noir Au Jus Blanc	2,100.00	000100	20.8		1,300.00	000100	0.4
	2,300.00	011400	5.1		1,300.00	004210	1.0
	2,800.00	013100	15.0		1,300.00	025100	6.1
Wtd. Avg. Base & Total Tons	2,381.66		40.9		1,400.00	000100	7.7
					1,450.00	000100	25.8
Graciano	1,400.00	000100	0.5		1,500.00	000100	1.4
	1,500.00	000100	1.7		1,500.00	017200	0.5
	1,500.00	017400	0.5		1,500.00	024500	1.8
	1,800.00	014100	3.3		1,500.00	052025	16.8
	2,000.00	017000	1.4		1,520.00	000100	1.7
	3,000.00	000100	1.1		1,550.00	000100	1.2
	3,300.00	000100	1.0		1,600.00	028000	7.5
Wtd. Avg. Base & Total Tons	2,035.79		9.5		1,650.00	000100	5.3
					1,700.00	000100	47.5
Grenache *	200.00	000100	0.7		1,800.00	000100	8.0
	800.00	024500	0.5		1,850.00	000100	6.8
	1,000.00	000100	4.1		1,900.00	000100	4.1
	1,200.00	000100	5.5		1,900.00	021200	7.2
	1,250.00	000100	2.2		1,950.00	000100	6.5
	1,300.00	021600	2.2		1,950.00	021200	1.5
	1,350.00	000100	5.7		2,000.00	000100	17.5
	1,400.00	000100	4.8		2,000.00	029125	2.2
	1,400.00	024500	1.0		2,300.00	000100	2.9
	1,500.00	000100	12.7	Wtd. Avg. Base & Total Tons	1,662.76		185.7
	1,500.00	004210	3.0				
	1,500.00	018000	1.0	Merlot	19.00 c/	021200	2.2
	1,500.00	021000	9.3		700.00	000100	7.4

TABLE 8: BASE PRICE PAID TO GROWERS FOR GRAPES CRUSHED AND DELIVERED TO CALIFORNIA PROCESSORS FROM THE 2017 CROP WITH BRIX FACTORS AND PURCHASED TONNAGE, BY TYPE, VARIETY, REPORTING DISTRICT WHERE GROWN, AND WEIGHTED AVERAGE BASE PRICE

District, Type, and Variety	Base Price	Brix	Tons	District, Type, and Variety	Base Price	Brix	Tons
	Per Ton	Factors			Per Ton	Factors	
	Dollars	Code a/			Dollars	Code a/	
DISTRICT 10 (Cont'd)					2,100.00	008000	2.0
Merlot (Cont'd)	950.00	000100	63.5		2,100.00	010900	3.0
	1,000.00	020800	0.2		2,100.00	013400	2.0
	1,200.00	000100	10.0		2,100.00	013600	0.9
	1,200.00	027500	2.0		2,100.00	013800	1.3
	1,300.00	000100	21.5		2,200.00	000100	20.5
	1,350.00	021500	19.3		2,200.00	008000	1.8
	1,450.00	000100	9.8		2,240.00	000100	3.5
	1,450.00	070430	2.8		2,250.00	013100	1.9
	1,500.00	000100	15.7		2,290.00	000100	1.3
	1,500.00	017200	0.5		2,300.00	018800	2.3
	1,500.00	018000	2.0		2,500.00	013600	8.4
	1,500.00	021200	9.8		2,500.00	013800	6.5
	1,550.00	000100	6.2		3,000.00	000100	1.4
	1,550.00	020800	0.9		3,300.00	021800	0.9
	1,550.00	021200	1.2		3,800.00	017200	7.8
	1,561.23	019400	87.6		3,898.00	000100	0.8
	1,600.00	000100	3.1	Wtd. Avg. Base & Total Tons	1,923.46		196.0
	1,600.00	021000	16.9				
	1,600.00	024800	1.0	Muscat Hamburg *	1,500.00	000100	1.6
	1,600.00	028000	5.0		1,600.00	000100	1.2
	1,625.00	000100	69.9	Wtd. Avg. Base & Total Tons	1,542.86		2.8
	1,700.00	000100	40.8				
	1,700.00	021200	0.8	Nebbiolo	1,500.00	025300	1.4
	1,750.00	000100	2.7		1,600.00	000100	1.4
	1,750.00	028000	1.7		1,620.00	000100	6.5
	1,800.00	000100	5.0		1,800.00	000100	1.1
	1,900.00	000100	198.7		1,800.00	010900	0.9
	2,000.00	013400	0.5		2,500.00	000100	3.0
Wtd. Avg. Base & Total Tons	1,591.34 d/		608.7	Wtd. Avg. Base & Total Tons	1,816.08		14.3
Mission	2,500.00	000100	7.2	Negroamaro	2,000.00	000100	1.3
Wtd. Avg. Base & Total Tons	2,500.00		7.2	Wtd. Avg. Base & Total Tons	2,000.00		1.3
Monastrell	1,958.78	014100	6.6	Nero D'Avola *	1,200.00	000100	1.0
Wtd. Avg. Base & Total Tons	1,958.78		6.6	Wtd. Avg. Base & Total Tons	1,200.00		1.0
Montepulciano	1,000.00	000100	0.8	Petit Verdot	1,300.00	000100	0.6
	1,400.00	000100	2.2		1,400.00	000100	6.5
	2,000.00	000100	0.9		1,500.00	000100	3.6
Wtd. Avg. Base & Total Tons	1,456.41		3.9		1,500.00	028000	1.0
					1,500.00	052025	38.6
Mourvedre *	1,075.00	024500	5.6		1,600.00	000100	3.0
	1,200.00	000100	8.9		1,700.00	000100	109.4
	1,400.00	014100	1.1		1,800.00	000100	3.4
	1,400.00	021200	4.7		1,850.00	000100	0.2
	1,400.00	021600	1.1		1,900.00	000100	3.0
	1,500.00	000100	10.1		1,900.00	011800	2.1
	1,500.00	004210	2.0		1,900.00	021200	2.1
	1,500.00	024500	10.3		1,925.00	000100	38.8
	1,545.00	010900	3.2		2,250.00	000100	2.2
	1,550.00	018000	1.8	Wtd. Avg. Base & Total Tons	1,702.89		214.5
	1,565.90	021000	4.0				
	1,581.00	021200	3.7	Petite Sirah	700.00	000100	6.8
	1,600.00	000100	4.4		800.00	000100	44.0
	1,600.00	024500	1.4		900.00	000100	0.5
	1,600.00	027600	0.7		1,000.00	000100	9.5
	1,600.00	028000	7.4		1,100.00	000100	2.1
	1,650.00	000100	3.4		1,200.00	000100	5.2
	1,650.00	024500	3.2		1,200.00	025100	26.3
	1,675.00	000100	1.6		1,200.00	027600	2.0
	1,684.11	013600	1.5		1,225.00	026900	6.7
	1,684.11	013800	3.0		1,250.00	000100	1.0
	1,700.00	000100	5.4		1,300.00	000100	3.9
	1,800.00	000100	3.4		1,300.00	004210	1.5
	1,800.00	024500	2.4		1,300.00	021000	2.2
	1,826.00	000100	4.1		1,385.96	000100	20.7
	1,850.00	028000	2.4		1,400.00	000100	30.6
	1,900.00	000100	10.1		1,400.00	025100	45.9
	1,900.00	021000	3.2		1,400.00	025300	10.4
	1,923.00	013800	2.0		1,425.00	000100	4.6
	2,000.00	000100	11.2		1,450.00	000100	8.6
	2,000.00	017000	2.4		1,452.00	000100	4.0

TABLE 8: BASE PRICE PAID TO GROWERS FOR GRAPES CRUSHED AND DELIVERED TO CALIFORNIA PROCESSORS FROM THE 2017 CROP WITH BRIX FACTORS AND PURCHASED TONNAGE, BY TYPE, VARIETY, REPORTING DISTRICT WHERE GROWN, AND WEIGHTED AVERAGE BASE PRICE

District, Type, and Variety	Base Price	Brix	Tons	District, Type, and Variety	Base Price	Brix	Tons
	Per Ton	Factors			Per Ton	Factors	
	Dollars	Code a/			Dollars	Code a/	
DISTRICT 10 (Cont'd)					1,500.00	017200	0.5
Petite Sirah (Cont'd)	1,482.52	019400	29.7		1,500.00	021000	3.6
	1,485.00	021200	2.1		1,600.00	000100	28.5
	1,500.00	000100	37.6		1,600.00	027600	3.9
	1,500.00	003200	7.2		1,650.00	000100	4.6
	1,500.00	017200	0.5		1,700.00	014500	6.0
	1,500.00	017900	1.8		1,750.00	000100	5.0
	1,500.00	024500	4.0		2,000.00	000100	2.0
	1,500.00	028000	8.2		2,000.00	003100	5.3
	1,500.00	052025	19.8		2,100.00	000100	5.5
	1,500.00	069445	23.0		2,400.00	000100	2.7
	1,520.00	000100	1.0	Wtd. Avg. Base & Total Tons	1,501.85		182.6
	1,550.00	000100	2.0				
	1,550.00	021000	4.1	Refosco *	2,000.00	017000	3.6
	1,550.00	021200	2.7	Wtd. Avg. Base & Total Tons	2,000.00		3.6
	1,600.00	000100	11.9				
	1,600.00	003100	12.0	Sagrantino	1,800.00	000100	2.4
	1,600.00	021000	2.0	Wtd. Avg. Base & Total Tons	1,800.00		2.4
	1,600.00	021200	1.7				
	1,600.00	027600	0.8	Sangiovese *	700.00	000100	49.2
	1,600.00	067485	2.2		1,200.00	000100	4.4
	1,650.00	000100	19.9		1,200.00	021000	0.9
	1,650.00	024500	0.5		1,200.00	024300	1.0
	1,650.00	025100	12.2		1,250.00	000100	0.8
	1,650.00	029200	1.7		1,300.00	017800	3.0
	1,700.00	000100	20.1		1,400.00	000100	2.0
	1,700.00	021000	3.8		1,423.00	000100	9.3
	1,700.00	021200	4.2		1,450.00	024300	1.0
	1,750.00	000100	7.0		1,500.00	000100	20.9
	1,800.00	000100	27.5		1,500.00	018000	1.9
	1,800.00	021000	3.1		1,500.00	028000	5.4
	1,850.00	000100	3.9		1,520.00	000100	3.6
	1,900.00	000100	33.7		1,536.97	021200	2.2
	1,900.00	024800	2.0		1,600.00	000100	16.7
	1,950.00	021200	3.4		1,600.00	003100	5.7
	2,000.00	000100	62.9		1,600.00	021000	4.1
	2,000.00	003100	16.8		1,648.00	021200	1.8
	2,000.00	013600	1.2		1,650.00	000100	7.5
	2,000.00	017000	1.0		1,650.00	024500	5.0
	2,000.00	021000	3.3		1,685.00	000100	7.1
	2,250.00	024500	7.7		1,700.00	000100	1.9
	2,650.00	000100	0.5		1,700.00	004210	2.0
	3,300.00	000100	2.2		1,700.00	021000	10.0
	3,300.00	021800	2.2		1,750.00	000100	5.5
	3,600.00	000100	2.6		1,800.00	000100	1.7
Wtd. Avg. Base & Total Tons	1,555.58		654.2		1,800.00	021000	7.6
					1,850.00	000100	2.7
Pinot Noir	1,000.00	011500	0.6		1,880.00	000100	4.2
	1,500.00	000100	6.9		2,000.00	000100	2.0
	1,620.00	000100	0.3		2,000.00	003100	6.3
	1,700.00	020800	1.5	Wtd. Avg. Base & Total Tons	1,382.87		197.4
	1,750.00	024500	1.8				
	1,800.00	011500	6.3	Souzao	700.00	000100	4.0
	2,000.00	000100	16.3		1,600.00	000100	0.7
	2,000.00	007500	0.4		2,100.00	000100	0.2
	2,000.00	011500	3.2	Wtd. Avg. Base & Total Tons	885.71		4.9
	2,000.00	024500	1.9				
Wtd. Avg. Base & Total Tons	1,838.67		39.2	Syrah *	750.00	000100	1.6
					810.00	000100	6.3
Pinotage	1,550.00	000100	1.2		900.00	000100	2.6
Wtd. Avg. Base & Total Tons	1,550.00		1.2		950.00	000100	6.7
					1,000.00	000100	115.6
Primitivo	900.00	000100	2.0		1,000.00	014000	0.3
	1,200.00	000100	16.7		1,100.00	024500	2.6
	1,300.00	000100	10.2		1,136.25	000100	20.6
	1,300.00	003100	2.3		1,200.00	000100	55.4
	1,325.00	024500	1.9		1,200.00	017200	5.0
	1,400.00	000100	44.6		1,200.00	021200	2.4
	1,400.00	025100	6.3		1,250.00	000100	5.2
	1,400.00	025300	9.0		1,250.00	003100	14.3
	1,450.00	000100	2.7		1,300.00	000100	1.6
	1,450.00	021200	5.1		1,300.00	004210	4.2
	1,500.00	000100	14.2		1,300.00	024500	0.5

TABLE 8: BASE PRICE PAID TO GROWERS FOR GRAPES CRUSHED AND DELIVERED TO CALIFORNIA PROCESSORS FROM THE 2017 CROP WITH BRIX FACTORS AND PURCHASED TONNAGE, BY TYPE, VARIETY, REPORTING DISTRICT WHERE GROWN, AND WEIGHTED AVERAGE BASE PRICE

District, Type, and Variety	Base Price	Brix	Tons	District, Type, and Variety	Base Price	Brix	Tons
	Per Ton	Factors			Per Ton	Factors	
	Dollars	Code a/			Dollars	Code a/	
DISTRICT 10 (Cont'd)					1,400.00	004210	3.0
Syrah * (Cont'd)	1,300.00	027800	5.0		1,400.00	020800	0.5
	1,400.00	000100	1.8		1,500.00	000100	12.2
	1,400.00	021200	7.6		1,500.00	021200	1.4
	1,400.00	021600	2.0		1,500.00	028000	3.9
	1,435.00	008000	6.6		1,562.00	014100	18.0
	1,450.00	000100	5.0		1,589.50	000100	0.9
	1,455.39	019400	69.1		1,590.00	000100	2.3
	1,500.00	000100	67.5		1,600.00	000100	14.1
	1,500.00	014500	12.1		1,625.00	000100	9.3
	1,500.00	017800	1.4		1,625.00	020800	3.0
	1,500.00	018000	2.2		1,650.00	000100	3.8
	1,500.00	021000	12.8		1,650.00	017200	2.5
	1,500.00	024500	29.9		1,800.00	000100	12.2
	1,500.00	024800	2.1		1,800.00	021600	2.3
	1,500.00	028000	17.1		1,900.00	000100	9.3
	1,500.00	052025	40.0		1,900.00	021200	4.2
	1,525.00	021200	2.0		2,000.00	000100	12.2
	1,526.94	014100	3.1		2,000.00	011100	4.0
	1,530.00	000100	1.0		2,000.00	013100	0.5
	1,550.00	000100	17.2		2,100.00	000100	0.1
	1,600.00	000100	25.0		2,400.00	000100	1.3
	1,600.00	024500	12.6		3,000.00	000100	9.9
	1,600.00	025450	6.1		3,200.00	000100	2.2
	1,600.00	028000	2.2		3,300.00	000100	2.3
	1,620.00	000100	3.7	Wtd. Avg. Base & Total Tons	1,714.63		169.9
	1,650.00	000100	1.1				
	1,650.00	024500	4.8	Teroldego	1,500.00	020800	0.4
	1,650.00	025100	4.3	Wtd. Avg. Base & Total Tons	1,500.00		0.4
	1,700.00	000100	10.8				
	1,700.00	011100	2.2	Tinta Cao	700.00	000100	4.9
	1,700.00	021200	4.3		1,300.00	000100	6.5
	1,700.00	021600	3.1		1,600.00	000100	0.6
	1,720.00	000100	2.6		2,100.00	000100	0.8
	1,740.74	017800	22.9	Wtd. Avg. Base & Total Tons	1,134.38		12.8
	1,750.00	000100	11.1				
	1,800.00	000100	23.3	Touriga Nacional *	700.00	000100	2.7
	1,800.00	003200	18.9		1,200.00	008900	3.7
	1,800.00	014100	0.9		1,400.00	000100	4.9
	1,800.00	028000	1.5		1,500.00	000100	2.1
	1,850.00	000100	5.6		1,600.00	000100	1.0
	1,900.00	000100	112.1		2,100.00	000100	1.3
	1,900.00	021600	1.0	Wtd. Avg. Base & Total Tons	1,316.56		15.7
	1,938.05	017800	10.7				
	2,000.00	000100	84.7	Trousseau *	2,000.00	010700	5.0
	2,000.00	011300	2.9		2,100.00	000100	0.3
	2,000.00	021600	2.0	Wtd. Avg. Base & Total Tons	2,005.66		5.3
	2,000.00	024500	35.0				
	2,000.00	028000	1.6	Zinfandel	245.00	000100	17.5
	2,100.00	027500	2.1		250.00	009000	309.1
	2,200.00	000100	8.2		600.00	009000	31.7
	2,200.00	014100	2.3		600.00	020800	40.9
	2,400.00	008303	1.0		700.00	067485	26.8
	2,500.00	000100	6.2		800.00	000100	8.7
	2,500.00	012900	2.2		950.00	000100	3.8
	3,300.00	021800	5.8		1,000.00	000100	129.9
	3,600.00	000100	5.1		1,000.00	003100	2.8
	3,823.00	000100	2.9		1,100.00	000100	5.7
Wtd. Avg. Base & Total Tons	1,586.26		1,003.2		1,100.00	014000	16.1
					1,100.00	024500	53.9
Tannat	1,100.00	000100	1.1		1,166.67	020800	3.0
	1,800.00	000100	1.5		1,200.00	000100	52.5
	1,800.00	021200	1.7		1,200.00	014000	1.9
Wtd. Avg. Base & Total Tons	1,620.93		4.3		1,200.00	020800	670.0
					1,200.00	021000	9.6
Tempranillo *	914.61	024800	4.1		1,200.00	024500	24.9
	1,100.00	021000	1.4		1,225.00	026900	7.7
	1,100.00	025100	5.5		1,250.00	000100	49.1
	1,200.00	000100	3.2		1,300.00	000100	43.8
	1,200.00	017200	9.5		1,300.00	003100	11.9
	1,300.00	000100	4.2		1,300.00	020800	243.9
	1,300.00	021000	0.7		1,300.00	069445	68.7
	1,400.00	000100	5.9		1,341.06	000100	120.8

TABLE 8: BASE PRICE PAID TO GROWERS FOR GRAPES CRUSHED AND DELIVERED TO CALIFORNIA PROCESSORS FROM THE 2017 CROP WITH BRIX FACTORS AND PURCHASED TONNAGE, BY TYPE, VARIETY, REPORTING DISTRICT WHERE GROWN, AND WEIGHTED AVERAGE BASE PRICE

District, Type, and Variety	Base Price	Brix	Tons	District, Type, and Variety	Base Price	Brix	Tons
	Per Ton	Factors			Per Ton	Factors	
	Dollars	Code a/			Dollars	Code a/	
DISTRICT 10 (Cont'd)					1,500.00	003200	1.6
Zinfandel (Cont'd)	1,350.00	000100	20.1		2,000.00	017000	0.8
	1,400.00	000100	263.1		2,100.00	000100	1.0
	1,400.00	003100	27.7		3,300.00	009400	5.3
	1,400.00	014100	16.3	Wtd. Avg. Base & Total Tons	1,744.16		31.7
	1,400.00	014500	1.1				
	1,400.00	021200	3.6	DISTRICT 11			
	1,400.00	024500	12.1	TABLE GRAPES			
	1,400.00	025300	22.8	Flame Tokay	300.00	000100	8.3
	1,400.00	027800	2.0	Wtd. Avg. Base & Total Tons	300.00		8.3
	1,450.00	000100	3.0				
	1,450.00	003100	77.1	WINE GRAPES (WHITE)			
	1,450.00	024500	4.3	Albarino	450.00	000100	54.1
	1,450.00	070512	62.1		1,200.00	000100	12.9
	1,500.00	000100	394.4		1,450.00	000100	4.4
	1,500.00	017800	31.7		1,500.00	000100	30.4
	1,500.00	017900	1.0		1,600.00	000100	6.7
	1,500.00	018000	0.7		1,650.00	000100	2.9
	1,500.00	021000	17.7		1,700.00	000100	3.0
	1,500.00	024500	16.4		1,700.00	010900	1.8
	1,500.00	024800	4.0		1,700.00	016800	1.7
	1,500.00	025100	17.1	Wtd. Avg. Base & Total Tons	1,003.90		117.9
	1,500.00	028000	28.6				
	1,500.00	029050	24.4	Burger *	275.00	004900	2,903.3
	1,500.00	029200	8.3	Wtd. Avg. Base & Total Tons	275.00		2,903.3
	1,523.64	000100	31.9				
	1,550.00	000100	54.2	Chardonnay *	250.00	000100	74.8
	1,550.00	028750	3.0		300.00	000100	267.5
	1,560.00	004210	2.0		350.00	000100	2,861.1
	1,600.00	000100	582.5		350.00	017200	1,796.4
	1,600.00	003100	179.0		400.00	000100	731.0
	1,600.00	021200	4.1		400.00	044490	163.0
	1,600.00	025100	39.3		450.00	000100	2,240.7
	1,600.00	067485	4.0		450.00	044490	433.7
	1,650.00	000100	103.8		472.50	000100	150.2
	1,700.00	000100	65.6		475.00	000100	1,329.9
	1,700.00	017800	27.8		500.00	000100	2,513.2
	1,700.00	021200	9.1		516.08	000100	1,278.6
	1,725.00	000100	0.4		516.08	007600	512.8
	1,750.00	024300	3.0		519.64	000100	204.8
	1,800.00	000100	218.2		525.00	000100	12,212.4
	1,800.00	003100	29.6		530.00	011300	20.4
	1,800.00	021600	4.0		535.00	064047	180.8
	1,800.00	052025	10.3		538.60	000100	3,494.3
	1,850.00	000100	3.0		550.00	000100	12,451.9
	1,900.00	000100	50.1		550.00	001900	3,106.4
	2,000.00	000100	319.8		550.00	002000	124.3
	2,000.00	003100	20.7		550.00	011300	460.8
	2,000.00	017000	16.1		550.00	013400	274.0
	2,000.00	020800	40.3		550.00	013600	196.5
	2,000.00	024500	24.5		550.00	015500	2,509.9
	2,000.00	031000	4.2		550.00	015900	358.1
	2,023.00	000100	18.9		550.00	017000	7,360.8
	2,100.00	000100	10.1		550.00	017200	282.7
	2,200.00	000100	5.4		550.00	044490	140.0
	2,200.00	014100	1.7		552.00	000100	14.3
	2,350.00	000100	7.5		555.00	000100	314.5
	2,400.00	000100	20.4		563.78	000100	230.4
	2,400.00	025300	2.2		565.64	000100	101.1
	2,400.00	028000	10.6		567.69	000100	160.4
	2,600.00	000100	5.5		575.00	000100	26,176.9
	2,666.66	000100	1.2		575.00	013800	1,006.1
	2,800.00	000100	14.7		575.00	013900	704.0
	2,800.00	024800	6.1		580.00	000100	719.2
	3,000.00	021800	1.0		585.00	013800	139.0
	3,250.00	000100	44.9		585.00	013900	543.0
	3,500.00	024148	5.3		590.98	000100	524.7
Wtd. Avg. Base & Total Tons	1,427.36		5,020.3		597.33	000100	510.6
					600.00	000100	11,887.9
Other Red b/	1,100.00	000100	0.7		600.00	001700	88.9
	1,200.00	000100	6.6		600.00	054870	367.1
	1,300.00	000100	2.7		600.05	000100	62.5
	1,500.00	000100	13.0		605.30	000100	6.5

TABLE 8: BASE PRICE PAID TO GROWERS FOR GRAPES CRUSHED AND DELIVERED TO CALIFORNIA PROCESSORS FROM THE 2017 CROP WITH BRIX FACTORS AND PURCHASED TONNAGE, BY TYPE, VARIETY, REPORTING DISTRICT WHERE GROWN, AND WEIGHTED AVERAGE BASE PRICE

District, Type, and Variety	Base Price	Brix	Tons	District, Type, and Variety	Base Price	Brix	Tons
	Per Ton	Factors			Per Ton	Factors	
	Dollars	Code a/			Dollars	Code a/	
DISTRICT 11 (Cont'd)					450.00	000100	609.0
Chardonnay * (Cont'd)	615.00	000100	397.0		900.00	000100	4.4
	624.00	059693	308.6		1,275.00	000100	10.7
	629.00	064047	319.8	Wtd. Avg. Base & Total Tons	418.65		2,424.0
	650.00	000100	101.7				
	650.00	017200	71.7	Muscat Orange	400.00	000100	382.6
	650.00	064047	55.7		500.00	000100	377.3
	660.00	000100	156.5		600.00	058663	92.9
	675.00	000100	35.1	Wtd. Avg. Base & Total Tons	466.03		852.8
	685.00	000100	240.8				
	700.00	000100	1,335.9	Picpoul Blanc	1,400.00	000100	2.1
	700.00	024800	383.0		1,700.00	001100	1.0
	725.00	000100	288.3		2,800.00	000100	0.5
	750.00	000100	207.0	Wtd. Avg. Base & Total Tons	1,677.78		3.6
	785.00	000100	43.2				
	800.00	000100	201.4	Pinot Gris *	350.00	000100	3,043.2
	850.00	000100	172.2		350.00	013400	2,082.6
	850.00	013400	3.0		400.00	000100	7,635.9
	860.00	018100	434.3		500.00	000100	421.8
	900.00	018100	264.5		500.00	012900	448.3
	975.00	000100	20.4		550.00	000100	4,686.8
	1,000.00	000100	20.5		550.00	001700	181.5
	1,000.00	018800	8.3		557.27	013100	735.1
	1,100.00	000100	3.4		557.27	017000	2,237.8
	1,200.00	000100	32.1		558.98	000100	445.5
	1,275.00	021500	4.0		585.74	000100	72.0
	1,300.00	000100	23.5		589.00	014500	2.8
Wtd. Avg. Base & Total Tons	552.34		106,420.0		600.00	000100	8,412.0
					610.41	000100	163.4
Chenin Blanc	400.00	000100	572.8		610.41	038300	541.5
	450.00	010900	263.4		614.89	000100	212.3
	529.20	007600	125.6		615.00	000100	813.4
	550.00	000100	98.9		615.11	000100	2,011.3
	625.00	000100	10.5		625.00	000100	11,728.4
	750.00	000100	116.0		625.00	001700	438.6
	750.00	006800	5.0		637.24	000100	57.5
	900.00	020800	1.1		640.93	000100	453.6
	1,500.00	000100	0.8		650.00	000100	3,577.0
Wtd. Avg. Base & Total Tons	475.68		1,194.1		650.00	001700	296.9
					650.00	042470	2,913.1
French Colombard	275.00	000100	2,102.0		650.00	054870	68.5
	300.00	007600	343.9		675.00	000100	257.4
	310.95	007600	273.7		675.00	015500	292.3
	325.00	000100	299.4		685.00	000100	414.0
Wtd. Avg. Base & Total Tons	286.07		3,019.0		700.00	000100	908.7
					750.00	007600	104.6
Gewurztraminer	500.00	000100	57.1		750.00	013100	1.3
	650.00	000100	85.5		800.00	009000	0.5
Wtd. Avg. Base & Total Tons	589.94		142.6		825.00	000100	66.5
					850.00	000100	130.2
Gray Riesling *	600.00	000100	29.9		850.00	014500	4.2
Wtd. Avg. Base & Total Tons	600.00		29.9		875.00	000100	6.0
					880.00	000100	398.7
Grenache Blanc	600.00	000100	30.4		1,000.00	000100	1.6
	600.00	007900	6.0		1,185.00	000100	426.5
	950.00	000100	16.3		1,325.00	021500	4.0
	1,000.00	014000	1.0	Wtd. Avg. Base & Total Tons	565.32		56,697.3
	1,500.00	000100	6.9				
	1,600.00	000100	3.2	Roussanne	600.00	018100	33.0
	1,700.00	000100	5.7		900.00	000100	1.4
	1,700.00	013600	2.4		1,000.00	000100	6.5
	2,800.00	000100	0.9		1,000.00	014000	1.0
Wtd. Avg. Base & Total Tons	962.71		72.8		1,200.00	000100	2.1
					1,200.00	013100	3.0
Malvasia Bianca	400.00	000100	590.5		2,800.00	000100	1.6
	415.00	000100	624.3	Wtd. Avg. Base & Total Tons	805.76		48.6
Wtd. Avg. Base & Total Tons	407.71		1,214.8				
				Sauvignon Blanc	400.00	000100	259.0
Marsanne	1,200.00	000100	2.1		400.00	016800	293.0
Wtd. Avg. Base & Total Tons	1,200.00		2.1		450.00	000100	300.0
					500.00	000100	636.3
Muscat Blanc *	400.00	017200	1,586.2		500.00	042950	2.9
	415.00	000100	213.7		523.00	014500	7.5

TABLE 8: BASE PRICE PAID TO GROWERS FOR GRAPES CRUSHED AND DELIVERED TO CALIFORNIA PROCESSORS FROM THE 2017 CROP WITH BRIX FACTORS AND PURCHASED TONNAGE, BY TYPE, VARIETY, REPORTING DISTRICT WHERE GROWN, AND WEIGHTED AVERAGE BASE PRICE

District, Type, and Variety	Base Price	Brix	Tons	District, Type, and Variety	Base Price	Brix	Tons
	Per Ton	Factors			Per Ton	Factors	
	Dollars	Code a/			Dollars	Code a/	
DISTRICT 11 (Cont'd)					450.00	070453	726.3
Sauvignon Blanc (Cont'd)	525.00	000100	376.8		500.00	000100	1,544.9
	530.99	000100	28.6		500.00	016900	425.6
	539.15	000100	282.2		500.00	070512	68.4
	549.95	000100	70.7		520.00	000100	489.9
	550.00	000100	308.5		525.00	000100	446.0
	550.00	012900	36.2		525.00	070592	186.7
	565.00	000100	3,897.3		540.00	070454	371.0
	575.00	000100	6,772.4		550.00	000100	1,326.1
	582.17	000100	470.3		550.00	069472	120.0
	589.49	000100	1,047.9		550.00	070457	423.3
	595.00	000100	68.1		556.12	000100	247.9
	600.00	000100	12.2		583.93	000100	466.8
	600.00	016800	5.0		600.00	023400	344.5
	600.00	017200	33.7		650.00	070512	17.1
	600.00	019200	92.1		750.00	000100	10.0
	600.00	048594	222.1		800.00	017200	3.5
	650.00	000100	601.1		900.00	018100	29.0
	650.00	014100	2.0		1,000.00	000100	0.5
	700.00	000100	27.6		1,000.00	003200	3.7
	700.00	018100	27.0		1,000.00	014000	1.0
	750.00	000100	2.1		1,000.00	020800	3.0
	800.00	000100	7.0		1,100.00	024500	1.5
	800.00	013400	71.9		1,500.00	000100	10.1
	1,000.00	016800	86.0		1,600.00	000100	3.1
Wtd. Avg. Base & Total Tons	567.13		16,047.5	Wtd. Avg. Base & Total Tons	491.16		8,978.5
Semillon	465.00	000100	332.2	White Riesling *	225.00	000100	40.3
	515.00	000100	791.8		275.00	000100	570.5
Wtd. Avg. Base & Total Tons	500.22		1,124.0		350.00	000100	372.1
					500.00	000100	1,004.1
Symphony	375.00	000100	126.4		515.00	000100	230.0
	400.00	000100	1,551.9		600.00	000100	571.2
	450.00	000100	58.9		615.00	000100	720.0
	900.00	018100	30.7	Wtd. Avg. Base & Total Tons	485.21		3,508.2
	1,125.00	021500	3.0				
Wtd. Avg. Base & Total Tons	409.77		1,770.9	Other White b/	385.00	000100	1,192.5
Torrontes	1,350.00	000100	2.9		400.00	000100	980.0
	1,400.00	000100	9.7		750.00	000100	44.8
	1,425.00	000100	2.8		900.00	010700	1.2
	1,425.00	013400	2.0		950.00	000100	1.7
	1,450.00	004210	1.0		1,700.00	011100	2.0
Wtd. Avg. Base & Total Tons	1,401.36		18.4	Wtd. Avg. Base & Total Tons	400.87		2,222.2
				WINE GRAPES (RED)			
Verdejo	1,700.00	011100	2.2	Aglianico	700.00	000100	12.6
	1,700.00	016800	2.1	Wtd. Avg. Base & Total Tons	700.00		12.6
Wtd. Avg. Base & Total Tons	1,700.00		4.3				
				Alicante Bouschet *	425.00	000100	25.0
Verdelho	450.00	000100	1,158.1		425.00	059528	130.3
	500.00	000100	24.1		450.00	000100	693.6
	550.00	000100	38.3		450.00	059521	120.1
	575.00	017000	52.8		450.00	069445	183.0
	600.00	000100	1,305.4		500.00	000100	272.9
	794.00	000100	3.2		800.00	025100	120.5
	1,000.00	000100	3.2		950.00	000100	32.2
	1,100.00	000100	67.5		1,000.00	000100	2.5
	1,325.00	000100	10.2		1,000.00	017600	0.5
	1,375.00	000100	2.0	Wtd. Avg. Base & Total Tons	494.09		1,580.6
	1,400.00	000100	16.1				
	1,500.00	000100	11.0	Barbera	150.00	011500	1.5
	1,600.00	000100	1.0		265.00	000100	92.4
Wtd. Avg. Base & Total Tons	558.79		2,692.9		300.00	013600	1.5
					450.00	000100	69.7
Vermentino *	500.00	000100	253.9		465.00	067605	87.6
	550.00	000100	259.9		500.00	000100	249.4
	600.00	000100	40.5		500.00	017000	15.1
Wtd. Avg. Base & Total Tons	530.75		554.3		500.00	025100	12.4
					525.00	000100	94.0
Viognier	200.00	000100	118.2		550.00	000100	65.3
	275.00	000100	850.1		600.00	000100	27.3
	400.00	000100	140.3		600.00	025300	10.6
	400.00	048470	600.0		601.94	000100	229.9

TABLE 8: BASE PRICE PAID TO GROWERS FOR GRAPES CRUSHED AND DELIVERED TO CALIFORNIA PROCESSORS FROM THE 2017 CROP WITH BRIX FACTORS AND PURCHASED TONNAGE, BY TYPE, VARIETY, REPORTING DISTRICT WHERE GROWN, AND WEIGHTED AVERAGE BASE PRICE

District, Type, and Variety	Base Price	Brix	Tons	District, Type, and Variety	Base Price	Brix	Tons
	Per Ton	Factors			Per Ton	Factors	
	Dollars	Code a/			Dollars	Code a/	
DISTRICT 11 (Cont'd)					653.78	017000	4,730.7
Barbera (Cont'd)	700.00	013100	1.5		653.78	020800	3,787.9
	700.00	020800	1.5		660.00	000100	340.4
	750.00	000100	469.9		664.90	000100	730.7
	750.00	014500	21.5		665.00	066123	177.6
	750.00	025100	10.3		665.00	067605	3,590.4
	800.00	000100	6.5		665.00	067606	286.0
	900.00	000100	7.3		667.00	067605	350.0
	900.00	024800	5.1		674.95	000100	1,293.9
	1,000.00	000100	4.8		675.00	000100	12,483.3
	1,100.00	018000	2.2		675.00	021000	405.8
	1,200.00	000100	15.3		675.00	021200	942.2
	1,250.00	000100	16.3		675.00	021500	134.5
	1,300.00	020800	2.1		675.00	022600	212.1
	1,350.00	000100	6.5		675.00	023000	212.2
	1,450.00	000100	4.3		675.00	052500	164.2
	1,600.00	019500	2.5		675.00	061300	23.9
	1,750.00	024800	2.3		675.00	062590	737.2
Wtd. Avg. Base & Total Tons	617.31		1,536.6		683.69	000100	1,408.7
					683.69	017200	684.3
Blaufränkisch *	950.00	000100	0.9		685.00	023000	95.0
Wtd. Avg. Base & Total Tons	950.00		0.9		690.00	067605	754.0
					699.95	000100	627.6
Cabernet Franc	300.00	013600	18.0		700.00	000100	13,364.7
	450.00	062590	995.9		700.00	002600	1,380.6
	500.00	000100	1,000.4		700.00	021200	679.3
	525.00	000100	77.6		700.00	021500	121.8
	600.00	024800	1.4		700.00	023000	392.2
	700.00	000100	1.5		700.00	023400	300.2
	700.00	018100	82.8		700.00	025300	107.8
	750.00	018100	61.8		700.00	067485	97.9
	750.00	025430	193.3		723.27	000100	368.5
	800.00	018100	62.5		725.00	023000	162.9
	1,100.00	014500	3.5		738.00	000100	19.0
	1,200.00	024800	2.0		742.00	018100	140.4
	1,618.00	027600	0.5		742.00	052025	189.1
	1,800.00	000100	8.0		750.00	000100	13,885.7
Wtd. Avg. Base & Total Tons	524.92		2,509.2		750.00	002000	230.8
					750.00	002200	139.6
Cabernet Sauvignon	100.00	000100	23.4		750.00	021200	199.7
	250.00	000100	141.1		750.00	023000	538.5
	250.00	013600	2.5		750.00	024145	22.8
	265.00	000100	106.2		750.00	024300	383.5
	300.00	013600	76.5		750.00	025300	367.9
	400.00	000100	808.5		750.00	025430	272.2
	400.00	017200	10,142.6		752.06	000100	166.8
	415.00	067605	250.8		775.00	000100	896.4
	450.00	017200	1,524.3		775.00	021500	747.3
	450.00	067485	333.6		780.00	014500	0.3
	500.00	000100	1,700.6		800.00	000100	6,018.0
	500.00	017200	555.6		800.00	018100	544.9
	525.00	000100	30.2		800.00	025100	372.4
	550.00	000100	658.3		800.00	052025	1,326.8
	600.00	000100	6,024.9		818.69	000100	33.0
	600.00	017000	7.0		825.00	000100	141.5
	600.00	017200	1,606.0		830.00	069445	137.0
	600.00	024800	4.3		850.00	000100	553.5
	600.00	067605	118.3		850.00	018100	227.7
	600.00	067922	10,851.7		850.00	025430	11.0
	600.38	000100	255.8		850.00	052025	547.9
	614.59	000100	3,872.3		875.00	000100	946.8
	615.00	067605	1,919.9		900.00	000100	119.5
	620.00	000100	248.5		900.00	017400	40.6
	640.00	067605	350.2		950.00	000100	664.1
	650.00	000100	2,422.2		1,000.00	000100	313.3
	650.00	013600	1.5		1,000.00	014100	4.0
	650.00	022700	1,714.8		1,000.00	021000	1.2
	650.00	024500	100.0		1,000.00	024500	7.6
	650.00	062590	278.5		1,000.00	025100	317.9
	650.00	067605	5,401.1		1,000.00	052025	191.3
	650.00	067606	2,018.3		1,000.00	067485	165.0
	650.00	067607	1,225.3		1,017.00	000100	3.8
	653.78	000100	319.1		1,017.57	000100	81.4

TABLE 8: BASE PRICE PAID TO GROWERS FOR GRAPES CRUSHED AND DELIVERED TO CALIFORNIA PROCESSORS FROM THE 2017 CROP WITH BRIX FACTORS AND PURCHASED TONNAGE, BY TYPE, VARIETY, REPORTING DISTRICT WHERE GROWN, AND WEIGHTED AVERAGE BASE PRICE

District, Type, and Variety	Base Price	Brix	Tons	District, Type, and Variety	Base Price	Brix	Tons
	Per Ton	Factors			Per Ton	Factors	
	Dollars	Code a/			Dollars	Code a/	
DISTRICT 11 (Cont'd)					600.00	025400	2.9
Cabernet Sauvignon (Cont'd)	1,022.00	000100	233.2		615.00	013100	3.3
	1,025.00	000100	507.9		650.00	007900	8.0
	1,050.00	000100	402.2		750.00	000100	5.8
	1,050.00	025100	636.2		750.00	024500	6.1
	1,100.00	000100	93.5		800.00	025100	19.7
	1,100.00	018000	3.6		850.00	000100	2.1
	1,150.00	000100	122.8		950.00	010700	29.6
	1,150.00	025100	1,318.3		1,000.00	000100	37.4
	1,159.27	025100	225.8		1,000.00	020800	5.0
	1,200.00	000100	22.3		1,025.00	020600	30.9
	1,300.00	000100	5.2		1,050.00	000100	22.1
	1,400.00	000100	5.2		1,052.79	000100	39.0
	1,484.62	000100	5.4		1,100.00	000100	7.0
	1,500.00	000100	3.3		1,100.00	021200	1.0
	1,575.00	000100	5.6		1,200.00	000100	6.9
	1,618.00	027600	1.0		1,200.00	017200	1.5
	2,000.00	000100	4.0		1,200.00	024800	2.0
Wtd. Avg. Base & Total Tons	667.89		140,808.1		1,300.00	000100	5.5
					1,300.00	008000	11.8
Carignane	470.00	000100	7.7		1,400.00	000100	9.1
	473.61	000100	78.9		1,450.00	000100	8.5
	473.61	007600	395.4		1,500.00	000100	13.6
	475.00	018100	24.0		1,500.00	025100	1.1
	500.00	000100	479.4		1,600.00	000100	4.5
	650.00	000100	12.2		1,600.00	017600	4.9
	650.00	024500	0.6		1,700.00	000100	1.8
	850.00	000100	16.9		1,750.00	000100	1.4
	900.00	000100	22.5		1,800.00	000100	6.8
	1,000.00	000100	14.3	Wtd. Avg. Base & Total Tons	722.74		789.8
	1,000.00	021500	1.1				
	1,200.00	000100	8.8	Malbec	250.00	000100	23.2
	1,200.00	011400	16.1		300.00	013600	26.8
Wtd. Avg. Base & Total Tons	526.55		1,077.9		400.00	017200	2,876.8
					500.00	000100	128.9
Carmenere	900.00	018100	5.6		500.00	020800	61.2
Wtd. Avg. Base & Total Tons	900.00		5.6		550.00	000100	84.9
					575.00	000100	67.8
Charbono	700.00	013400	1.2		600.00	000100	903.6
	1,000.00	013600	2.1		600.00	020800	727.4
Wtd. Avg. Base & Total Tons	890.91		3.3		600.00	024500	1.0
					620.48	020800	178.8
Cinsaut *	900.00	000100	1.9		625.00	000100	58.2
	900.00	018100	35.3		632.17	000100	21.2
	1,000.00	000100	15.5		650.00	000100	2,108.4
	1,250.00	000100	10.7		650.00	023000	510.7
	1,344.00	024800	1.9		650.00	066123	844.8
	1,440.00	000100	4.9		650.00	067605	1,322.3
	1,500.00	000100	19.9		665.00	067920	88.0
	1,600.00	000100	4.7		667.00	067605	970.8
	1,800.00	000100	6.6		670.00	067605	365.8
	1,850.00	000100	2.1		675.00	000100	64.6
Wtd. Avg. Base & Total Tons	1,208.69		103.5		690.00	067606	544.4
					700.00	000100	969.5
Dolcetto	300.00	013600	21.1		725.00	000100	157.3
	800.00	000100	15.8		750.00	000100	1,410.5
	825.00	014500	2.0		750.00	024500	3.1
Wtd. Avg. Base & Total Tons	530.08		38.9		787.00	000100	99.2
					800.00	018100	17.3
Dornfelder	617.00	000100	268.0		800.00	025430	110.6
	950.00	000100	1.2		825.00	014500	1.3
Wtd. Avg. Base & Total Tons	618.48		269.2		1,000.00	000100	6.5
					1,200.00	024800	1.8
Graciano	617.00	067605	155.7		1,350.00	000100	13.8
	700.00	020800	1.5		1,400.00	000100	13.7
	1,400.00	025300	5.8		1,400.00	020200	4.1
	1,600.00	000100	4.0		1,700.00	021500	3.1
	1,700.00	000100	3.1	Wtd. Avg. Base & Total Tons	612.41		14,791.4
	1,750.00	000100	2.0				
	1,800.00	000100	1.0	Merlot	75.00	013600	1.7
Wtd. Avg. Base & Total Tons	705.99		173.1		150.00	000100	98.2
					150.00	025430	196.6
Grenache *	500.00	000100	490.5		215.00	000100	73.1

TABLE 8: BASE PRICE PAID TO GROWERS FOR GRAPES CRUSHED AND DELIVERED TO CALIFORNIA PROCESSORS FROM THE 2017 CROP WITH BRIX FACTORS AND PURCHASED TONNAGE, BY TYPE, VARIETY, REPORTING DISTRICT WHERE GROWN, AND WEIGHTED AVERAGE BASE PRICE

District, Type, and Variety	Base Price	Brix	Tons	District, Type, and Variety	Base Price	Brix	Tons
	Per Ton	Factors			Per Ton	Factors	
	Dollars	Code a/			Dollars	Code a/	
DISTRICT 11 (Cont'd)					1,300.00	000100	4.9
Merlot (Cont'd)	250.00	000100	66.9		1,400.00	000100	26.6
	250.00	017000	20.1		1,400.00	011800	5.5
	350.00	017200	1,044.5		1,700.00	000100	5.2
	350.00	020800	342.8	Wtd. Avg. Base & Total Tons	544.44		69,452.4
	400.00	000100	446.8				
	400.00	017200	675.8	Mission	900.00	000100	28.6
	450.00	000100	972.2	Wtd. Avg. Base & Total Tons	900.00		28.6
	450.00	021200	505.4				
	475.00	000100	207.9	Monastrell	1,600.00	021500	1.1
	475.00	067922	5,710.5	Wtd. Avg. Base & Total Tons	1,600.00		1.1
	490.00	067605	500.5				
	500.00	000100	6,594.7	Montepulciano	700.00	000100	27.9
	500.00	002200	240.9	Wtd. Avg. Base & Total Tons	700.00		27.9
	500.00	014100	11.1				
	500.00	017200	135.0	Mourvedre *	700.00	024500	1.4
	500.00	020700	350.5		750.00	000100	3.7
	500.00	020800	422.7		850.00	024500	3.0
	500.00	021000	188.3		1,000.00	000100	14.4
	500.00	021200	455.5		1,200.00	021000	3.4
	500.00	021500	625.1		1,200.00	024800	2.3
	500.00	023100	200.3		1,300.00	017600	1.0
	500.00	027600	149.8		1,600.00	000100	3.5
	500.00	059590	251.9	Wtd. Avg. Base & Total Tons	1,053.36		32.7
	500.00	067605	350.2				
	515.00	067605	1,215.3	Muscat Hamburg *	700.00	000100	92.7
	524.95	000100	170.1		750.00	000100	70.5
	525.00	000100	8,030.7	Wtd. Avg. Base & Total Tons	721.60		163.2
	525.00	064800	89.8				
	538.96	000100	204.2	Nebbiolo	1,200.00	020800	1.2
	540.00	000100	204.9		1,500.00	000100	1.9
	550.00	000100	3,303.1	Wtd. Avg. Base & Total Tons	1,383.87		3.1
	550.00	025300	65.1				
	550.00	066123	2,016.3	Petit Verdot	225.00	013800	1.1
	550.00	067605	649.5		250.00	000100	412.3
	552.77	017000	10,347.8		265.00	000100	22.3
	555.00	000100	297.9		400.00	000100	553.5
	555.09	000100	656.9		600.00	000100	238.1
	555.09	017000	1,269.7		600.00	024500	1.3
	556.18	000100	390.6		625.00	000100	504.4
	559.05	000100	205.4		650.00	000100	197.2
	562.85	000100	1,785.5		650.00	022700	423.7
	562.85	061300	74.7		650.00	067605	102.4
	565.00	066123	430.6		650.00	067901	5,463.7
	565.00	067603	2,458.7		665.00	067605	123.4
	565.00	067605	117.4		665.00	067607	300.0
	575.00	000100	1,858.2		690.00	067606	480.0
	575.00	023000	959.3		692.00	052025	44.1
	585.00	023000	589.2		700.00	000100	67.2
	589.66	000100	1,059.9		700.00	023000	247.7
	595.00	017000	736.5		750.00	067605	392.9
	600.00	000100	2,618.3		792.00	018100	209.6
	600.00	017000	2.0		792.00	052025	54.1
	600.00	067605	1,014.9		800.00	000100	62.7
	605.44	000100	175.5		800.00	052025	172.6
	610.60	000100	232.7		850.00	000100	141.3
	640.00	067606	936.8		850.00	025400	7.1
	650.00	000100	303.4		850.00	067607	398.3
	650.00	067485	66.3		875.00	023000	133.7
	650.00	067605	212.2		900.00	000100	0.8
	700.00	000100	334.8		900.00	018100	5.9
	700.00	025100	280.1		900.00	025100	5.5
	750.00	000100	945.6		950.00	000100	76.1
	750.00	014100	3.0		1,000.00	000100	6.2
	750.00	024800	7.9		1,050.00	000100	76.4
	775.00	000100	246.3		1,200.00	000100	6.0
	800.00	000100	70.6		1,575.00	000100	5.1
	850.00	000100	1,862.6		1,600.00	014100	5.1
	850.00	025400	5.8		1,618.00	027600	0.6
	850.00	052025	37.1		1,700.00	000100	0.9
	900.00	024500	17.0		1,700.00	021500	1.0
	1,000.00	000100	8.3	Wtd. Avg. Base & Total Tons	652.90		10,944.3
	1,100.00	018000	2.7				

TABLE 8: BASE PRICE PAID TO GROWERS FOR GRAPES CRUSHED AND DELIVERED TO CALIFORNIA PROCESSORS FROM THE 2017 CROP WITH BRIX FACTORS AND PURCHASED TONNAGE, BY TYPE, VARIETY, REPORTING DISTRICT WHERE GROWN, AND WEIGHTED AVERAGE BASE PRICE

District, Type, and Variety	Base Price	Brix	Tons	District, Type, and Variety	Base Price	Brix	Tons
	Per Ton	Factors			Per Ton	Factors	
	Dollars	Code a/			Dollars	Code a/	
DISTRICT 11 (Cont'd)					1,100.00	018100	20.6
Petite Sirah	250.00	000100	87.0		1,100.00	024500	2.7
	250.00	013600	3.7		1,150.00	000100	6.0
	450.00	000100	70.9		1,200.00	000100	126.5
	500.00	000100	25.9		1,250.00	019500	1.0
	500.00	017200	336.9		1,300.00	000100	4.9
	548.49	000100	451.9		1,400.00	000100	13.9
	550.00	000100	162.0		1,400.00	025300	6.3
	575.00	000100	658.2		1,400.00	027600	1.1
	600.00	000100	179.1		1,425.00	023100	1.1
	600.00	017200	523.6		1,500.00	000100	9.6
	600.00	020700	413.9		1,500.00	021500	1.0
	650.00	000100	2,232.3		1,550.00	011400	10.0
	650.00	024500	3.4		1,600.00	000100	20.5
	650.00	025430	48.3		1,600.00	014100	8.2
	650.00	067605	275.8		1,700.00	000100	10.3
	650.00	067922	5,798.3		1,750.00	000100	6.4
	669.42	000100	138.8	Wtd. Avg. Base & Total Tons	739.36		35,020.7
	670.00	067947	698.2				
	680.00	000100	193.0	Pinot Noir	400.00	000100	2,154.9
	690.00	067947	305.4		400.00	017200	1,370.6
	699.95	000100	135.8		500.00	000100	837.1
	700.00	000100	2,128.8		525.00	000100	169.1
	750.00	000100	5,945.9		600.00	000100	562.5
	750.00	024300	193.0		625.00	000100	1,759.3
	750.00	025300	48.7		650.00	000100	906.6
	750.00	052025	64.2		650.00	020700	232.9
	750.00	067605	771.4		650.00	067425	6,694.4
	750.00	069445	44.0		664.44	020800	1,400.1
	750.00	069476	77.1		675.00	026900	24.6
	750.00	069478	220.8		680.00	000100	877.8
	760.94	000100	100.1		700.00	000100	4,651.8
	765.00	000100	112.0		700.00	002200	232.8
	765.00	002200	725.9		700.00	002600	258.6
	765.00	021500	597.5		700.00	020700	97.1
	765.00	067947	176.6		700.00	023000	140.8
	765.00	069478	384.9		700.00	059590	287.6
	773.00	052025	82.8		701.52	000100	641.0
	776.14	000100	548.2		701.52	020800	768.7
	776.14	020800	324.7		750.00	000100	2,077.5
	776.24	000100	456.8		800.00	000100	2,228.6
	795.63	000100	446.9		800.00	002200	44.3
	800.00	000100	1,319.1		800.00	002600	94.9
	800.00	024300	25.0		850.00	007600	89.6
	800.00	025300	10.2		900.00	000100	931.5
	800.00	025430	37.1		900.00	018100	3.5
	800.00	052025	179.6		950.00	027800	143.2
	800.00	067947	56.8		1,000.00	000100	139.0
	825.00	000100	313.6		1,025.00	000100	23.7
	850.00	000100	148.0		1,025.00	021000	339.4
	850.00	018100	99.9		1,050.00	000100	1.2
	850.00	023000	219.6		1,075.00	002200	131.9
	850.00	023400	161.6		1,100.00	002200	342.2
	850.00	067947	186.5		1,200.00	000100	66.1
	853.86	000100	476.6	Wtd. Avg. Base & Total Tons	669.28		30,724.9
	873.00	000100	5.2				
	873.00	018100	414.4	Pinotage	1,200.00	000100	4.8
	873.00	052025	2,678.4		1,300.00	000100	10.2
	875.00	000100	135.4	Wtd. Avg. Base & Total Tons	1,268.00		15.0
	875.00	023000	519.5				
	881.73	018100	49.6	Primitivo	600.00	000100	16.0
	900.00	000100	559.7		800.00	013600	1.9
	900.00	014100	9.4		1,200.00	000100	12.0
	900.00	018100	244.5		1,223.71	017800	12.0
	900.00	025100	5.5		1,300.00	000100	3.9
	950.00	000100	332.7		1,400.00	000100	6.7
	950.00	069445	82.5		1,500.00	025300	17.2
	1,000.00	000100	8.7	Wtd. Avg. Base & Total Tons	1,154.30		69.7
	1,000.00	021000	1.0				
	1,000.00	052025	42.2	Refosco *	300.00	017200	403.5
	1,050.00	025100	99.5	Wtd. Avg. Base & Total Tons	300.00		403.5
	1,100.00	000100	152.2				
	1,100.00	018000	3.9	Rubired *	300.00	017200	331.4

TABLE 8: BASE PRICE PAID TO GROWERS FOR GRAPES CRUSHED AND DELIVERED TO CALIFORNIA PROCESSORS FROM THE 2017 CROP WITH BRIX FACTORS AND PURCHASED TONNAGE, BY TYPE, VARIETY, REPORTING DISTRICT WHERE GROWN, AND WEIGHTED AVERAGE BASE PRICE

District, Type, and Variety	Base Price	Brix	Tons	District, Type, and Variety	Base Price	Brix	Tons
	Per Ton	Factors			Per Ton	Factors	
	Dollars	Code a/			Dollars	Code a/	
DISTRICT 11 (Cont'd)					650.00	052025	55.2
Rubired * (Cont'd)	325.00	000100	1,264.6		650.00	067485	12.6
	350.00	025300	577.1		700.00	000100	435.4
Wtd. Avg. Base & Total Tons	327.83		2,173.1		700.00	018100	376.7
					700.00	052025	102.2
Ruby Cabernet	350.00	000100	493.5		707.00	018100	84.9
	500.00	000100	254.3		750.00	000100	15.9
Wtd. Avg. Base & Total Tons	401.01		747.8		800.00	025100	1.9
					850.00	024500	5.9
Sangiovese *	350.00	017200	417.9		900.00	018000	4.1
	450.00	000100	44.7		900.00	018100	217.8
	475.00	000100	426.4		900.00	024500	2.1
	500.00	000100	175.4		1,000.00	000100	8.8
	500.00	022600	26.9		1,000.00	017000	2.0
	569.02	007600	54.2		1,000.00	025300	3.8
	600.00	000100	106.1		1,000.00	025400	6.1
	650.00	014500	3.5		1,025.00	020600	10.9
	700.00	020800	2.8		1,050.00	000100	45.3
	750.00	000100	41.5		1,100.00	024500	14.5
	850.00	025400	5.7		1,200.00	000100	9.0
	900.00	024800	7.3		1,250.00	000100	2.0
	900.00	025300	10.3		1,450.00	070430	2.3
	1,000.00	000100	1.3		1,500.00	000100	34.0
	1,000.00	014000	1.6		1,700.00	000100	22.1
	1,000.00	017600	1.8	Wtd. Avg. Base & Total Tons	497.22		18,076.0
	1,000.00	024800	8.0				
	1,100.00	018000	4.3	Tannat	300.00	000100	22.9
Wtd. Avg. Base & Total Tons	476.26		1,339.7		500.00	000100	70.2
					550.00	000100	65.3
Segalin	350.00	017200	329.0		577.50	000100	427.4
Wtd. Avg. Base & Total Tons	350.00		329.0		600.00	000100	1,352.0
					600.00	020800	41.2
Souzao	600.00	000100	0.4		620.00	000100	53.4
	625.00	000100	94.0		625.00	000100	166.0
	862.00	018100	67.1		650.00	000100	298.5
	900.00	018100	13.1		685.00	000100	76.4
	1,150.00	000100	3.5		700.00	023000	47.2
	1,350.00	000100	4.9		750.00	000100	102.5
	1,450.00	000100	6.7		800.00	024500	0.9
Wtd. Avg. Base & Total Tons	785.32		189.7		800.00	052025	45.9
					1,000.00	017600	2.0
Syrah *	200.00	000100	39.8		1,350.00	000100	1.0
	250.00	020800	221.2		1,400.00	000100	5.0
	270.00	000100	73.8		1,425.00	000100	0.9
	275.00	000100	431.7		1,450.00	000100	12.0
	275.00	025300	189.6	Wtd. Avg. Base & Total Tons	616.42		2,790.7
	300.00	013600	43.7				
	300.00	025300	41.0	Tempranillo *	150.00	011500	1.0
	400.00	000100	1,777.2		275.00	000100	77.1
	450.00	000100	748.4		300.00	000100	76.6
	450.00	020800	358.4		450.00	000100	24.0
	450.00	067485	38.2		550.00	000100	138.8
	450.00	067605	642.5		600.00	000100	777.5
	465.00	067605	2,052.3		600.00	020800	17.9
	473.13	000100	168.0		600.00	056900	28.6
	475.00	000100	1,249.2		600.00	061300	208.8
	490.00	067605	293.1		700.00	000100	2.8
	491.08	000100	1,706.6		750.00	000100	129.8
	500.00	000100	2,173.7		800.00	000100	22.1
	500.00	020800	2.8		1,000.00	000100	38.0
	500.00	021500	149.3		1,200.00	000100	3.1
	500.00	025100	8.5		1,200.00	024500	2.3
	525.00	000100	1,323.2		1,225.00	024500	2.1
	525.11	000100	154.4		1,250.00	000100	10.0
	526.02	000100	755.5		1,275.00	021500	4.0
	526.02	020800	563.7		1,350.00	000100	22.1
	526.80	000100	78.6		1,350.00	024500	2.2
	540.00	000100	1.0		1,400.00	000100	2.3
	550.00	000100	664.7		1,400.00	024500	3.2
	550.00	002600	304.2		1,400.00	024800	2.3
	600.00	000100	343.4		1,500.00	013600	1.9
	600.00	014000	1.8		1,500.00	017600	26.4
	650.00	014100	1.0		1,500.00	019500	1.6

TABLE 8: BASE PRICE PAID TO GROWERS FOR GRAPES CRUSHED AND DELIVERED TO CALIFORNIA PROCESSORS FROM THE 2017 CROP WITH BRIX FACTORS AND PURCHASED TONNAGE, BY TYPE, VARIETY, REPORTING DISTRICT WHERE GROWN, AND WEIGHTED AVERAGE BASE PRICE

District, Type, and Variety	Base Price	Brix	Tons	District, Type, and Variety	Base Price	Brix	Tons
	Per Ton	Factors			Per Ton	Factors	
	Dollars	Code a/			Dollars	Code a/	
DISTRICT 11 (Cont'd)					400.00	007600	2,668.4
Tempranillo * (Cont'd)	1,500.00	021500	20.4		435.00	000100	539.2
	1,550.00	000100	9.3		449.88	025300	150.1
	1,600.00	000100	6.0		450.00	000100	4,616.0
	1,600.00	027600	3.5		450.00	007600	843.5
	1,700.00	000100	2.0		500.00	000100	9,092.1
	1,750.00	000100	5.7		500.00	025300	23.5
Wtd. Avg. Base & Total Tons	654.33		1,673.4		550.00	000100	4,221.4
					550.00	009050	210.8
Teroldego	267.00	000100	2.4		550.00	022800	10.1
	700.00	000100	295.0		550.00	024300	178.5
	700.00	014100	2.5		550.00	024800	604.0
	700.00	066123	1,681.4		550.00	025300	49.8
	715.00	067605	558.2		550.00	067910	6,084.9
	715.00	067606	470.5		565.00	000100	988.6
	717.00	067605	356.5		565.00	067605	725.6
	750.00	067605	180.0		565.00	067607	53.7
	875.00	000100	218.4		600.00	000100	2,753.6
	1,000.00	000100	8.6		600.00	020800	903.2
	1,000.00	017600	1.0		600.00	023000	117.5
	1,100.00	025300	5.3		600.00	052025	10.0
	1,200.00	000100	4.1		600.00	067485	166.4
	1,250.00	000100	2.1		600.00	067605	5,944.7
	1,500.00	024800	1.5		615.00	000100	56.8
	1,650.00	000100	3.6		615.00	067605	4,804.3
	1,950.00	021000	2.4		618.11	025300	71.3
Wtd. Avg. Base & Total Tons	722.01		3,793.5		625.00	000100	2,192.8
					650.00	000100	423.1
Tinta Cao	1,350.00	000100	15.4		650.00	002300	254.7
	1,400.00	000100	1.0		650.00	024500	46.8
Wtd. Avg. Base & Total Tons	1,353.05		16.4		650.00	025430	237.8
					650.00	067550	603.5
Touriga Nacional *	250.00	000100	41.3		650.00	067605	852.1
	615.00	067605	146.7		665.00	067605	371.1
	650.00	000100	942.5		675.00	000100	46.7
	650.00	020800	30.3		675.00	067550	295.9
	700.00	023000	242.7		675.57	025300	69.4
	715.00	000100	392.1		699.95	000100	238.8
	1,150.00	000100	5.4		700.00	000100	4,070.1
	1,350.00	000100	38.3		700.00	002600	502.5
	1,400.00	000100	10.7		700.00	023400	51.6
	1,400.00	017200	2.1		700.00	025300	16.1
	1,450.00	000100	7.1		700.00	067550	1,205.3
Wtd. Avg. Base & Total Tons	682.68		1,859.2		700.00	067605	632.5
					700.00	067910	58.9
Trousseau *	1,150.00	000100	2.8		710.00	014500	1.0
Wtd. Avg. Base & Total Tons	1,150.00		2.8		720.00	067605	513.5
					725.00	000100	486.0
Zinfandel	150.00	000100	41.1		725.00	023000	36.0
	225.00	000100	666.9		725.00	067550	716.8
	225.00	000800	309.6		734.74	000100	90.7
	225.00	000900	1,419.0		735.00	000100	621.0
	230.00	000100	23.1		745.00	020700	146.0
	240.00	000100	1,272.5		750.00	000100	2,604.5
	250.00	000100	4,073.5		750.00	025100	8.0
	250.00	007600	1,048.8		750.00	067550	782.4
	250.00	010700	145.9		750.00	067605	191.3
	275.00	006500	757.4		750.00	069473	663.1
	275.00	022700	233.4		765.00	069478	307.4
	300.00	000100	2,656.4		800.00	000100	1,056.3
	300.00	000800	326.3		800.00	002600	78.3
	300.00	007600	952.5		800.00	021200	906.0
	300.00	009100	939.2		800.00	023100	2.0
	315.00	000100	760.9		800.00	024300	35.0
	317.00	000100	115.8		800.00	025300	54.3
	325.00	006650	659.7		800.00	052025	35.9
	328.25	000100	25.6		800.00	064405	18.2
	350.00	000100	356.3		800.00	067550	232.9
	350.00	000800	736.3		800.00	067605	1,243.5
	350.00	009100	455.7		800.00	067921	48.6
	350.00	020800	149.5		800.00	069473	185.4
	375.00	000100	83.9		805.00	000100	558.6
	400.00	000100	353.7		808.00	067485	59.0

TABLE 8: BASE PRICE PAID TO GROWERS FOR GRAPES CRUSHED AND DELIVERED TO CALIFORNIA PROCESSORS FROM THE 2017 CROP WITH BRIX FACTORS AND PURCHASED TONNAGE, BY TYPE, VARIETY, REPORTING DISTRICT WHERE GROWN, AND WEIGHTED AVERAGE BASE PRICE

District, Type, and Variety	Base Price	Brix	Tons	District, Type, and Variety	Base Price	Brix	Tons
	Per Ton	Factors			Per Ton	Factors	
	Dollars	Code a/			Dollars	Code a/	
DISTRICT 11 (Cont'd)					1,500.00	017600	10.0
Zinfandel (Cont'd)	808.21	000100	577.5		1,500.00	027600	2.1
	813.00	018100	451.4		1,600.00	000100	9.6
	813.00	052025	716.7		1,600.00	017000	0.9
	815.00	067605	244.6		1,650.00	000100	8.4
	815.00	069478	687.1		1,700.00	000100	16.7
	821.13	018100	125.4		1,700.00	025300	5.6
	821.13	052025	52.0		1,750.00	000100	35.6
	849.95	000100	230.1		1,800.00	000100	25.6
	850.00	000100	5,173.6		1,800.00	025300	13.2
	850.00	018100	151.2		1,870.32	000100	16.0
	850.00	052025	651.4		2,000.00	000100	3.8
	850.00	067550	485.7		2,400.00	000100	10.7
	850.00	067605	2,758.4		2,500.00	000100	2.9
	865.00	067604	134.5		2,550.00	000100	17.2
	865.00	069478	253.4		2,750.00	000100	25.2
	873.00	069445	97.1	Wtd. Avg. Base & Total Tons	629.96		118,796.8
	875.00	000100	712.6				
	895.00	000100	213.5	Other Red b/	300.00	013600	5.6
	900.00	000100	3,923.0		350.00	000100	654.5
	900.00	018100	1,611.4		900.00	000100	6.8
	900.00	020800	4,018.6		1,000.00	017600	1.4
	900.00	021000	1.0		1,150.00	000100	4.8
	900.00	024500	0.9		1,200.00	000100	4.4
	900.00	052025	1,130.6		1,350.00	000100	19.3
	900.00	070430	9.3		1,425.00	000100	3.5
	901.63	000100	4.5		1,450.00	000100	2.0
	909.00	018100	29.9		1,600.00	000100	2.2
	909.00	052025	60.6	Wtd. Avg. Base & Total Tons	406.72		704.5
	950.00	000100	963.6				
	950.00	014100	22.3	DISTRICT 12			
	950.00	025100	6.1	RAISIN GRAPES			
	950.00	025400	6.1	Thompson Seedless	250.00	000100	81.8
	950.00	025430	20.6	Wtd. Avg. Base & Total Tons	250.00		81.8
	950.00	069445	91.1				
	959.50	070430	164.4	WINE GRAPES (WHITE)			
	975.00	000100	289.3	Burger *	275.00	000100	775.0
	1,000.00	000100	582.1	Wtd. Avg. Base & Total Tons	275.00		775.0
	1,000.00	011400	23.0				
	1,000.00	018100	113.1	Chardonnay *	300.00	017200	402.0
	1,000.00	025100	53.5		350.00	000100	305.2
	1,000.00	025300	17.8		400.00	000100	1,161.8
	1,000.00	026400	0.5		425.00	000100	5,149.4
	1,000.00	052025	54.1		425.00	059693	865.3
	1,050.00	000100	363.9		450.00	000100	2,465.6
	1,050.00	018100	112.4		460.00	000100	533.7
	1,050.00	024500	1.1		475.00	000100	646.1
	1,050.00	052025	772.0		480.00	000100	864.7
	1,100.00	000100	596.8		485.00	000100	1,055.4
	1,100.00	003150	5.0		485.00	013800	311.2
	1,100.00	011400	10.0		487.50	000100	3,612.8
	1,100.00	018000	2.0		500.00	000100	994.2
	1,100.00	019400	47.4		500.00	015500	7,184.4
	1,100.00	025100	8.8		500.00	044490	1,492.7
	1,100.00	025300	10.0		513.00	011300	119.8
	1,150.00	025100	94.1		513.00	013400	63.3
	1,200.00	000100	788.0		517.08	013600	220.0
	1,200.00	013800	3.1		517.31	012550	166.5
	1,200.00	024500	4.0		525.00	001900	251.5
	1,200.00	025100	45.5		550.00	000100	435.8
	1,200.00	025300	59.3		550.00	044490	2,291.7
	1,200.00	052025	43.2	Wtd. Avg. Base & Total Tons	474.32		30,593.1
	1,250.00	000100	5.4				
	1,300.00	000100	156.7	Chenin Blanc	300.00	000100	1,559.6
	1,300.00	017600	9.6		390.00	000100	1,744.6
	1,300.00	018000	2.3	Wtd. Avg. Base & Total Tons	347.52		3,304.2
	1,300.00	025300	12.6				
	1,325.00	021500	4.0	French Colombard	265.00	038200	2,097.4
	1,350.00	014100	2.0		275.00	000100	202.5
	1,350.00	025300	7.1		290.00	000100	241.7
	1,375.00	000100	11.9		325.00	000100	96.0
	1,400.00	000100	18.5	Wtd. Avg. Base & Total Tons	270.24		2,637.6
	1,500.00	000100	180.6				

TABLE 8: BASE PRICE PAID TO GROWERS FOR GRAPES CRUSHED AND DELIVERED TO CALIFORNIA PROCESSORS FROM THE 2017 CROP WITH BRIX FACTORS AND PURCHASED TONNAGE, BY TYPE, VARIETY, REPORTING DISTRICT WHERE GROWN, AND WEIGHTED AVERAGE BASE PRICE

District, Type, and Variety	Base Price	Brix	Tons	District, Type, and Variety	Base Price	Brix	Tons
	Per Ton	Factors			Per Ton	Factors	
	Dollars	Code a/			Dollars	Code a/	
DISTRICT 12 (Cont'd)				Wtd. Avg. Base & Total Tons	1,200.00		4.5
Malvasia Bianca	375.00	000100	281.3	Alicante Bouschet *	800.00	000100	7.6
	400.00	000100	201.0		1,200.00	000100	2.9
	500.00	000100	264.5	Wtd. Avg. Base & Total Tons	910.48		10.5
	620.00	000100	7.1	Barbera	600.00	000100	18.7
Wtd. Avg. Base & Total Tons	427.83		753.9		1,200.00	024800	2.0
Muscat Orange	400.00	000100	95.4		1,233.00	000100	8.4
	450.00	000100	100.2		1,250.00	000100	9.9
	500.00	000100	622.2		1,500.00	029200	1.2
	550.00	000100	147.9	Wtd. Avg. Base & Total Tons	949.06		40.2
	1,400.00	021200	0.4	Cabernet Franc	1,200.00	000100	0.9
Wtd. Avg. Base & Total Tons	492.97		966.1	Wtd. Avg. Base & Total Tons	1,200.00		0.9
Muscat of Alexandria	290.00	000100	164.1	Cabernet Sauvignon	125.00	038300	163.6
	300.00	019100	792.2		150.00	000100	133.8
	338.00	000100	724.2		190.00	000100	160.9
Wtd. Avg. Base & Total Tons	315.40		1,680.5		200.00	000100	883.9
Pinot Blanc	1,300.00	013400	2.3		390.00	000100	83.7
Wtd. Avg. Base & Total Tons	1,300.00		2.3		400.00	000100	6,383.5
Pinot Gris *	350.00	000100	8,687.9		400.00	017200	3,242.3
	350.00	013400	2,010.7		425.00	067605	5,036.4
	400.00	000100	5,217.0		440.00	000100	100.0
	400.00	013400	8,180.5		450.00	067604	700.0
	450.00	000100	5,384.7		450.00	067605	1,048.8
	465.00	000100	1,050.4		500.00	000100	2,041.8
	490.00	000100	771.4		500.00	021200	453.5
	500.00	000100	1,479.4		500.00	062590	3,156.8
	525.00	000100	1,835.4		500.00	067601	1,058.3
	550.00	000100	148.9		500.00	067605	74.0
	550.00	042470	2,995.4		510.00	000100	330.1
	575.00	000100	45.0		513.00	002200	1,282.7
	575.00	009300	115.7		515.00	000100	69.0
	588.00	001700	67.8		515.00	067605	840.0
	591.98	000100	30.6		525.00	000100	3,589.3
	600.00	000100	553.8		525.00	062590	745.2
	600.00	013100	144.4		525.00	067485	310.8
	650.00	000100	2,881.1		550.00	020800	1,005.2
Wtd. Avg. Base & Total Tons	439.13		41,600.1		550.00	021200	2,815.2
Sauvignon Blanc	400.00	000100	3,414.7		550.00	067604	486.1
	475.00	000100	72.5		550.00	067605	966.5
	500.00	000100	487.2		560.00	000100	4,575.6
	550.00	000100	69.0		565.00	000100	2,376.6
	550.00	042470	713.7		565.00	067605	3,232.8
Wtd. Avg. Base & Total Tons	436.06		4,757.1		565.00	067607	223.8
Symphony	265.00	000100	1,830.2		575.00	000100	1,069.7
	450.00	000100	234.6		575.00	023000	160.6
Wtd. Avg. Base & Total Tons	286.02		2,064.8		588.00	000100	170.6
Viognier	150.00	000100	22.5		588.00	021500	200.9
	250.00	038300	219.9		592.33	021200	326.9
	325.00	000100	98.9		592.34	021200	390.6
	450.00	000100	500.0		592.44	021200	70.4
	550.00	024300	244.2		600.00	000100	3,657.1
	550.00	048470	1,010.4		600.00	002600	237.6
Wtd. Avg. Base & Total Tons	479.76		2,095.9		600.00	069445	367.6
White Riesling *	275.00	000100	580.4		638.00	002200	1,347.5
	400.00	000100	415.0		638.00	021000	334.7
	415.00	000100	594.0		650.00	000100	792.8
Wtd. Avg. Base & Total Tons	359.96		1,589.4		650.00	021200	76.1
Other White b/	300.00	000100	848.0		700.00	003200	2,370.7
	325.00	000100	1,956.7		800.00	000100	186.2
Wtd. Avg. Base & Total Tons	317.44		2,804.7		850.00	000100	202.7
WINE GRAPES (RED)				Wtd. Avg. Base & Total Tons	513.28		59,537.1
Aglianico	1,200.00	014500	3.3	Ciliegiolo	1,200.00	000100	1.7
	1,200.00	019500	1.2		1,200.00	014500	3.0
				Wtd. Avg. Base & Total Tons	1,200.00		4.7
				Counoise	1,200.00	000100	5.8

TABLE 8: BASE PRICE PAID TO GROWERS FOR GRAPES CRUSHED AND DELIVERED TO CALIFORNIA PROCESSORS FROM THE 2017 CROP WITH BRIX FACTORS AND PURCHASED TONNAGE, BY TYPE, VARIETY, REPORTING DISTRICT WHERE GROWN, AND WEIGHTED AVERAGE BASE PRICE

District, Type, and Variety	Base Price	Brix	Tons	District, Type, and Variety	Base Price	Brix	Tons
	Per Ton	Factors			Per Ton	Factors	
	Dollars	Code a/			Dollars	Code a/	
DISTRICT 12 (Cont'd)					1,100.00	000100	10.8
Counoise (Cont'd)					1,200.00	000100	1.0
Wtd. Avg. Base & Total Tons	1,200.00		5.8		1,200.00	014500	3.0
Domfelder	350.00	017200	641.5		1,200.00	019500	1.9
	1,000.00	000100	0.3		1,200.00	024300	1.0
Wtd. Avg. Base & Total Tons	350.30		641.8	Wtd. Avg. Base & Total Tons	1,074.16		65.2
Graciano	1,650.00	000100	1.3	Petit Verdot	190.00	000100	200.5
Wtd. Avg. Base & Total Tons	1,650.00		1.3		200.00	000100	11.3
Grenache *	150.00	013600	1.0		515.00	067605	500.0
	400.00	000100	67.6		563.00	000100	69.5
	400.00	063600	72.9		575.00	000100	42.0
	425.00	000100	311.3		585.00	067607	1,863.7
	600.00	000100	13.1		590.00	067605	605.8
	800.00	019500	0.8		600.00	000100	314.4
	850.00	000100	50.0		600.00	067485	47.8
	900.00	014500	1.1		625.00	063600	600.5
	1,500.00	000100	8.0		650.00	000100	45.0
Wtd. Avg. Base & Total Tons	480.49		525.8		663.00	021500	286.4
Malbec	400.00	017200	708.9		688.00	002200	434.4
	475.00	020800	274.0		700.00	067485	129.3
	550.00	000100	292.6		750.00	000100	177.1
	800.00	000100	102.4		800.00	000100	629.0
Wtd. Avg. Base & Total Tons	476.49		1,377.9	Wtd. Avg. Base & Total Tons	900.00	014500	0.5
Merlot	125.00	038300	390.0		612.11		5,957.2
	215.00	000100	312.2	Petite Sirah	200.00	000100	66.5
	350.00	000100	586.0		400.00	000100	1,848.6
	350.00	017200	728.9		500.00	017200	661.7
	375.00	000100	48.2		515.00	067605	2,350.0
	375.00	067605	2,004.4		575.00	000100	2,424.8
	400.00	000100	412.2		585.00	067607	1,145.8
	400.00	017200	1,019.1		590.00	067605	601.7
	400.00	067604	2,643.1		600.00	000100	26.0
	400.00	067607	442.5		600.00	002600	192.0
	415.00	000100	302.4		600.00	021200	40.5
	425.00	000100	209.2		600.00	059590	876.8
	438.00	013600	206.0		638.00	002200	55.3
	450.00	000100	99.7		650.00	000100	198.7
	450.00	059590	835.3		688.00	002200	420.7
	450.00	067485	729.6		700.00	000100	699.7
	465.00	067607	241.2		700.00	067485	100.9
	475.00	069445	192.4		750.00	000100	234.0
	500.00	067605	345.6	Wtd. Avg. Base & Total Tons	800.00	000100	88.9
	515.00	067607	840.0		553.12		12,032.6
	526.39	000100	759.6	Pinot Noir	250.00	000100	73.8
	550.00	000100	183.0		265.00	000100	66.4
	550.00	059590	3,872.2		350.00	000100	224.1
	560.00	000100	1,661.6		400.00	000100	7,593.9
	565.00	000100	2,151.0		400.00	017200	1,310.0
	585.00	067607	1,202.6		415.00	000100	398.1
	590.00	067605	1,656.0		415.00	067605	407.8
Wtd. Avg. Base & Total Tons	476.52		24,074.0		445.00	000100	420.0
Montepulciano	1,100.00	000100	24.0		450.00	000100	3,482.3
	1,200.00	019500	1.0		500.00	000100	62.8
	1,400.00	000100	0.9		500.00	017200	848.7
	1,800.00	000100	7.5		525.00	000100	666.7
Wtd. Avg. Base & Total Tons	1,268.26		33.4		550.00	000100	260.3
Mourvedre *	350.00	017200	455.4		650.00	059590	131.3
	800.00	019500	1.0	Wtd. Avg. Base & Total Tons	800.00	000100	87.6
	900.00	014500	1.8		428.39		16,033.8
Wtd. Avg. Base & Total Tons	353.14		458.2	Primitivo	1,000.00	028000	4.0
Muscat Hamburg *	450.00	000100	4.7		1,500.00	028000	0.9
	700.00	000100	177.3	Wtd. Avg. Base & Total Tons	1,091.84		4.9
	819.44	000100	480.0	Rubired *	150.00	038300	16.1
Wtd. Avg. Base & Total Tons	784.83		662.0		225.00	060412	2,009.2
Nero D'Avola *	1,050.00	000100	47.5		265.00	060410	439.5
					265.00	064005	2,150.6
					300.00	000100	1,145.3
				Wtd. Avg. Base & Total Tons	257.69		5,760.7

TABLE 8: BASE PRICE PAID TO GROWERS FOR GRAPES CRUSHED AND DELIVERED TO CALIFORNIA PROCESSORS FROM THE 2017 CROP WITH BRIX FACTORS AND PURCHASED TONNAGE, BY TYPE, VARIETY, REPORTING DISTRICT WHERE GROWN, AND WEIGHTED AVERAGE BASE PRICE

District, Type, and Variety	Base Price	Brix	Tons	District, Type, and Variety	Base Price	Brix	Tons
	Per Ton	Factors			Per Ton	Factors	
	Dollars	Code a/			Dollars	Code a/	
DISTRICT 12 (Cont'd)					500.00	062590	375.6
					850.00	000100	138.8
Ruby Cabernet	125.00	038300	54.1		1,100.00	021200	3.0
	400.00	048470	927.7		1,200.00	021800	1.2
	650.00	000100	261.3		1,400.00	028000	4.3
	850.00	000100	78.7		1,500.00	070430	3.8
Wtd. Avg. Base & Total Tons	464.96		1,321.8	Wtd. Avg. Base & Total Tons	328.75		10,298.7
Sagrantino	1,100.00	000100	14.5	Other Red b/	190.00	000100	335.3
	1,200.00	014500	2.0		400.00	000100	150.6
	1,200.00	024300	2.7		625.00	059700	330.1
	1,400.00	000100	0.4		1,000.00	000100	0.4
Wtd. Avg. Base & Total Tons	1,130.10		19.6	Wtd. Avg. Base & Total Tons	1,200.00	024300	0.9
Sangiovese *	785.30	000100	0.5		405.90		817.3
	800.00	000100	26.0	DISTRICT 13			
	1,200.00	017200	1.0	RAISIN GRAPES			
	1,300.00	000100	12.7	Fiesta	200.00	000100	4,093.2
Wtd. Avg. Base & Total Tons	967.73		40.2		250.00	000100	142.8
Syrah *	300.00	059590	191.2		250.00	001400	137.4
	325.00	013100	305.9		250.00	001700	117.8
	325.00	017200	475.6		250.00	001900	1,611.2
	350.00	000100	20.0		260.00	013600	2,137.5
	350.00	017200	232.3		260.82	000100	5,091.7
	365.00	000100	561.1		275.00	001900	19.7
	400.00	000100	93.3	Wtd. Avg. Base & Total Tons	240.44		13,351.3
	450.00	000100	935.1	Thompson Seedless	240.00	000100	311.4
	450.00	021200	608.2		250.00	000100	25,253.9
	500.00	000100	534.8		250.00	001000	90.6
	650.00	000100	47.2		250.00	001400	3,779.6
	1,400.00	028000	1.9		250.00	001700	304.4
Wtd. Avg. Base & Total Tons	408.58		4,006.6		250.00	001900	1,057.1
Tannat	400.00	000100	779.4		250.00	013100	391.8
	600.00	000100	128.0		250.00	038300	13,420.4
	900.00	014500	1.5		260.00	013600	1,370.2
	1,000.00	025300	4.0		268.00	000100	5,324.0
Wtd. Avg. Base & Total Tons	431.49		912.9		303.00	000100	93.8
Tempranillo *	1,200.00	000100	1.0		305.27	001700	1,163.7
	1,800.00	000100	4.0		340.00	010900	1,856.2
Wtd. Avg. Base & Total Tons	1,680.00		5.0		350.00	000100	141.0
Teroldego	585.00	067607	510.8		350.00	001700	143.3
	600.00	000100	121.1		404.00	044480	73.7
	600.00	067485	24.2	Wtd. Avg. Base & Total Tons	256.98		54,775.1
	650.00	067485	147.1	Other Raisin b/	400.00	000100	5.2
	725.00	023000	44.2	Wtd. Avg. Base & Total Tons	400.00		5.2
	850.00	000100	1.7	TABLE GRAPES			
	1,000.00	000100	0.5	Autumn Royal	175.00	038300	491.4
Wtd. Avg. Base & Total Tons	606.88		849.6		250.00	001400	44.0
Touriga Nacional *	1,200.00	017600	2.0	Wtd. Avg. Base & Total Tons	181.16		535.4
	1,200.00	019500	1.2	Crimson Seedless *	250.00	001700	50.0
Wtd. Avg. Base & Total Tons	1,200.00		3.2	Wtd. Avg. Base & Total Tons	250.00		50.0
Zinfandel	225.00	000100	87.0	Flame Seedless *	250.00	000100	236.8
	250.00	000100	1,373.9	Wtd. Avg. Base & Total Tons	250.00		236.8
	250.00	009100	356.4	Red Globe *	175.00	038300	3,609.4
	250.00	034970	93.9	Wtd. Avg. Base & Total Tons	175.00		3,609.4
	260.00	000100	47.3	Ribier	250.00	001700	56.0
	267.34	000800	811.9	Wtd. Avg. Base & Total Tons	250.00		56.0
	275.00	000100	998.4	Ruby Seedless *	190.00	038300	459.3
	275.00	009100	184.9	Wtd. Avg. Base & Total Tons	190.00		459.3
	285.00	000100	987.0	Scarlet Royal	190.00	038300	21.2
	300.00	000100	410.9	Wtd. Avg. Base & Total Tons	190.00		21.2
	300.00	009100	448.3	Other Table b/	125.00	038300	16.4
	350.00	000100	1,993.9		170.00	000800	133.1
	350.00	007600	573.9				
	390.00	035410	668.0				
	450.00	034970	667.3				
	500.00	000100	69.0				

TABLE 8: BASE PRICE PAID TO GROWERS FOR GRAPES CRUSHED AND DELIVERED TO CALIFORNIA PROCESSORS FROM THE 2017 CROP WITH BRIX FACTORS AND PURCHASED TONNAGE, BY TYPE, VARIETY, REPORTING DISTRICT WHERE GROWN, AND WEIGHTED AVERAGE BASE PRICE

District, Type, and Variety	Base Price	Brix	Tons	District, Type, and Variety	Base Price	Brix	Tons
	Per Ton	Factors			Per Ton	Factors	
	Dollars	Code a/			Dollars	Code a/	
DISTRICT 13 (Cont'd)					250.00	011100	321.4
Other Table b/ (Cont'd)	185.00	000100	12,605.2		260.00	009100	721.6
	250.00	038300	582.1		265.00	000100	133,133.6
	400.00	000100	2.9		265.00	009700	22,172.1
Wtd. Avg. Base & Total Tons	187.66		13,339.7		265.00	037445	4,595.2
					265.00	038200	70,698.9
WINE GRAPES (WHITE)					268.00	009400	2,466.8
Albarino	404.00	000100	20.2		275.00	009300	488.0
	600.00	000100	1.4		275.00	011100	6,554.1
Wtd. Avg. Base & Total Tons	416.70		21.6		275.00	013100	298.5
					275.00	038200	966.5
Burger *	225.00	000100	220.4		275.00	038300	3,479.5
	265.00	000100	16,109.8		278.00	000100	2,184.4
	270.33	004495	796.9		278.00	009200	1,016.1
	270.33	004500	2,260.3		278.54	000100	2,118.9
	280.00	000100	1,736.6		285.00	000100	1,132.6
Wtd. Avg. Base & Total Tons	266.59		21,124.0		285.00	001300	1,055.7
					292.90	000100	1,291.5
Chardonnay *	250.00	000100	18.0		299.32	000100	44.9
	257.50	059693	802.3		300.00	000100	10,809.7
	300.00	000100	1,247.3		300.00	011100	1,402.7
	300.00	017200	394.3		300.00	013100	1,999.0
	325.00	059693	355.3		300.00	044270	44.5
	350.00	000100	1,457.3		300.00	044480	190.0
	350.00	001900	227.0		310.00	000100	1,447.5
	350.00	017200	1,150.4		325.00	007600	1,267.6
	368.00	013400	721.0		325.00	009670	852.1
	375.00	000100	20,616.6		350.00	000100	39.8
	392.10	000100	1,397.5		400.00	000100	13.6
	393.00	001900	431.4		410.00	000100	146.5
	393.00	013400	152.5		425.00	001900	282.6
	393.00	013600	1,245.2	Wtd. Avg. Base & Total Tons	268.31		279,421.5
	394.74	001900	1,283.1				
	395.00	000100	2,034.7	Grenache Blanc	350.00	000100	325.5
	400.00	000100	18,833.4	Wtd. Avg. Base & Total Tons	350.00		325.5
	400.00	015500	6,962.5				
	400.00	044490	9,995.6	Malvasia Bianca	475.00	000100	121.3
	404.00	059693	154.6		600.00	007600	7.2
	410.00	000100	1,349.9		600.00	010900	2.2
	415.00	000100	574.0		650.00	000100	3.5
	417.50	000100	203.1		750.00	000100	1.2
	417.50	012610	113.6	Wtd. Avg. Base & Total Tons	490.64		135.4
	418.00	013600	393.4				
	418.77	013600	887.9	Muscat Blanc *	125.00	038300	7.4
	425.00	000100	1,616.8		300.00	000100	267.2
	428.00	012610	794.1		325.00	000100	32.1
	429.25	000100	29.2		325.00	009000	958.3
	440.00	000100	1,159.2		325.00	012550	498.3
	440.67	000100	1,356.8		343.00	000100	309.9
	443.00	001900	1,165.2		343.00	013400	168.1
	463.85	000100	938.4		350.00	000100	982.5
	610.00	000100	175.8		375.00	000100	162.0
Wtd. Avg. Base & Total Tons	1,000.00	000100	0.2		388.85	000100	113.3
	391.72		80,237.6		390.00	000100	1,459.1
					400.00	017200	164.3
Chenin Blanc	250.00	000100	660.3		450.00	000100	254.8
	300.00	000100	3,683.5		500.00	000100	11.6
	300.00	013600	226.8		501.58	000100	169.0
	317.56	001000	313.9		900.00	000100	779.5
	318.00	001400	366.3	Wtd. Avg. Base & Total Tons	429.06		6,337.4
	318.00	009300	702.8				
	325.00	000100	6.2	Muscat Orange	400.00	000100	5.1
	325.00	037435	1,414.1		450.00	000100	480.2
	325.00	044480	261.9		550.00	000100	4.9
	335.00	000100	1,031.4		675.00	000100	25.6
	340.00	000100	3,843.8		700.00	000100	65.4
	340.45	009300	950.5	Wtd. Avg. Base & Total Tons	488.45		581.2
	353.50	040770	277.8				
	410.00	000100	99.1	Muscat of Alexandria	165.00	000100	4.6
Wtd. Avg. Base & Total Tons	320.80		13,838.4		190.00	000100	22.7
					215.00	000100	10.2
French Colombard	225.00	010600	774.8		250.00	000100	4,194.8
	250.00	000100	5,410.8		260.00	000100	13,690.9

TABLE 8: BASE PRICE PAID TO GROWERS FOR GRAPES CRUSHED AND DELIVERED TO CALIFORNIA PROCESSORS FROM THE 2017 CROP WITH BRIX FACTORS AND PURCHASED TONNAGE, BY TYPE, VARIETY, REPORTING DISTRICT WHERE GROWN, AND WEIGHTED AVERAGE BASE PRICE

District, Type, and Variety	Base Price	Brix	Tons	District, Type, and Variety	Base Price	Brix	Tons
	Per Ton	Factors			Per Ton	Factors	
	Dollars	Code a/			Dollars	Code a/	
DISTRICT 13 (Cont'd)					265.00	000100	9,496.5
Muscataf of Alexandria (Cont'd)	267.00	000100	47,984.6		397.58	000100	1,184.4
	275.00	000100	3,889.8		450.00	013400	402.5
	280.00	000100	3,096.1	Wtd. Avg. Base & Total Tons	285.64		11,105.8
	283.61	017000	1,452.6				
	300.00	017000	4,536.4	Triplet Blanc	200.00	000100	10,745.4
	300.00	000100	1,318.3		250.00	000100	1,495.7
	300.00	001900	1,178.1		250.00	038300	1,781.4
	300.00	011100	894.9		400.00	000100	9.3
	300.00	017000	17,839.9	Wtd. Avg. Base & Total Tons	211.81		14,031.8
	300.00	054495	7,456.0				
	310.00	000100	1,403.5	Verdelho	400.00	000100	5.5
	315.00	001900	105.1	Wtd. Avg. Base & Total Tons	400.00		5.5
	318.00	000100	274.7				
	318.00	001700	611.0	Viognier	300.00	000100	17.0
	318.00	001900	272.1		400.00	000100	4.5
	318.00	011300	1,332.3		600.00	013100	1.9
	325.00	000100	25.0		600.00	024300	16.2
	328.25	000100	49.0		1,300.00	000100	2.8
	335.00	000100	702.2	Wtd. Avg. Base & Total Tons	504.72		42.4
	350.00	001700	83.2				
	350.00	054495	16,931.1	White Riesling *	350.00	001900	77.7
	353.50	000100	458.2		400.00	000100	5.9
	400.00	000100	3,903.2	Wtd. Avg. Base & Total Tons	353.53		83.6
	400.00	024300	8.8				
Wtd. Avg. Base & Total Tons	289.56		133,729.3	Other White b/	150.00	017200	2,951.9
					240.00	038300	598.1
Palomino *	242.50	001700	32.8		250.00	000100	183.0
	250.00	000100	489.1		250.00	038300	4.6
	353.50	000100	93.3		1,000.00	000100	2.6
	375.00	000100	1.4	Wtd. Avg. Base & Total Tons	170.00		3,740.2
Wtd. Avg. Base & Total Tons	265.55		616.6				
				WINE GRAPES (RED)			
Pinot Gris *	160.00	000100	20.8	Aglianico	350.00	017200	8.1
	300.00	000100	1,481.9		1,500.00	000100	0.4
	350.00	000100	1,406.3	Wtd. Avg. Base & Total Tons	404.12		8.5
	350.00	013400	4.7				
	400.00	000100	1,872.7	Alicante Bouschet *	125.00	000100	565.1
	400.00	013400	1,105.6		250.00	013600	4.2
	425.00	000100	1,009.0		300.00	000100	281.4
	445.00	000100	16,987.6		300.00	067180	117.3
	450.00	000100	27,317.7		350.00	048470	98.2
	450.00	012900	6,422.1		375.00	000100	6.8
	450.00	042470	4,974.7		375.00	001700	16.3
	468.00	001600	409.4		400.00	000100	7.0
	493.33	000100	1,089.3	Wtd. Avg. Base & Total Tons	216.30		1,096.3
	500.00	000100	200.8				
	500.00	001400	841.1	Arinarnoa	350.00	000100	980.8
	500.00	009300	190.0		400.00	017200	2,316.9
	500.00	013400	993.2	Wtd. Avg. Base & Total Tons	385.13		3,297.7
	500.00	042470	124.2				
	518.00	009300	1,066.3	Barbera	90	017600	146.3
	530.25	000100	18.2		125.00	038300	25.4
	750.00	000100	39.8		190.00	000100	2,156.9
Wtd. Avg. Base & Total Tons	444.52		67,575.4		250.00	013600	3.2
					290.00	000100	299.7
Roussanne	1,100.00	000100	0.9		290.00	037407	1,527.6
Wtd. Avg. Base & Total Tons	1,100.00		0.9		300.00	000100	14,524.5
					300.00	002600	24.1
Sauvignon Blanc	400.00	000100	8.4		300.00	011100	663.1
	425.00	000100	186.8		300.00	017200	2,263.2
	550.00	000100	479.4		305.00	000100	14.7
	1,000.00	010900	1.5		317.23	001700	817.9
Wtd. Avg. Base & Total Tons	514.60		676.1		325.00	017000	4,509.2
					343.00	000100	149.5
Sauvignon Musque	1,000.00	010900	1.0		343.00	001900	200.0
Wtd. Avg. Base & Total Tons	1,000.00		1.0		343.00	013600	755.3
					350.00	000100	187.6
Semillon	250.00	000100	425.2		353.50	000100	49.3
	400.00	000100	5.5		360.00	000100	5,904.9
Wtd. Avg. Base & Total Tons	251.92		430.7		362.00	059510	1,556.2
					400.00	000100	2,356.7
Symphony	165.00	000100	22.4		410.00	000100	100.7

TABLE 8: BASE PRICE PAID TO GROWERS FOR GRAPES CRUSHED AND DELIVERED TO CALIFORNIA PROCESSORS FROM THE 2017 CROP WITH BRIX FACTORS AND PURCHASED TONNAGE, BY TYPE, VARIETY, REPORTING DISTRICT WHERE GROWN, AND WEIGHTED AVERAGE BASE PRICE

District, Type, and Variety	Base Price	Brix	Tons	District, Type, and Variety	Base Price	Brix	Tons
	Per Ton	Factors			Per Ton	Factors	
	Dollars	Code a/			Dollars	Code a/	
DISTRICT 13 (Cont'd)				Grenache *	250.00	000100	186.5
Barbera (Cont'd)	1,000.00	000100	1.7		275.00	000100	12.5
	1,100.00	017800	2.0		275.00	017400	14.3
Wtd. Avg. Base & Total Tons	315.58		38,239.7		300.00	017400	98.5
Cabernet Franc	250.00	000100	8.2		300.00	037435	3,021.2
	400.00	000100	7.6		317.68	000100	410.7
	454.50	000100	25.2		325.00	000100	16,233.2
Wtd. Avg. Base & Total Tons	1,000.00	024500	1.0		325.00	037435	2,125.7
	417.70		42.0		339.95	013600	152.6
Cabernet Sauvignon	85.00	017200	1,885.0		350.00	037435	221.2
	125.00	013600	906.3		353.50	000100	46.4
	125.00	038300	1,281.5		400.00	000100	5.2
	150.00	000100	2,175.2		425.00	001900	100.3
	160.00	000100	230.0		450.00	000100	90.0
	190.00	000100	13.1		565.00	000100	174.6
	250.00	013600	3.9		600.00	000100	3.3
	325.00	017200	627.2	Wtd. Avg. Base & Total Tons	1,100.00	000100	18.5
	350.00	000100	5,092.7		324.63		22,914.7
	350.00	022600	6,135.9	Malbec	300.00	022600	1,776.7
	350.00	062590	9,688.9		400.00	000100	13.3
	350.00	067605	1,989.6		475.00	020800	283.9
	365.00	000100	614.6		500.00	011700	128.8
	365.00	067408	1,075.9	Wtd. Avg. Base & Total Tons	334.85		2,202.7
	375.00	000100	279.3	Merlot	85.00	017200	500.3
	395.00	000100	256.2		150.00	000100	72.4
	400.00	000100	7,114.3		190.00	000100	1,276.6
	400.00	017200	5,668.8		200.00	000100	633.6
	410.00	000100	498.3		250.00	000100	63.9
	415.00	000100	87.6		300.00	000100	503.2
	415.00	064350	7,178.3		325.00	000100	14.6
	450.00	000100	3,109.7		350.00	000100	2,466.5
	450.00	002600	165.2		350.00	017200	872.9
	454.50	000100	83.6		350.00	020700	3,748.3
	462.00	000100	19.0		350.00	059590	1,030.7
	475.00	000100	902.4		350.00	067605	11,051.0
	483.00	002200	3,052.1		360.00	000100	3.4
	485.00	000100	966.0		365.00	000100	2,530.5
	490.00	000100	3,809.9		365.00	021000	157.6
	500.00	000100	3,867.0		367.00	000100	416.7
	525.00	000100	233.4		367.29	000100	231.4
	525.00	020800	321.9		368.00	000100	138.4
	600.00	017400	98.6		375.00	000100	1,910.5
	606.00	067485	79.1		400.00	000100	782.2
	700.00	000100	80.2		400.00	059590	1,216.3
	900.00	000100	91.4		415.00	002200	364.6
Wtd. Avg. Base & Total Tons	1,000.00	024500	1.8		417.50	001900	189.1
	378.97		69,683.9		418.00	017600	304.9
Carignane	85.00	017200	117.9		419.60	002600	70.8
	165.00	000100	36.7		425.00	059590	1,339.1
	250.00	000100	915.6		428.00	021000	547.1
	275.00	001900	15.7		433.00	002200	834.0
	300.00	000100	918.5		440.00	017400	133.0
	300.00	016800	4,685.2		443.00	002600	549.3
	300.00	048180	2,161.7		465.00	000100	1,226.2
	400.00	000100	5.7	Wtd. Avg. Base & Total Tons	500.00	017200	231.5
	425.00	001900	95.7		356.68		35,410.6
Wtd. Avg. Base & Total Tons	295.15	000100	9,042.0	Mission	190.00	000100	55.7
					250.00	001900	706.1
Carmelian	250.00	000100	865.2		250.00	017200	156.6
Wtd. Avg. Base & Total Tons	250.00		865.2		400.00	000100	5.7
					450.00	024300	2.1
Centurian	350.00	048180	1,283.1	Wtd. Avg. Base & Total Tons	247.77		926.2
	425.00	001900	174.1	Mourvedre *	400.00	000100	5.7
Wtd. Avg. Base & Total Tons	358.96		1,457.2		1,100.00	000100	1.0
				Wtd. Avg. Base & Total Tons	504.48		6.7
Gamay (Napa) *	400.00	011100	441.0	Muscat Hamburg *	475.00	000100	323.3
	1,000.00	000100	10.7		500.00	000100	4.3
Wtd. Avg. Base & Total Tons	414.21		451.7	Wtd. Avg. Base & Total Tons	475.33		327.6

TABLE 8: BASE PRICE PAID TO GROWERS FOR GRAPES CRUSHED AND DELIVERED TO CALIFORNIA PROCESSORS FROM THE 2017 CROP WITH BRIX FACTORS AND PURCHASED TONNAGE, BY TYPE, VARIETY, REPORTING DISTRICT WHERE GROWN, AND WEIGHTED AVERAGE BASE PRICE

District, Type, and Variety	Base Price	Brix	Tons	District, Type, and Variety	Base Price	Brix	Tons
	Per Ton	Factors			Per Ton	Factors	
	Dollars	Code a/			Dollars	Code a/	
DISTRICT 13 (Cont'd)					277.75	001900	7,426.2
Nebbiolo	454.50	000100	41.5		280.00	032550	3,461.0
Wtd. Avg. Base & Total Tons	454.50		41.5		280.00	060410	2,597.7
Petit Verdot	375.00	000100	6.6		285.00	060410	1,329.3
	400.00	000100	55.4		290.00	000100	431.6
	450.00	000100	898.2		290.00	001900	310.4
	500.00	000100	101.0		300.00	000100	3,221.4
Wtd. Avg. Base & Total Tons	451.68		1,061.2		300.00	016800	359.5
Petite Sirah	350.00	000100	1,193.1		300.00	048180	771.8
	400.00	000100	5.7		300.00	062429	3,834.3
	450.00	024300	2.1		310.00	000100	1,092.8
	475.00	000100	550.8		310.00	060410	2,944.1
	517.55	002600	161.6		315.00	048180	1,344.0
	1,000.00	000100	1.2		325.00	002200	738.4
Wtd. Avg. Base & Total Tons	400.77		1,914.5		325.00	017200	841.9
Pinot Noir	350.00	017200	2,084.9		328.25	000100	20.3
	390.00	000100	4,698.6		340.00	000100	409.1
	400.00	000100	11.1		350.00	000100	158.0
	400.00	017200	3,508.1	Wtd. Avg. Base & Total Tons	375.00	000100	107.3
	500.00	000100	162.7		400.00	000100	139.8
	500.00	017400	67.1		505.00	067485	55.2
	600.00	002600	900.6		550.00	000100	49.2
	750.00	000100	117.4	Ruby Cabernet	5.00 c/	032200	70.1
Wtd. Avg. Base & Total Tons	408.05		11,550.5		85.00	017200	122.3
Primitivo	250.00	017600	24.1		125.00	017200	186.9
	1,000.00	000100	1.6		125.00	038300	680.7
Wtd. Avg. Base & Total Tons	296.69		25.7		160.00	000100	616.3
Royalty	475.00	000100	33.0		190.00	000100	12.0
Wtd. Avg. Base & Total Tons	475.00		33.0		225.00	000100	2,459.5
Rubired *	150.00	032550	651.8		240.00	000100	420.2
	165.00	000100	602.8		250.00	000100	6,612.7
	225.00	032550	5,860.0		250.00	020600	517.1
	225.00	060410	2,490.0		250.00	067190	202.4
	225.00	060412	15,005.7		265.00	000100	4,225.7
	225.00	060455	33.6		268.00	021200	636.9
	225.00	064346	5,288.6		275.00	001400	279.2
	225.00	064347	1,397.3		275.00	016900	7,278.4
	225.00	069235	610.6		275.00	048470	5,246.5
	240.00	060410	1,780.3		300.00	002300	483.8
	240.00	064346	1,464.2		300.00	020600	1,491.3
	246.49	001900	591.6		325.00	000100	583.8
	250.00	000100	298.5		325.00	002300	197.3
	250.00	022600	781.1		325.00	056900	269.2
	250.00	032550	8,140.2		328.25	000100	44.0
	250.00	038300	7,445.9		350.00	000100	4,102.5
	250.00	060410	9,931.7		350.00	017200	755.0
	260.00	032550	5,599.2		350.00	048470	485.4
	260.00	063452	1,726.3		360.00	000100	1,593.0
	265.00	000100	611.5	Wtd. Avg. Base & Total Tons	362.00	000100	856.5
	265.00	032550	3,937.5		410.00	000100	1,075.6
	265.00	060410	20,784.9		425.00	017400	100.1
	265.00	067170	2,146.8		500.00	000100	144.3
	275.00	000100	10,583.3	Wtd. Avg. Base & Total Tons	282.55 d/		41,748.7
	275.00	001900	2,830.9	Sagrantino	350.00	000100	7.3
	275.00	002200	139.2	Wtd. Avg. Base & Total Tons	350.00		7.3
	275.00	032550	339.6	Sangiovese *	250.00	000100	397.6
	275.00	038300	616.4		250.00	013600	1.8
	275.00	048120	1,724.2		400.00	000100	75.8
	275.00	048180	12,644.4		1,000.00	000100	0.8
	275.00	053750	638.9	Wtd. Avg. Base & Total Tons	1,100.00	017800	2.0
	275.00	058664	15,236.4		278.60		478.0
	275.00	058666	785.0	Segalin	350.00	017200	960.4
	275.00	060410	1,187.7	Wtd. Avg. Base & Total Tons	350.00		960.4
	275.00	062414	919.9	Souzao	300.00	000100	32.5
	275.00	062416	1,137.6		350.00	017200	236.9
	275.00	062435	260.5	Wtd. Avg. Base & Total Tons	400.00	000100	55.0
					353.47		324.4

TABLE 8: BASE PRICE PAID TO GROWERS FOR GRAPES CRUSHED AND DELIVERED TO CALIFORNIA PROCESSORS FROM THE 2017 CROP WITH BRIX FACTORS AND PURCHASED TONNAGE, BY TYPE, VARIETY, REPORTING DISTRICT WHERE GROWN, AND WEIGHTED AVERAGE BASE PRICE

District, Type, and Variety	Base Price	Brix	Tons	District, Type, and Variety	Base Price	Brix	Tons
	Per Ton	Factors			Per Ton	Factors	
	Dollars	Code a/			Dollars	Code a/	
DISTRICT 13 (Cont'd)					260.00	000100	628.9
Syrah *	85.00	000100	887.5		266.25	000100	185.9
	125.00	038300	462.7		267.26	000600	368.5
	250.00	000100	53.4		275.00	000100	13,619.8
	250.00	024200	960.5		275.00	009100	5,454.3
	275.00	000100	339.8		285.00	000100	1,809.4
	275.00	001900	87.1		285.00	033690	2,975.7
	275.00	017400	54.7		300.00	007500	12,254.8
	275.00	063800	806.3		300.00	009100	2,246.0
	290.00	063800	2,323.2		300.00	017400	48.2
	300.00	000100	3,147.1		300.00	034970	16,821.5
	300.00	020700	621.6		315.00	000100	14,997.1
	300.00	059590	4,049.1		315.45	006830	1,352.6
	315.00	000100	764.4		318.00	000600	2,635.1
	325.00	000100	93.5		325.00	000100	3,168.5
	325.00	017200	872.3		325.00	000600	118.8
	350.00	000100	179.3		325.00	033295	746.8
	350.00	017200	4,026.7		325.00	033990	761.4
	350.00	020600	586.2		325.00	034970	6,673.0
	350.00	059590	432.0		335.00	000100	127.3
	375.00	000100	1,256.8		350.00	000100	2,452.6
	400.00	000100	1,647.3		350.00	007600	1,540.4
	400.00	002600	52.8		350.00	009100	574.4
	400.00	058664	1,426.8		350.00	033990	1,441.8
	400.00	062416	364.2		350.00	034970	7,315.5
	425.00	000100	1,822.4		360.00	000100	942.2
	425.00	058664	1,366.1		368.00	005600	970.5
	450.00	024300	2.7		400.00	000100	15.3
	472.00	000100	281.3		450.00	062590	2,559.9
	500.00	002600	365.3		1,000.00	000100	0.2
	550.00	000100	208.2	Wtd. Avg. Base & Total Tons	295.50		141,225.4
	572.00	000100	251.6	Other Red b/	75.00	038300	39.3
	575.00	000100	627.1		100.00	017400	245.3
	750.00	000100	36.3		185.00	000100	21.9
	1,100.00	000100	1.0		190.00	000100	2,748.6
Wtd. Avg. Base & Total Tons	339.16		30,457.3		190.00	038300	5,521.4
Tannat	475.00	000100	418.4		200.00	038300	9.4
Wtd. Avg. Base & Total Tons	475.00		418.4		300.00	000100	356.6
Tempranillo *	325.00	000100	293.0		350.00	000100	2,483.2
	350.00	000100	4,288.5		350.00	017200	1,083.8
	350.00	017200	1,993.0	Wtd. Avg. Base & Total Tons	236.63		12,509.5
	400.00	000100	2.9	DISTRICT 14			
	550.00	000100	6.4	RAISIN GRAPES			
	600.00	024500	12.5	Thompson Seedless	170.00	000100	274.0
	650.00	000100	4.8		200.00	000100	543.2
Wtd. Avg. Base & Total Tons	349.80		6,601.1		250.00	000100	1,764.0
Teroldego	300.00	058780	718.3		250.00	001400	20.5
	350.00	000100	1,388.4		250.00	013100	151.3
Wtd. Avg. Base & Total Tons	332.95		2,106.7	Wtd. Avg. Base & Total Tons	248.96		4,925.4
Tinta Cao	325.00	067190	361.0	TABLE GRAPES			
Wtd. Avg. Base & Total Tons	325.00		361.0	Autumn King	170.00	000100	1,724.2
Touriga Nacional *	200.00	000100	100.0	Wtd. Avg. Base & Total Tons	170.00		1,724.2
	325.00	000100	420.0	Autumn Royal	170.00	000100	696.6
	350.00	000100	1,537.4		190.00	038300	7.0
Wtd. Avg. Base & Total Tons	337.61		2,057.4	Wtd. Avg. Base & Total Tons	170.20		703.6
Zinfandel	190.00	000100	8.9	Cotton Candy	170.00	000100	142.0
	218.00	000800	508.5	Wtd. Avg. Base & Total Tons	170.00		142.0
	225.00	000100	1,318.6	Crimson Seedless *	170.00	000100	1,570.7
	240.00	000100	501.7		200.00	000100	266.0
	250.00	000100	11,263.7	Wtd. Avg. Base & Total Tons	174.34		1,836.7
	250.00	000700	3,472.8	Emerald Seedless *	170.00	000100	166.7
	250.00	013600	6.5	Wtd. Avg. Base & Total Tons	170.00		166.7
	250.00	033295	3,308.8	Flame Seedless *	170.00	000100	676.5
	250.00	034970	1,303.8				
	255.00	000100	7,457.0				
	255.00	033625	7,268.7				

TABLE 8: BASE PRICE PAID TO GROWERS FOR GRAPES CRUSHED AND DELIVERED TO CALIFORNIA PROCESSORS FROM THE 2017 CROP WITH BRIX FACTORS AND PURCHASED TONNAGE, BY TYPE, VARIETY, REPORTING DISTRICT WHERE GROWN, AND WEIGHTED AVERAGE BASE PRICE

District, Type, and Variety	Base Price	Brix	Tons	District, Type, and Variety	Base Price	Brix	Tons
	Per Ton	Factors			Per Ton	Factors	
	Dollars	Code a/			Dollars	Code a/	
DISTRICT 14 (Cont'd)					270.00	000100	2,368.8
Flame Seedless * (Cont'd)	190.00	038300	384.6		300.00	017000	5,613.6
	200.00	000100	1,245.0		325.00	000100	1,042.7
Wtd. Avg. Base & Total Tons	189.53		2,306.1	Wtd. Avg. Base & Total Tons	328.00	013800	625.8
					263.73		41,393.0
Italia *	170.00	000100	4.4	Pinot Gris *	350.00	000100	4,379.2
Wtd. Avg. Base & Total Tons	170.00		4.4		350.00	013400	15,303.1
Princess *	170.00	000100	251.3		400.00	000100	2,381.1
Wtd. Avg. Base & Total Tons	170.00		251.3		400.00	013400	5,677.7
Pristine	170.00	000100	4.4		450.00	000100	2,088.7
Wtd. Avg. Base & Total Tons	170.00		4.4	Wtd. Avg. Base & Total Tons	600.00	010700	476.8
					374.12		30,306.6
Red Globe *	170.00	000100	5,681.1	Sauvignon Blanc	400.00	017200	3,664.8
Wtd. Avg. Base & Total Tons	170.00		5,681.1		500.00	017000	176.0
Ruby Seedless *	170.00	000100	2,383.8	Wtd. Avg. Base & Total Tons	404.58		3,840.8
	200.00	000100	286.0	Other White b/	100.00	013600	22.0
Wtd. Avg. Base & Total Tons	173.21		2,669.8		190.00	000100	288.9
Scarlet Royal	170.00	000100	4,662.8		200.00	000100	278.6
	200.00	000100	90.7	Wtd. Avg. Base & Total Tons	240.00	038300	2,197.2
Wtd. Avg. Base & Total Tons	170.57		4,753.5		229.71		2,786.7
Summer Royal	170.00	000100	106.0	WINE GRAPES (RED)			
Wtd. Avg. Base & Total Tons	170.00		106.0	Alicante Bouschet *	125.00	038300	342.8
Sweet Sunshine	170.00	000100	29.3	Wtd. Avg. Base & Total Tons	125.00		342.8
Wtd. Avg. Base & Total Tons	170.00		29.3	Barbera	170.00	000100	26.5
Vintage Red	170.00	000100	13.7		275.00	000100	249.4
Wtd. Avg. Base & Total Tons	170.00		13.7	Wtd. Avg. Base & Total Tons	264.91		275.9
Other Table b/	170.00	000100	15,568.9	Cabernet Sauvignon	125.00	038300	245.1
	175.00	000100	280.9		165.00	000100	3,932.7
	180.00	000100	1,757.2		300.00	000100	371.3
Wtd. Avg. Base & Total Tons	171.08		17,607.0		315.00	000100	3,176.3
					350.00	000100	231.3
WINE GRAPES (WHITE)					350.00	062590	1,013.7
Chardonnay *	350.00	000100	15,991.8		375.00	000100	18.2
	350.00	017200	14,920.3		400.00	000100	3,016.9
	400.00	000100	44.8	Wtd. Avg. Base & Total Tons	425.00	000100	354.0
	403.00	011100	2,289.1		453.41	000100	20.1
	450.00	000100	214.8		290.83		12,379.6
	600.00	000100	1,651.8	Grenache *	325.00	000100	957.9
Wtd. Avg. Base & Total Tons	365.89		35,112.6		2,800.00	027600	14.8
				Wtd. Avg. Base & Total Tons	362.66		972.7
French Colombard	200.00	000100	1,916.2	Merlot	340.00	000100	21.8
	250.00	010600	1,295.3		350.00	000100	9,013.3
	265.00	000100	20,841.8		350.00	017200	5,043.9
	265.00	038200	4,421.7	Wtd. Avg. Base & Total Tons	349.98		14,079.0
	268.00	000100	1,291.1	Mourvedre *	1,600.00	027600	4.0
	275.00	000100	1,020.5	Wtd. Avg. Base & Total Tons	1,600.00		4.0
	275.00	011100	5,184.4	Petite Sirah	475.00	000100	255.0
	275.00	013100	3,171.1	Wtd. Avg. Base & Total Tons	475.00		255.0
	275.00	013400	550.1	Pinot Noir	400.00	017200	13,232.5
	275.00	013600	1,665.0	Wtd. Avg. Base & Total Tons	400.00		13,232.5
	300.00	000100	653.9	Rubired *	100.00	001900	107.6
	400.00	000100	4.5		125.00	038300	426.8
Wtd. Avg. Base & Total Tons	264.98		42,015.6		145.00	000100	1,048.5
Muscat Blanc *	390.00	000100	393.4		150.00	032550	37.7
	400.00	000100	1,587.9		225.00	060412	9,830.3
	400.00	017200	9,961.7		225.00	060455	1,454.7
Wtd. Avg. Base & Total Tons	399.67		11,943.0		225.00	064346	3,840.0
Muscat of Alexandria	205.50	000100	1,465.5		250.00	000100	374.4
	245.16	017200	1,163.6		250.00	038300	408.0
	250.00	000100	16,832.5		250.00	060410	5,143.4
	260.00	000100	1,682.1		258.96	017200	2,101.8
	265.00	000100	7,762.9				
	268.00	000100	2,835.5				

TABLE 8: BASE PRICE PAID TO GROWERS FOR GRAPES CRUSHED AND DELIVERED TO CALIFORNIA PROCESSORS FROM THE 2017 CROP WITH BRIX FACTORS AND PURCHASED TONNAGE, BY TYPE, VARIETY, REPORTING DISTRICT WHERE GROWN, AND WEIGHTED AVERAGE BASE PRICE

District, Type, and Variety	Base Price	Brix	Tons	District, Type, and Variety	Base Price	Brix	Tons
	Per Ton	Factors			Per Ton	Factors	
	Dollars	Code a/			Dollars	Code a/	
DISTRICT 14 (Cont'd)				Cabernet Franc			
Rubired * (Cont'd)	268.00	060410	1,492.8		1,000.00	017400	0.5
	275.00	000100	691.0		1,100.00	000100	5.8
	275.00	001900	1,309.1		1,500.00	000100	1.5
	275.00	048180	1,120.6	Wtd. Avg. Base & Total Tons	1,170.51		7.8
	275.00	053750	1,268.0	Cabernet Sauvignon			
	275.00	058664	3,747.8		453.41	000100	113.4
	277.75	001900	67.3		1,000.00	000100	4.5
	300.00	000100	4,644.6		1,100.00	000100	2.7
	300.00	017200	272.7		1,400.00	000100	1.7
	300.00	048180	894.7		1,400.00	017400	1.5
	325.00	017200	2,137.9		1,500.00	000100	3.1
Wtd. Avg. Base & Total Tons	253.31		42,419.7	Wtd. Avg. Base & Total Tons	3,000.00	000100	0.4
					543.73		127.3
Ruby Cabernet	125.00	038300	476.8	Grenache *			
	250.00	020600	343.6		300.00	000100	30.0
	275.00	016900	1,000.2		800.00	000100	1.9
	300.00	000100	439.5		1,000.00	000100	1.0
	300.00	020600	301.5		1,100.00	000100	3.8
	325.00	048470	702.3		1,200.00	017400	1.5
	327.31	017200	1,620.7		1,650.00	000100	2.2
	350.00	000100	7,927.0	Wtd. Avg. Base & Total Tons	523.02		40.4
	350.00	048470	365.0	Malbec			
	353.50	059693	199.5		1,300.00	017400	2.0
Wtd. Avg. Base & Total Tons	400.00	022600	1,712.6		1,500.00	000100	1.9
	335.31		15,088.7	Wtd. Avg. Base & Total Tons	1,397.44		3.9
Salvador	285.00	038300	326.5	Merlot			
Wtd. Avg. Base & Total Tons	285.00		326.5		1,100.00	000100	9.0
					1,200.00	000100	0.9
Syrah *	100.00	017200	126.5		1,500.00	000100	1.7
	300.00	059590	262.6	Wtd. Avg. Base & Total Tons	1,166.38		11.6
	350.00	017200	663.6	Mission			
Wtd. Avg. Base & Total Tons	307.49		1,052.7		450.00	000100	11.3
				Wtd. Avg. Base & Total Tons	450.00		11.3
Zinfandel	225.00	000100	1,201.9	Mourvedre *			
	275.00	000100	13,913.8		900.00	000100	5.7
	275.00	009100	7,823.8	Wtd. Avg. Base & Total Tons	900.00		5.7
	318.00	000100	3,357.1	Petit Verdot			
	325.00	034970	1,090.7		1,000.00	000100	2.0
	329.73	000600	799.3		1,250.00	017400	1.0
	350.00	007600	488.9	Wtd. Avg. Base & Total Tons	1,083.33		3.0
Wtd. Avg. Base & Total Tons	500.00	024800	1,498.1	Petite Sirah			
	293.44		30,173.6		1,800.00	000100	8.9
				Wtd. Avg. Base & Total Tons	1,800.00		8.9
Other Red b/	175.00	038300	1,875.2	Sangiovese *			
	190.00	000100	2,221.3		700.00	000100	2.5
Wtd. Avg. Base & Total Tons	183.13		4,096.5	Wtd. Avg. Base & Total Tons	700.00		2.5
				Syrah *			
DISTRICT 15					1,000.00	000100	6.0
WINE GRAPES (WHITE)					1,100.00	000100	3.4
Chardonnay *	1,000.00	000100	2.0		1,200.00	000100	2.0
	1,200.00	000100	4.5		1,250.00	017400	2.0
	1,200.00	017400	3.5		1,500.00	000100	2.0
Wtd. Avg. Base & Total Tons	1,160.00		10.0		1,600.00	000100	1.9
					3,000.00	000100	0.5
Muscat Blanc *	1,000.00	000100	2.0		4,000.00	024800	2.0
	1,200.00	017400	2.5	Wtd. Avg. Base & Total Tons	1,524.24		19.8
	1,500.00	000100	1.5	Tempranillo *			
Wtd. Avg. Base & Total Tons	1,208.33		6.0		1,000.00	000100	2.1
					1,100.00	000100	1.3
Viognier	2,400.00	000100	2.0		1,300.00	017400	2.0
	3,600.00	000100	0.5	Wtd. Avg. Base & Total Tons	1,135.19		5.4
Wtd. Avg. Base & Total Tons	2,640.00		2.5	Zinfandel			
					450.00	000100	303.8
Other White b/	1,000.00	000100	1.0		1,000.00	000100	14.0
Wtd. Avg. Base & Total Tons	1,000.00		1.0		1,100.00	000100	3.4
					1,200.00	000100	2.1
WINE GRAPES (RED)					1,500.00	000100	4.8
Alicante Bouschet *	1,000.00	000100	2.8		1,650.00	000100	14.7
	1,100.00	000100	1.5		2,000.00	000100	1.9
Wtd. Avg. Base & Total Tons	1,034.88		4.3	Wtd. Avg. Base & Total Tons	2,000.00	029125	14.9
					617.42		359.6

TABLE 8: BASE PRICE PAID TO GROWERS FOR GRAPES CRUSHED AND DELIVERED TO CALIFORNIA PROCESSORS FROM THE 2017 CROP WITH BRIX FACTORS AND PURCHASED TONNAGE, BY TYPE, VARIETY, REPORTING DISTRICT WHERE GROWN, AND WEIGHTED AVERAGE BASE PRICE

District, Type, and Variety	Base Price	Brix	Tons	District, Type, and Variety	Base Price	Brix	Tons
	Per Ton	Factors			Per Ton	Factors	
	Dollars	Code a/			Dollars	Code a/	
DISTRICT 16							
Albarino	1,000.00	000100	2.5	Palomino *	1,000.00	000100	3.0
	1,500.00	000100	2.8	Wtd. Avg. Base & Total Tons	1,000.00		3.0
	2,100.00	000100	5.9	Pecorino	2,300.00	000100	24.0
Wtd. Avg. Base & Total Tons	1,704.46		11.2	Wtd. Avg. Base & Total Tons	2,300.00		24.0
Arneis	2,056.75	017200	5.2	Picpoul Blanc	1,500.00	000100	0.3
	2,300.00	000100	41.9	Wtd. Avg. Base & Total Tons	1,500.00		0.3
	2,500.00	000100	5.1	Pinot Gris *	682.10	000100	5.5
Wtd. Avg. Base & Total Tons	2,295.31		52.2		800.00	000100	16.3
Chardonnay *	1,000.00	000100	3.8		1,400.00	000100	21.7
	1,000.00	020800	0.3		1,500.00	000100	10.0
	1,100.00	000100	2.5		1,534.25	017000	4.0
	1,500.00	000100	0.2		1,614.91	011100	0.5
	1,500.00	013800	0.3		1,900.00	000100	3.9
	1,600.00	000100	15.1		1,900.00	017000	4.6
	1,600.00	007600	9.9		2,190.00	010900	5.1
	1,700.00	000100	1.6		2,300.00	000100	39.8
	1,719.00	000100	8.0	Wtd. Avg. Base & Total Tons	1,687.39		111.4
	1,800.00	000100	11.6	Roussanne	1,513.03	000100	7.7
	1,800.00	011100	2.5		1,600.00	022700	8.9
	1,800.00	013800	2.2		1,664.85	010900	4.5
	1,800.00	020800	4.5		1,700.00	000100	10.8
	1,900.00	000100	1.8		1,700.00	020800	3.2
	1,950.00	000100	8.6		2,000.00	000100	7.4
	2,000.00	000100	3.9		2,100.00	000100	2.3
Wtd. Avg. Base & Total Tons	1,773.32		89.5	Wtd. Avg. Base & Total Tons	1,714.56		44.8
Chenin Blanc	1,458.00	000100	0.4	Sauvignon Blanc	686.00	000100	1.1
Wtd. Avg. Base & Total Tons	1,458.00		0.4		754.55	000100	6.3
Fiano	2,300.00	000100	1.8		1,372.00	000100	6.4
Wtd. Avg. Base & Total Tons	2,300.00		1.8		1,400.00	013600	2.0
Grenache Blanc	1,600.00	000100	1.1		1,400.00	020800	2.5
	1,800.00	017000	3.7		1,410.94	000100	5.0
	2,100.00	000100	5.2		1,500.00	000100	4.2
Wtd. Avg. Base & Total Tons	1,934.00		10.0		1,500.00	011300	0.2
Malvasia Bianca	1,171.35	017000	8.9		1,550.00	000100	1.9
Wtd. Avg. Base & Total Tons	1,171.35		8.9		1,600.00	000100	1.0
Marsanne	1,400.00	000100	1.5		1,650.00	020700	1.7
	1,600.00	000100	1.9	Wtd. Avg. Base & Total Tons	1,700.00	000100	2.8
	1,600.00	020800	4.1		1,900.00	000100	4.8
Wtd. Avg. Base & Total Tons	1,560.00		7.5		2,100.00	011100	3.6
Muscat Blanc *	1,000.00	000100	2.5	Wtd. Avg. Base & Total Tons	1,449.05		43.5
	1,100.00	013800	2.6	Semillon	1,500.00	013800	2.8
	1,150.00	000100	3.9	Wtd. Avg. Base & Total Tons	1,500.00		2.8
	1,300.00	000100	0.2	Symphony	1,574.14	021000	0.4
	1,425.51	017000	0.9	Wtd. Avg. Base & Total Tons	1,574.14		0.4
	1,426.00	000100	8.6	Verdelho	2,100.00	000100	10.3
	1,500.00	000100	11.1	Wtd. Avg. Base & Total Tons	2,100.00		10.3
	1,500.00	024300	10.5	Vermentino *	1,950.00	000100	5.3
	1,500.00	030610	1.7		2,000.00	000100	5.5
	1,550.00	000100	3.0		2,200.00	000100	22.3
	1,600.00	000100	12.2		2,300.00	000100	28.5
	1,650.00	000100	2.9	Wtd. Avg. Base & Total Tons	2,206.90		61.6
	1,700.00	000100	5.4	Viognier	1,000.00	000100	4.7
	1,900.00	000100	9.7		1,100.00	000100	1.5
	2,000.00	000100	7.0		1,379.00	000100	4.5
	2,300.00	000100	56.2		1,400.00	000100	9.6
Wtd. Avg. Base & Total Tons	1,867.24		138.4		1,400.00	020600	1.3
Muscat Orange	1,200.00	017000	1.0		1,500.00	000100	3.7
Wtd. Avg. Base & Total Tons	1,200.00		1.0		1,500.00	008200	1.0
Muscat of Alexandria	2,200.00	013600	2.0		1,500.00	011700	0.9
Wtd. Avg. Base & Total Tons	2,200.00		2.0		1,500.00	024400	9.7
					1,600.00	000100	8.2
					1,600.00	013800	1.2

TABLE 8: BASE PRICE PAID TO GROWERS FOR GRAPES CRUSHED AND DELIVERED TO CALIFORNIA PROCESSORS FROM THE 2017 CROP WITH BRIX FACTORS AND PURCHASED TONNAGE, BY TYPE, VARIETY, REPORTING DISTRICT WHERE GROWN, AND WEIGHTED AVERAGE BASE PRICE

District, Type, and Variety	Base Price	Brix	Tons	District, Type, and Variety	Base Price	Brix	Tons
	Per Ton	Factors			Per Ton	Factors	
	Dollars	Code a/			Dollars	Code a/	
DISTRICT 16 (Cont'd)					940.00	013600	1.5
Viognier (Cont'd)	1,600.00	024400	10.6		950.00	000100	6.5
	1,850.00	000100	5.0		1,000.00	000100	18.6
	1,920.00	000100	3.8		1,023.49	000100	9.3
	2,000.00	000100	9.2		1,200.00	000100	11.5
	2,000.00	024500	2.7		1,300.00	021500	31.5
	2,100.00	000100	6.7		1,350.00	024500	5.6
	2,100.00	011100	2.2		1,450.00	021000	3.7
Wtd. Avg. Base & Total Tons	1,639.32		86.5		1,500.00	000100	12.3
					1,500.00	017600	3.8
White Riesling *	1,413.00	000100	6.9		1,500.00	021200	3.8
	1,600.00	000100	9.3		1,550.00	000100	7.2
Wtd. Avg. Base & Total Tons	1,520.35		16.2		1,562.00	024600	3.4
					1,562.00	026800	1.0
Other White b/	1,500.00	008200	0.3		1,600.00	000100	32.2
	2,000.00	000100	6.4		1,600.00	011100	2.6
	2,100.00	000100	2.4		1,600.00	020800	1.0
	2,300.00	000100	1.5		1,665.75	000100	2.5
Wtd. Avg. Base & Total Tons	2,050.94		10.6		1,665.75	017400	0.7
					1,667.00	000100	32.9
WINE GRAPES (RED)					1,681.89	000100	0.6
Aglianico	867.44	021000	1.8		1,700.00	000100	7.7
	2,600.00	000100	14.6		1,700.00	013800	0.7
Wtd. Avg. Base & Total Tons	2,409.84		16.4		1,700.00	020800	4.8
					1,700.00	024500	1.8
Aleatico	2,542.00	017200	0.8		1,750.00	000100	27.9
Wtd. Avg. Base & Total Tons	2,542.00		0.8		1,800.00	000100	5.5
					1,800.00	017400	3.0
Alicante Bouschet *	400.00	000100	12.0		1,800.00	020800	1.0
	1,900.00	000100	1.2		1,800.00	024500	118.6
	2,300.00	000100	4.9		2,000.00	000100	26.0
Wtd. Avg. Base & Total Tons	1,013.81		18.1		2,020.62	000100	0.4
					2,200.00	000100	13.0
Barbera	1,200.00	000100	9.6		2,500.00	000100	3.8
	1,200.00	009300	0.2	Wtd. Avg. Base & Total Tons	2,600.00	000100	22.8
	1,200.00	024500	7.5		1,641.56		452.1
	1,400.00	000100	0.9				
	1,440.00	011100	3.4	Cargnane	1,200.00	000100	25.1
	1,440.00	017400	5.4		1,200.00	011100	3.1
	1,500.00	000100	4.9		1,500.00	000100	2.7
	1,800.00	000100	1.1		1,818.75	000100	8.3
	1,900.00	000100	16.2	Wtd. Avg. Base & Total Tons	1,351.67		39.2
	2,000.00	000100	5.9				
	2,600.00	000100	17.3	Carmenere	1,200.00	000100	0.1
Wtd. Avg. Base & Total Tons	1,817.43		72.4	Wtd. Avg. Base & Total Tons	1,500.00	000100	0.2
					1,400.00		0.3
Cabernet Franc	1,100.00	024400	12.3				
	1,100.20	000100	13.7	Cinsaut *	1,400.00	000100	1.8
	1,400.00	024500	2.5		1,500.00	009000	2.0
	1,450.00	000100	6.7		1,500.00	017000	1.0
	1,494.00	000100	8.7		1,600.00	000100	1.0
	1,500.00	013600	4.5		1,656.00	000100	9.6
	1,600.00	000100	3.7		1,800.00	024400	10.4
	1,600.00	011500	1.9		1,800.00	027500	26.0
	1,600.00	020800	4.1		2,000.00	000100	10.4
	1,600.00	021000	2.6	Wtd. Avg. Base & Total Tons	2,100.00	000100	2.3
	1,605.00	000100	3.4		1,793.30		64.5
	1,662.00	000100	4.0				
	1,662.03	017400	6.9	Counoise	1,734.00	000100	2.5
	1,750.00	000100	1.9	Wtd. Avg. Base & Total Tons	1,734.00		2.5
	1,800.00	000100	6.7				
	1,800.00	024500	17.7	Dolcetto	1,000.00	000100	3.4
	1,850.00	024500	8.6		2,600.00	000100	5.8
	1,900.00	000100	4.7	Wtd. Avg. Base & Total Tons	2,008.70		9.2
	2,000.00	000100	6.3				
	2,000.00	017200	1.0	Grenache *	500.00	000100	4.2
	2,100.00	000100	2.8		500.00	013800	0.3
	2,600.00	000100	24.3		1,000.00	000100	2.5
Wtd. Avg. Base & Total Tons	1,748.75		149.0		1,000.00	020800	1.0
					1,200.00	000100	1.5
Cabernet Sauvignon	200.00	000100	1.5		1,450.00	024600	1.5
	500.00	013800	0.3		1,500.00	017400	1.2
	800.00	000100	21.1		1,550.00	000100	0.6

TABLE 8: BASE PRICE PAID TO GROWERS FOR GRAPES CRUSHED AND DELIVERED TO CALIFORNIA PROCESSORS FROM THE 2017 CROP WITH BRIX FACTORS AND PURCHASED TONNAGE, BY TYPE, VARIETY, REPORTING DISTRICT WHERE GROWN, AND WEIGHTED AVERAGE BASE PRICE

District, Type, and Variety	Base Price	Brix	Tons	District, Type, and Variety	Base Price	Brix	Tons
	Per Ton	Factors			Per Ton	Factors	
	Dollars	Code a/			Dollars	Code a/	
DISTRICT 16 (Cont'd)					2,300.00	000100	9.8
Grenache * (Cont'd)	1,600.00	000100	6.7		2,600.00	000100	42.5
	1,700.00	000100	3.8	Wtd. Avg. Base & Total Tons	2,423.88		60.0
	1,700.00	022800	4.0				
	1,750.00	000100	2.4	Mourvedre *	500.00	000100	3.4
	1,800.00	000100	5.6		500.00	013800	1.0
	1,800.00	022800	13.7		1,000.00	000100	0.8
	1,800.00	024500	2.6		1,200.00	000100	4.8
	1,900.00	000100	5.4		1,400.00	013600	2.0
	1,926.00	017200	4.0		1,450.00	024600	1.0
	1,950.00	000100	5.1		1,700.00	000100	9.4
	2,100.00	000100	11.9		1,750.00	000100	3.8
Wtd. Avg. Base & Total Tons	1,704.54		78.0		1,800.00	024500	19.7
					1,900.00	000100	0.5
Malbec	1,000.00	000100	21.8		2,000.00	000100	9.3
	1,000.00	020800	1.0		2,000.00	013600	4.3
	1,200.00	000100	4.1		2,000.00	020800	0.5
	1,400.00	017200	1.8		2,100.00	000100	9.6
	1,500.00	000100	24.5	Wtd. Avg. Base & Total Tons	1,717.69		70.1
	1,500.00	011100	3.5				
	1,500.00	013800	1.3	Nebbiolo	1,100.00	024500	7.9
	1,500.00	020800	2.5		1,500.00	017400	2.4
	1,500.00	021500	2.2	Wtd. Avg. Base & Total Tons	1,193.20		10.3
	1,530.00	000100	5.6				
	1,600.00	000100	2.8	Negroamaro	1,140.00	024500	2.9
	1,800.00	000100	28.8	Wtd. Avg. Base & Total Tons	1,140.00		2.9
	1,800.00	024500	2.3				
	1,850.00	000100	4.5	Petit Verdot	500.00	013800	0.1
	1,900.00	000100	7.6		1,000.00	020800	1.0
	2,100.00	000100	7.4		1,200.00	021000	2.6
Wtd. Avg. Base & Total Tons	1,549.49		121.7		1,400.00	024600	1.8
					1,485.00	024600	1.0
Merlot	789.04	000100	11.2		1,550.00	000100	0.6
	1,000.00	000100	1.6		1,650.00	000100	1.8
	1,000.00	013800	0.3		1,800.00	000100	3.9
	1,200.00	000100	15.6		1,800.00	020800	3.7
	1,200.00	020800	1.0		1,900.00	000100	1.0
	1,300.00	000100	1.2		2,000.00	017000	0.7
	1,300.00	013600	2.0		2,400.00	000100	0.2
	1,300.00	017200	2.5		2,600.00	000100	7.4
	1,325.00	021500	60.0	Wtd. Avg. Base & Total Tons	1,890.50		25.8
	1,350.00	000100	6.5				
	1,475.00	024600	2.6	Petite Sirah	500.00	013800	0.1
	1,500.00	013800	1.5		1,000.00	000100	1.3
	1,500.00	021200	3.3		1,100.00	000100	2.8
	1,510.00	000100	0.7		1,100.00	026700	10.1
	1,550.00	000100	8.3		1,100.16	000100	17.6
	1,550.00	011500	1.8		1,150.00	000100	3.2
	1,550.00	020800	3.5		1,200.00	000100	1.3
	1,594.55	000100	0.4		1,400.00	013600	5.4
	1,600.00	000100	0.3		1,400.00	024500	1.5
	1,657.80	017400	2.1		1,500.00	017800	1.4
	1,700.00	000100	6.3		1,565.00	000100	3.7
	1,700.00	017400	4.3		1,600.00	000100	4.1
	1,700.00	020800	0.5		1,700.00	000100	1.7
	1,700.00	024500	1.1		1,800.00	000100	5.9
	1,750.00	000100	5.0		1,800.00	024500	4.5
	1,800.00	000100	11.2		1,850.00	000100	19.2
	1,800.00	024500	1.0		1,900.00	000100	16.3
	1,850.00	000100	4.9		2,000.00	000100	12.0
	1,900.00	000100	4.7		2,100.00	000100	4.1
	1,900.00	024500	45.7		2,200.00	000100	1.0
	1,950.00	000100	3.0		2,225.00	000100	7.2
	2,000.00	000100	4.3		2,300.00	000100	3.6
	2,200.00	000100	2.8		2,500.00	011300	2.1
	2,600.00	000100	23.9		2,500.00	021000	4.0
Wtd. Avg. Base & Total Tons	1,644.79		245.1	Wtd. Avg. Base & Total Tons	2,600.00	000100	17.5
					1,795.60		151.6
Mission	1,500.00	021000	0.9				
Wtd. Avg. Base & Total Tons	1,500.00		0.9	Pinot Noir	1,000.00	000100	1.6
					1,500.00	000100	4.2
Montepulciano	1,500.00	000100	6.6		1,600.00	000100	8.0
	2,266.18	017400	1.1		1,650.44	011100	1.0

TABLE 8: BASE PRICE PAID TO GROWERS FOR GRAPES CRUSHED AND DELIVERED TO CALIFORNIA PROCESSORS FROM THE 2017 CROP WITH BRIX FACTORS AND PURCHASED TONNAGE, BY TYPE, VARIETY, REPORTING DISTRICT WHERE GROWN, AND WEIGHTED AVERAGE BASE PRICE

District, Type, and Variety	Base Price	Brix	Tons	District, Type, and Variety	Base Price	Brix	Tons
	Per Ton	Factors			Per Ton	Factors	
	Dollars	Code a/			Dollars	Code a/	
DISTRICT 16 (Cont'd)					700.00	000100	0.8
Pinot Noir (Cont'd)	1,950.00		2.5		777.22	000100	12.9
Wtd. Avg. Base & Total Tons	1,573.72	011100	17.3		1,000.00	000100	4.6
					1,000.00	020800	1.0
Primitivo	1,000.00	000100	7.5		1,100.00	013800	4.7
	1,455.40	024500	10.7		1,300.00	020800	1.0
	1,800.00	024800	3.6		1,400.00	000100	2.2
Wtd. Avg. Base & Total Tons	1,355.63		21.8		1,600.00	000100	5.0
					1,638.48	000100	0.6
Sagrantino	1,000.00	027600	0.5		1,675.17	017200	5.0
	1,235.00	024500	3.6		1,700.00	000100	3.7
Wtd. Avg. Base & Total Tons	1,206.34		4.1		1,800.00	000100	6.6
					1,887.00	000100	16.7
Salvador	1,800.00	024500	1.4		2,000.00	000100	5.6
Wtd. Avg. Base & Total Tons	1,800.00		1.4		2,100.00	000100	15.0
					2,100.00	013600	4.5
Sangiovese *	1,000.00	000100	6.0		2,600.00	000100	5.9
	1,200.00	000100	4.5	Wtd. Avg. Base & Total Tons	1,670.50		96.0
	1,400.00	013600	3.9				
	1,500.00	000100	3.8	Tinta Cao	2,200.00	000100	1.8
	1,500.00	008200	0.4	Wtd. Avg. Base & Total Tons	2,200.00		1.8
	1,600.00	000100	7.5				
	1,700.00	000100	10.9	Touriga Nacional *	2,200.00	000100	2.5
	1,733.58	000100	1.9	Wtd. Avg. Base & Total Tons	2,200.00		2.5
	1,733.58	021000	4.7				
	1,740.38	000100	1.5	Zinfandel	1,000.00	000100	6.9
	1,800.00	000100	1.5		1,200.00	021000	1.6
	1,800.00	013600	1.4		1,500.00	000100	14.0
	1,850.00	000100	12.7		1,500.00	008200	1.0
	1,950.00	000100	4.6		1,500.00	017400	0.7
	2,000.00	000100	17.8		1,500.00	021500	7.3
	2,000.00	024500	0.5		1,550.00	000100	2.6
	2,400.00	011300	1.6		1,600.00	000100	0.2
	2,500.00	017200	5.6		1,615.00	000100	5.3
	2,600.00	000100	87.3		1,650.00	029150	3.1
Wtd. Avg. Base & Total Tons	2,172.08		178.1		1,700.00	017400	3.9
					1,800.00	000100	7.0
Syrah *	500.00	013800	0.8		1,800.00	011600	2.9
	1,000.00	000100	13.3		1,800.00	027600	5.3
	1,200.00	000100	20.5		1,850.00	000100	6.0
	1,300.00	000100	2.9		1,850.00	027600	9.6
	1,300.00	013600	6.6		2,000.00	000100	18.4
	1,350.00	021000	3.8		2,000.00	024500	0.5
	1,379.42	017200	2.3		2,000.00	027600	6.6
	1,450.00	000100	5.7		2,600.00	000100	5.9
	1,500.00	008200	1.1	Wtd. Avg. Base & Total Tons	1,751.24		108.8
	1,500.00	017800	7.9				
	1,550.00	000100	8.0	Other Red b/	200.00	000100	21.0
	1,550.00	013800	1.0		1,000.00	017400	2.6
	1,574.00	000100	3.6		1,750.00	000100	10.8
	1,574.14	000100	1.1		2,000.00	000100	3.3
	1,591.31	017200	6.6	Wtd. Avg. Base & Total Tons	856.76		37.7
	1,600.00	000100	9.9				
	1,650.00	000100	1.1	DISTRICT 17			
	1,700.00	000100	4.6	WINE GRAPES (WHITE)			
	1,700.00	024500	8.2	Albarino	650.00	000100	447.9
	1,750.00	000100	5.9		670.00	000100	129.2
	1,800.00	000100	32.4		700.00	000100	284.9
	1,800.00	024500	43.6		900.00	000100	2.8
	1,850.00	000100	2.3		1,000.00	000100	76.9
	1,950.00	000100	5.3	Wtd. Avg. Base & Total Tons	697.20		941.7
	1,950.00	024500	16.2				
	2,000.00	000100	7.8	Chardonnay *	175.00	000100	22.4
	2,000.00	020800	3.0		225.00	000100	58.1
	2,400.00	011100	1.9		250.00	038300	54.1
	3,500.00	017400	1.3		450.00	000100	240.0
Wtd. Avg. Base & Total Tons	1,644.07		228.7		500.00	000100	265.4
					516.08	000100	435.7
Tannat	1,700.00	000100	2.6		525.00	000100	829.2
	1,774.35	000100	0.8		550.00	000100	653.4
Wtd. Avg. Base & Total Tons	1,717.49		3.4		550.00	044490	193.7
					575.00	000100	149.2
Tempranillo *	500.00	013800	0.2		575.61	000100	189.4

TABLE 8: BASE PRICE PAID TO GROWERS FOR GRAPES CRUSHED AND DELIVERED TO CALIFORNIA PROCESSORS FROM THE 2017 CROP WITH BRIX FACTORS AND PURCHASED TONNAGE, BY TYPE, VARIETY, REPORTING DISTRICT WHERE GROWN, AND WEIGHTED AVERAGE BASE PRICE

District, Type, and Variety	Base Price	Brix	Tons	District, Type, and Variety	Base Price	Brix	Tons
	Per Ton	Factors			Per Ton	Factors	
	Dollars	Code a/			Dollars	Code a/	
DISTRICT 17 (Cont'd)							
Chardonnay * (Cont'd)	600.00	000100	5,612.9	Fiano	900.00	000100	2.1
	600.00	017000	133.8		1,200.00	000100	2.3
	600.00	044490	208.5	Wtd. Avg. Base & Total Tons	1,056.82		4.4
	606.36	007600	494.6				
	620.00	000100	370.8	Gewurztraminer	300.00	000100	549.9
	621.60	000100	457.2		600.00	000100	1,573.1
	650.00	000100	3,185.6		615.00	000100	600.0
	650.00	011300	199.6		620.00	000100	1,228.5
	650.00	013800	183.6		650.00	000100	122.3
	650.00	024500	41.1		650.00	032550	943.2
	650.00	032550	11,336.5		700.00	000100	585.0
	656.50	000100	315.8		725.00	000100	26.6
	667.00	000100	61.0		975.00	000100	3.2
	675.00	000100	182.2		1,000.00	000100	4.2
	676.70	000100	337.4		1,200.00	000100	4.2
	700.00	000100	3,526.1	Wtd. Avg. Base & Total Tons	598.07		5,640.2
	700.00	017600	2.7				
	713.02	000100	179.8	Grenache Blanc	1,500.00	000100	46.2
	725.00	000100	908.0	Wtd. Avg. Base & Total Tons	1,500.00		46.2
	725.00	019200	408.4				
	745.76	000100	368.9	Gruner Veltliner	580.00	000100	28.2
	750.00	000100	3,139.4		600.00	000100	35.9
	750.00	013800	0.5	Wtd. Avg. Base & Total Tons	591.20		64.1
	800.00	000100	106.7				
	810.00	000100	689.7	Muscat Blanc *	350.00	000100	12.7
	900.00	000100	430.5		420.00	000100	151.0
	952.75	000100	81.9		700.00	000100	147.1
	1,000.00	000100	2.7		1,050.00	000100	23.5
	1,000.00	017200	48.7	Wtd. Avg. Base & Total Tons	584.83		334.3
	1,100.00	000100	6.2				
	1,107.25	000100	1.0	Pinot Gris *	550.00	000100	68.2
	1,300.00	000100	13.7		575.00	000100	878.1
	1,313.25	000100	4.0		600.00	000100	4,353.4
	1,450.00	020800	1.3		615.00	000100	360.3
Wtd. Avg. Base & Total Tons	655.12		36,131.4		620.00	000100	3,135.1
					625.00	000100	2,663.1
Chenin Blanc	375.00	000100	2,710.6		625.00	042470	391.2
	387.50	000100	135.6		640.00	000100	473.8
	395.00	000100	481.6		645.00	000100	1,395.5
	400.00	000100	1,248.6		650.00	000100	1,302.1
	415.00	000100	1,042.6		650.00	042470	725.5
	425.00	000100	462.1		670.00	000100	472.1
	437.98	007600	776.2		700.00	000100	378.7
	440.00	000100	739.9		700.00	015500	360.1
	450	000100	1,104.0		750.00	009900	162.0
	450.00	013100	187.7		800.00	000100	295.2
	450.00	038210	246.3		850.00	000100	19.9
	475.00	000100	377.0		880.00	000100	62.8
	500.00	000100	741.9		911.56	000100	168.9
	500.00	009200	685.5		950.00	000100	5.1
	500.00	009900	410.1		950.00	013800	0.5
	550.00	000100	49.5		1,000.00	000100	97.7
	600.00	000100	791.8		1,025.00	000100	112.1
	600.00	008100	5.0		1,185.00	000100	328.9
	650.00	000100	430.1	Wtd. Avg. Base & Total Tons	646.61		18,210.3
	800.00	000100	1.6				
	900.00	000100	4.7	Sauvignon Blanc	450.00	000100	389.3
	900.00	011100	12.3		500.00	000100	408.9
	975.00	010700	10.0		525.00	000100	2,819.8
	1,100.00	000100	15.7		550.00	000100	454.9
	1,107.25	000100	1.0		565.00	000100	3,546.1
	1,200.00	000100	13.2		570.00	000100	2,040.1
	1,200.00	009100	2.7		575.00	000100	42.3
	1,200.00	013100	2.8		620.00	000100	415.7
	1,250.00	000100	6.3		750.00	000100	5.0
	1,275.00	006870	4.2		775.00	000100	82.9
	1,313.25	000100	4.3		800.00	000100	34.0
Wtd. Avg. Base & Total Tons	449.76		12,704.9		825.00	000100	72.1
					900.00	011600	2.5
Cortese	550.00	000100	15.1		1,050.00	000100	12.1
	570.00	000100	27.4		1,200.00	000100	7.4
Wtd. Avg. Base & Total Tons	562.89		42.5	Wtd. Avg. Base & Total Tons	555.23		10,333.1

TABLE 8: BASE PRICE PAID TO GROWERS FOR GRAPES CRUSHED AND DELIVERED TO CALIFORNIA PROCESSORS FROM THE 2017 CROP WITH BRIX FACTORS AND PURCHASED TONNAGE, BY TYPE, VARIETY, REPORTING DISTRICT WHERE GROWN, AND WEIGHTED AVERAGE BASE PRICE

District, Type, and Variety	Base Price	Brix	Tons	District, Type, and Variety	Base Price	Brix	Tons
	Per Ton	Factors			Per Ton	Factors	
	Dollars	Code a/			Dollars	Code a/	
DISTRICT 17 (Cont'd)					800.00	000100	682.2
Semillon	465.00	000100	235.9		850.00	000100	142.6
	470.00	000100	596.3		875.00	000100	285.9
Wtd. Avg. Base & Total Tons	468.58		832.2		950.00	025100	50.8
					1,000.00	000100	98.9
Symphony	415.00	000100	41.1		1,050.00	000100	410.6
	700.00	000100	2.0		1,150.00	021600	5.8
Wtd. Avg. Base & Total Tons	428.23		43.1		1,200.00	000100	18.7
					1,200.00	021600	3.3
Verdejo	800.00	010700	4.1		1,200.00	024500	25.7
Wtd. Avg. Base & Total Tons	800.00		4.1		1,400.00	021600	1.3
					1,416.25	000100	1.0
Verdelho	600.00	000100	166.5		1,425.00	020800	4.3
Wtd. Avg. Base & Total Tons	600.00		166.5		1,611.14	021200	16.6
					1,622.25	000100	2.0
Viognier	220.00	000100	8.2	Wtd. Avg. Base & Total Tons	840.26		2,540.6
	250.00	038300	295.4	Ciliegiolo	2,000.00	000100	1.0
	450.00	000100	46.6	Wtd. Avg. Base & Total Tons	2,000.00		1.0
	570.00	000100	642.6				
	600.00	000100	599.3	Cinsaut *	1,250.00	000100	7.2
	600.00	070454	161.4	Wtd. Avg. Base & Total Tons	1,250.00		7.2
	620.00	000100	312.5				
	700.00	000100	16.2	Dolcetto	1,400.00	000100	2.8
	725.00	000100	211.8		1,475.00	017200	2.0
Wtd. Avg. Base & Total Tons	1,100.00	000100	5.2	Wtd. Avg. Base & Total Tons	1,431.25		4.8
	558.32		2,299.2				
White Riesling *	225.00	000100	214.8	Gamay (Napa) *	500.00	007600	169.4
	325.00	000100	149.9	Wtd. Avg. Base & Total Tons	1,000.00	009525	1.0
	500.00	000100	87.8		502.93		170.4
	520.00	000100	293.6	Grenache *	1,000.00	000100	6.5
	600.00	000100	220.0		1,200.00	000100	5.9
	600.00	013100	142.9		1,300.00	000100	5.2
	650.00	000100	3,783.5		1,458.21	000100	2.7
	665.00	000100	176.5	Wtd. Avg. Base & Total Tons	1,195.92		20.3
	800.00	000100	2.5				
Wtd. Avg. Base & Total Tons	609.29		5,071.5	Malbec	700.00	000100	30.4
					875.00	000100	49.4
Other White b/	550.00	000100	23.1	Wtd. Avg. Base & Total Tons	1,517.25	021200	14.2
	570.00	000100	49.8		915.43		94.0
	600.00	000100	8.1				
Wtd. Avg. Base & Total Tons	567.30		81.0	Merlot	400.00	059590	401.4
					450.00	000100	68.3
WINE GRAPES (RED)					475.00	000100	147.9
Aglianico	1,519.25	000100	1.5		500.00	000100	649.3
	1,575.00	017200	1.8		500.00	020800	165.9
	2,075.00	000100	0.6		520.00	067605	23.4
Wtd. Avg. Base & Total Tons	1,630.48		3.9		525.00	000100	187.3
					575.00	000100	175.4
Barbera	925.00	020800	3.8		585.00	023000	184.5
	1,000.00	020800	1.0		600.00	000100	1,897.1
	1,300.00	000100	7.8		617.97	017000	492.9
	1,350.00	000100	3.3		700.00	000100	317.3
	1,375.00	000100	1.0		750.00	000100	102.5
	1,400.00	000100	3.4		775.00	000100	1,473.2
	1,433.42	000100	3.3		850.00	000100	217.4
	1,475.00	011800	4.2		1,500.00	021600	6.3
Wtd. Avg. Base & Total Tons	1,301.09		27.8	Wtd. Avg. Base & Total Tons	624.61		6,510.1
Cabernet Franc	650.00	000100	66.5	Mourvedre *	1,400.00	020800	0.3
	1,200.00	000100	10.7		1,428.05	000100	2.4
	1,200.00	021500	4.5		1,500.00	013100	2.2
	1,350.00	000100	2.0	Wtd. Avg. Base & Total Tons	1,458.64		4.9
	1,375.00	000100	4.5				
	1,400.00	000100	4.1	Nebbiolo	1,200.00	020800	3.5
	1,550.00	000100	10.2		1,375.00	000100	0.1
	2,250.00	024800	2.5		1,475.00	017200	2.1
Wtd. Avg. Base & Total Tons	928.83		105.0	Wtd. Avg. Base & Total Tons	1,304.39		5.7
Cabernet Sauvignon	600.00	000100	22.0	Petit Verdot	1,400.00	021600	1.8
	650.00	000100	584.2		1,500.00	000100	5.0
	775.00	000100	184.7		1,500.00	020800	2.6

TABLE 8: BASE PRICE PAID TO GROWERS FOR GRAPES CRUSHED AND DELIVERED TO CALIFORNIA PROCESSORS FROM THE 2017 CROP WITH BRIX FACTORS AND PURCHASED TONNAGE, BY TYPE, VARIETY, REPORTING DISTRICT WHERE GROWN, AND WEIGHTED AVERAGE BASE PRICE

District, Type, and Variety	Base Price	Brix	Tons	District, Type, and Variety	Base Price	Brix	Tons
	Per Ton	Factors			Per Ton	Factors	
	Dollars	Code a/			Dollars	Code a/	
DISTRICT 17 (Cont'd)					1,408.79	000100	1.9
Petit Verdot (Cont'd)	1,800.00	000100	2.0	Wtd. Avg. Base & Total Tons	1,286.69		8.7
Wtd. Avg. Base & Total Tons	1,536.84		11.4	Tempranillo *	700.00	000100	122.3
Petite Sirah	250.00	000100	7.0		875.00	000100	132.2
	270.00	000100	258.2		1,000.00	020800	6.8
	550.00	000100	97.9		1,325.00	020800	4.7
	650.00	000100	110.2		1,350.00	000100	4.8
	650.00	067922	3,225.3		1,433.11	000100	4.2
	660.00	067607	720.0		1,450.00	000100	4.2
	700.00	000100	164.6		1,475.00	011800	2.8
	750.00	000100	49.6		1,575.00	017200	1.3
	800.00	000100	110.3		1,650.00	000100	5.5
	865.00	000100	265.9		2,000.00	000100	2.2
	867.33	000100	589.5	Wtd. Avg. Base & Total Tons	867.88		291.0
	873.00	000100	69.2	Teroldego	700.00	000100	85.6
	875.00	000100	505.2		700.00	066123	467.0
	875.00	052025	242.1		715.00	067605	158.1
	925.00	000100	54.0		1,300.00	000100	5.5
	925.00	052025	45.4		1,325.00	020800	0.6
	950.00	000100	370.7		1,350.00	000100	8.6
	950.00	023000	298.0		1,375.00	000100	1.0
	975.00	000100	255.8		1,475.00	011800	4.5
	1,000.00	000100	286.3		1,475.00	017200	3.1
	1,000.00	020800	1.4		1,975.00	000100	1.2
	1,050.00	025430	96.2	Wtd. Avg. Base & Total Tons	726.84		735.2
	1,100.00	000100	19.9	Zinfandel	250.00	000100	220.5
	1,200.00	000100	89.4		277.75	000100	351.9
	1,200.00	023000	29.2		300.00	000100	1,931.0
	1,300.00	021600	5.6		300.00	009100	632.0
	1,400.00	000100	47.1		400.00	007600	416.9
	1,400.00	024800	6.0		1,200.00	000100	4.1
	1,475.00	011800	1.8		1,400.00	000100	4.7
	1,575.00	020800	2.1	Wtd. Avg. Base & Total Tons	308.90		3,561.1
Wtd. Avg. Base & Total Tons	3,650.00	000100	76.2	Other Red b/	350.00	000100	66.0
	785.19		8,100.1	Wtd. Avg. Base & Total Tons	350.00		66.0
Pinot Noir	600.00	000100	149.9				
	643.04	000100	24.6				
	650.00	000100	1,114.7				
	700.00	000100	297.9				
	700.00	021000	1.0				
	700.00	067225	198.9				
	700.00	067230	152.0				
	700.00	067425	11,988.8				
	707.14	000100	336.2				
	725.00	000100	615.4				
	745.89	000100	177.0				
	750.00	000100	1,212.6				
	750.00	002600	667.8				
	750.00	067485	140.3				
	800.00	000100	733.8				
	815.00	000100	354.3				
	825.00	000100	304.9				
	850.00	000100	574.4				
	850.00	059590	354.3				
	900.00	000100	518.0				
	1,000.00	000100	593.9				
	1,100.00	023000	301.1				
	1,200.00	000100	70.9				
Wtd. Avg. Base & Total Tons	737.54		20,882.7				
Primitivo	1,400.00	000100	6.0				
	1,475.00	017200	2.8				
Wtd. Avg. Base & Total Tons	1,423.86		8.8				
Syrah *	625.00	000100	622.7				
	1,200.00	000100	4.9				
	1,400.00	000100	4.5				
Wtd. Avg. Base & Total Tons	634.97		632.1				
Tannat	1,225.00	000100	5.3				
	1,350.00	000100	1.5				

* Synonyms for variety names are shown on Page 5.

a/ See code descriptions in Table 8 - Supplement: 2017 Brix Adjustment Factors.

b/ Other categories include minor and mixed varieties.

c/ Price basis per Degree Brix.

d/ Price per Degree Brix not included in weighted average base price.

TABLE 8 - SUPPLEMENT: 2017 BRIX ADJUSTMENT FACTORS

The following Brix adjustment factors are on a per degree Brix basis and are normally calculated to a tenth of a degree, and are cumulative unless otherwise indicated. Most processors, however, indicate maximum and/or minimum Brix acceptance limits. Grapes testing above or below these limits may be subject to price renegotiation, acceptance for use other than for table wine, or rejection by the processors. Discounts for high sugar apply to both base price and bonus unless otherwise stated. There are factors other than Brix, such as material other than grapes (MOG), defects, weight loss in late harvest grapes, and sugar/acid ratios that affect grape prices. These were not considered in this presentation, unless otherwise stated, but were considered in arriving at weighted average prices.

<u>Category</u>	<u>Code</u>	<u>Description</u>	<u>Category</u>	<u>Code</u>	<u>Description</u>
PREMIUM OR PEN	000100	No max. or min.		011200	Acceptable limits 20-24.5
	000200	Min. acceptance 10		011300	Acceptable limits 20-25
	000600	Min. acceptance 17		011350	Acceptable limits 20-25.5
	000700	Min. acceptance 17.5		011400	Acceptable limits 20-26
	000800	Min. acceptance 18		011500	Acceptable limits 20-27
	000900	Min. acceptance 18.5		011600	Acceptable limits 20-28
	001000	Min. acceptance 19		011700	Acceptable limits 20-29
	001100	Min. acceptance 19.2		011800	Acceptable limits 20-30
	001300	Min. acceptance 19.5		012200	Acceptable limits 20.5-22
	001400	Min. acceptance 20		012500	Acceptable limits 20.5-23.5
	001600	Min. acceptance 20.5		012550	Acceptable limits 20.5-24
	001700	Min. acceptance 21		012610	Acceptable limits 20.5-25
	001900	Min. acceptance 22		012630	Acceptable limits 20.5-27
	002000	Min. acceptance 22.5		012900	Acceptable limits 21-22
	002200	Min. acceptance 23		013100	Acceptable limits 21-23
	002300	Min. acceptance 23.5		013200	Acceptable limits 21-23.5
	002600	Min. acceptance 24		013400	Acceptable limits 21-24
	002900	Min. acceptance 24.5		013500	Acceptable limits 21-24.5
	003010	Min. acceptance 24.7		013600	Acceptable limits 21-25
	003100	Min. acceptance 25		013700	Acceptable limits 21-25.5
	003150	Min. acceptance 25.5		013800	Acceptable limits 21-26
	003200	Min. acceptance 26		013900	Acceptable limits 21-26.5
	003400	Min. acceptance 27		014000	Acceptable limits 21-27
	004050	Max. acceptance 24		014100	Acceptable limits 21-28
	004210	Max. acceptance 26		014400	Acceptable limits 21-29
	004270	Max. acceptance 30		014500	Acceptable limits 21-30
	004495	Acceptable limits 14-16		015200	Acceptable limits 21.5-22.5
	004496	Acceptable limits 14.5-16.5		015300	Acceptable limits 21.5-23
	004500	Acceptable limits 14-17		015500	Acceptable limits 21.5-23.5
	004900	Acceptable limits 15-18		015700	Acceptable limits 21.5-24
	005600	Acceptable limits 16-20		015800	Acceptable limits 21.5-24.5
	006300	Acceptable limits 17-19		015900	Acceptable limits 21.5-25
	006500	Acceptable limits 17-21		016000	Acceptable limits 21.5-25.5
	006650	Acceptable limits 17-22		016310	Acceptable limits 21.5-27.5
	006800	Acceptable limits 17-23		016335	Acceptable limits 21.5 - 28
	006830	Acceptable limits 17-24		016775	Acceptable limits 22-22.5
	006870	Acceptable limits 17-28		016800	Acceptable limits 22-23
	007500	Acceptable limits 18-19		016900	Acceptable limits 22-23.5
	007600	Acceptable limits 18-20		017000	Acceptable limits 22-24
	007800	Acceptable limits 18-21		017100	Acceptable limits 22-24.5
	007900	Acceptable limits 18-22		017200	Acceptable limits 22-25
	008000	Acceptable limits 18-23		017400	Acceptable limits 22-26
	008100	Acceptable limits 18-24		017500	Acceptable limits 22-26.5
	008150	Acceptable limits 18-24.5		017600	Acceptable limits 22-27
	008200	Acceptable limits 18-25		017800	Acceptable limits 22-28
	008300	Acceptable limits 18-26		017900	Acceptable limits 22-29
	008303	Acceptable limits 18-28		018000	Acceptable limits 22-30
	008305	Acceptable limits 18 - 30		018050	Acceptable limits 22-32
	008500	Acceptable limits 18.5-21		018100	Acceptable limits 22-35
	008900	Acceptable limits 19-20		018381	Acceptable limits 22.2-25
	009000	Acceptable limits 19-21		018750	Acceptable limits 22.5-23.2
	009050	Acceptable limits 19-21.5		018800	Acceptable limits 22.5-23.5
	009100	Acceptable limits 19-22		018900	Acceptable limits 22.5-24
	009200	Acceptable limits 19-22.5		019000	Acceptable limits 22.5-24.5
	009300	Acceptable limits 19-23		019100	Acceptable limits 22.5-25
	009400	Acceptable limits 19-24		019200	Acceptable limits 22.5-25.5
	009450	Acceptable limits 19-24.5		019300	Acceptable limits 22.5-26
	009500	Acceptable limits 19-25		019400	Acceptable limits 22.5-26.5
	009510	Acceptable limits 19-25.5		019500	Acceptable limits 22.5-27
	009520	Acceptable limits 19-26		019600	Acceptable limits 22.5-28
	009525	Acceptable limits 19-27		019650	Acceptable limits 22.5-29
	009530	Acceptable limits 19-28		020200	Acceptable limits 22.8-25
	009550	Acceptable limits 19-30		020400	Acceptable limits 22.8-26
	009670	Acceptable limits 19.5-21		020500	Acceptable limits 23-23.5
	009700	Acceptable limits 19.5-21.5		020600	Acceptable limits 23-24
	009900	Acceptable limits 19.5-22.5		020620	Acceptable limits 23-24.2
	010100	Acceptable limits 19.5-23.5		020700	Acceptable limits 23-24.5
	010110	Acceptable limits 19.5-24		020800	Acceptable limits 23-25
	010600	Acceptable limits 20-21		020900	Acceptable limits 23-25.5
	010700	Acceptable limits 20-22		021000	Acceptable limits 23-26
	010800	Acceptable limits 20-22.5		021100	Acceptable limits 23-26.5
	010900	Acceptable limits 20-23		021200	Acceptable limits 23-27
	011100	Acceptable limits 20-24		021300	Acceptable limits 23-27.5

TABLE 8 - SUPPLEMENT: 2017 BRIX ADJUSTMENT FACTORS

The following Brix adjustment factors are on a per degree Brix basis and are normally calculated to a tenth of a degree, and are cumulative unless otherwise indicated. Most processors, however, indicate maximum and/or minimum Brix acceptance limits. Grapes testing above or below these limits may be subject to price renegotiation, acceptance for use other than for table wine, or rejection by the processors. Discounts for high sugar apply to both base price and bonus unless otherwise stated. There are factors other than Brix, such as material other than grapes (MOG), defects, weight loss in late harvest grapes, and sugar/acid ratios that affect grape prices. These were not considered in this presentation, unless otherwise stated, but were considered in arriving at weighted average prices.

<u>Category</u>	<u>Code</u>	<u>Description</u>	<u>Category</u>	<u>Code</u>	<u>Description</u>
PREMIUM OR PEN (Cont'd)	021500	Acceptable limits 23-28		032550	Premiums paid
	021600	Acceptable limits 23-29	16-19 BRIX	033295	No premium; -10% below
	021800	Acceptable limits 23-30	16.5 BRIX	033625	-10% below, +10% above to 17.5, min. 15.5
	022000	Acceptable limits 23-35		033690	+10% above to 18, -10% below, acceptable limits 15-20
	022470	Acceptable limits 23.4-25	17-19 BRIX	033990	No premium; -10% below
	022500	Acceptable limits 23.5-24	18-19 BRIX	034970	No premium; -10% below
	022600	Acceptable limits 23.5-24.5	18-20 BRIX	035410	+5% above to 40
	022700	Acceptable limits 23.5-25	19 BRIX	037407	+\$20 above to 22
	022800	Acceptable limits 23.5-25.5	19-21 BRIX	037435	No premium; -10% below
	022900	Acceptable limits 23.5-26	19-21.5 BRIX	037445	No premium; -10% below
	023000	Acceptable limits 23.5-26.5	19.5-21.5 BRIX	038200	No premium; -10% below
	023100	Acceptable limits 23.5-27	19.5-22 BRIX	038210	No premium; -10% below
	023200	Acceptable limits 23.5-27.5	20 BRIX	038300	No premium; -5% below
	023400	Acceptable limits 23.5-28	20.5-22.5 BRIX	040770	No premium; -2% above or below
	023500	Acceptable limits 23.5-28.5	21-22 BRIX	042470	No premium; -10% below
	024050	Acceptable limits 23.8-27	21-23 BRIX	042690	No premium; -2% above or below
	024145	Acceptable limits 23.9-26		042950	No premium; -15% above or below
	024148	Acceptable limits 23.9-26.9	21.5-22.5 BRIX	044270	No premium; -2% above or below
	024200	Acceptable limits 24-24.5	21.5-23 BRIX	044450	No premium; -10% below
	024300	Acceptable limits 24-25	21.5-23.5 BRIX	044480	No premium; -2% above or below
	024400	Acceptable limits 24-25.5		044490	No premium; -10% below
	024500	Acceptable limits 24-26	21.5-24 BRIX	045250	No premium; -10% below
	024600	Acceptable limits 24-26.5	21.5-24.5 BRIX	045266	No premium; -10% above or below
	024670	Acceptable limits 24-45	22 BRIX	046000	No premium; -10% below
	024800	Acceptable limits 24-27		048120	+10% above, max \$25
	025000	Acceptable limits 24-27.5	22-22.5 BRIX	048170	No premium; -2% above or below
	025100	Acceptable limits 24-28	22-23 BRIX	048180	No premium; -10% below
	025300	Acceptable limits 24-29	22-23.4 BRIX	048450	No premium; -2% above or below
	025400	Acceptable limits 24-30	22-23.5 BRIX	048470	No premium; -10% below
	025430	Acceptable limits 24-31	22-24 BRIX	048594	No premium; -2% above or below
	025450	Acceptable limits 24-32		048600	No premium; -10% below
	026400	Acceptable limits 24.5-25	22-28 BRIX	052015	Base 24-25, +10% min/max 22-28
	026500	Acceptable limits 24.5-25.5	22-35 BRIX	052025	Bonus above; deductions below
	026700	Acceptable limits 24.5-26	22.5 BRIX	052500	No premium; -10% below
	026800	Acceptable limits 24.5-26.5		053750	+10% above, max \$25
	026900	Acceptable limits 24.5-27	22.5-23.5 BRIX	054495	No premium; -10% below
	027100	Acceptable limits 24.5-28	22.5-24 BRIX	054575	No premium; -10% below
	027150	Acceptable limits 24.5-30	22.5-24.5 BRIX	054870	No premium; -2% above or below
	027310	Acceptable limits 24.8-30	23 BRIX	056900	No premium; -10% below
	027500	Acceptable limits 25-26		057600	No premium; -10% below, acceptable limits 22-26
	027560	Acceptable limits 25-26.5		058663	+10% above to 24.5
	027600	Acceptable limits 25-27		058664	+10% above, max \$25
	027800	Acceptable limits 25-28		058666	+10% above, max \$35
	027850	Acceptable limits 25-28.5	23-24 BRIX	058780	No premium; -10% below
	028000	Acceptable limits 25-29		059510	+5% above to 40, min 22.5
	028100	Acceptable limits 25-30		059521	+5% above, -10% below, min. 22.5
	028750	Acceptable limits 25.5-26.5		059528	+5% above to 26, -10% below, min. 22.5
	028800	Acceptable limits 25.5-27	23-24.5 BRIX	059590	No premium; -10% below
	028840	Acceptable limits 25.5-28.5	23-25 BRIX	059693	No premium; -2% above or below
	028910	Acceptable limits 25.8-26		059700	No premium; -10% below
	029050	Acceptable limits 26-27		060410	+\$10 above to 25.5
	029105	Acceptable limits 26-27.6		060412	+\$10 above to 25.5, -\$10 below
	029125	Acceptable limits 26-28	23-25.5 BRIX	060455	+\$10 above
	029150	Acceptable limits 26-28.5	23-27 BRIX	060905	No premium; -10% above or below
	029200	Acceptable limits 26-29	23.5 BRIX	061300	No premium; -10% below
	029300	Acceptable limits 26-30		062414	+10% above, max \$25
	029400	Acceptable limits 26-31		062416	+10% above, max \$30
	029500	Acceptable limits 26-32		062429	+\$15 above to 24.5
	029712	Acceptable limits 26.5-27.5		062435	+\$20 to 25.5
	029778	Acceptable limits 26.8-27.5	23.5-24.5 BRIX	062590	No premium; -10% below
	029780	Acceptable limits 27-28		063452	+\$10 above to 25.5
	029800	Acceptable limits 27-29	23.5-25 BRIX	063590	No premium; -2% above or below
	030400	Acceptable limits 28-32		063600	No premium; -10% below
	030610	Acceptable limits 28-36		063800	No premium; -10% below, min. 23.0
	030900	Acceptable limits 30-35		064005	+\$10 above to 25.5, min 23
	030940	Acceptable limits 30-40	23.5-25.5 BRIX	064047	No premium; -2% above or below
	031000	Acceptable limits 31-35		064346	+\$10 above
	031140	Acceptable limits 31-46		064347	+\$10 above, min. 23
	031160	Acceptable limits 32-36		064350	+5% above to 26, -10% below, min 23
	031525	Acceptable limits 34-36	23.5-26 BRIX	064405	No premium; -\$100/ton per degree below
	031700	Acceptable limits 35-45	24 BRIX	064800	No premium; -10% below
	032080	Acceptable limits 41-43		064980	No premium; -10% below, acceptable limits 23-27
SPECIAL CLASS	032200	Per degree brix		066123	+5% above to 26

TABLE 8 - SUPPLEMENT: 2017 BRIX ADJUSTMENT FACTORS

The following Brix adjustment factors are on a per degree Brix basis and are normally calculated to a tenth of a degree, and are cumulative unless otherwise indicated. Most processors, however, indicate maximum and/or minimum Brix acceptance limits. Grapes testing above or below these limits may be subject to price renegotiation, acceptance for use other than for table wine, or rejection by the processors. Discounts for high sugar apply to both base price and bonus unless otherwise stated. There are factors other than Brix, such as material other than grapes (MOG), defects, weight loss in late harvest grapes, and sugar/acid ratios that affect grape prices. These were not considered in this presentation, unless otherwise stated, but were considered in arriving at weighted average prices.

<u>Category</u>	<u>Code</u>	<u>Description</u>	<u>Category</u>	<u>Code</u>	<u>Description</u>
24-25 BRIX	066540	No premium; -10% below			
	067170	+ \$10 above, acceptable limits 23-25.5			
24-25.5 BRIX	067180	No premium; -10% below, min. 23			
	067190	No premium; -10% below, min 23.5			
	067225	No premium; -15% below, min. 23.5			
	067230	No premium; -15% below, acceptable limits 23.5-40			
	067408	+5% above to 26, -10% below, min. 23.5			
	067425	+5% above to 30, min. 23			
24-26 BRIX	067485	No premium; -2% above or below			
	067550	No premium; -10% below			
	067601	+5% above, -10% below, min 22.5			
	067603	+5% above			
	067604	+5% above, min. 23.5			
	067605	+5% above, -10% below			
	067606	+5% above, -10% below, min. 23			
	067607	+5% above, -10% below, min. 23.5			
	067901	+5% above to 27, -10% below			
	067910	+5% above to 29.5, -10% below			
	067918	+5% above to 29			
	067920	+5% above, min. 23			
	067921	+5% above to 30, -10% below			
	067922	+5% above to 29, -10% below			
24-26.5 BRIX	067947	+5% above, -10% below			
24.1-25.5 BRIX	068170	No premium; -2% above or below			
24.5 BRIX	069206	+10% above to 40, min. 24			
24.5-25.5 BRIX	069227	No premium; -2% above or below			
	069235	No premium; -10% below, min 23			
24.5-26.5 BRIX	069445	No premium; -2% above or below			
	069472	+10% above to 40, min. 24			
	069473	+5% above to 30, -10% below, min 24			
	069476	+5% above, -10% below			
	069478	+5% above, -10% below, min. 24			
25 BRIX	069510	No premium, 5% above or below			
	070231	+10% above to 26			
25-27 BRIX	070430	No premium; -2% above or below			
	070450	No premium; -10% above or below			
	070453	+5% above, min. 24			
	070454	+5% above, -10% below, min. 24			
	070457	+5% above			
25.5-27.5 BRIX	070512	No premium; -2% above or below			
	070513	+10% above 27.5			
26 BRIX	070530	No premium, 5% above or below			
	070531	No premium, 3% above and below			
	070550	+10% above			
26.5 BRIX	070587	+10% above, max 20%			
26.5-27.5 BRIX	070592	No premium; -2% above or below			
27 BRIX	070657	+3% above, acceptable limits 26-40			
28.0 BRIX	070741	+\$500 above, acceptable limits 24-40			
	070742	+\$500 above, acceptable limits 26-40			
	070627	+4% above, acceptable limits 25-30			
	070635	+4% above			
28.0 BRIX	070730	+5% above; min. 23			
28.5 BRIX	070746	+10% above			

**TABLE 9: TONS OF GRAPES CRUSHED TO GROWERS' ACCOUNTS BY CALIFORNIA PROCESSORS
FROM THE 2017 CROP BY TYPE, VARIETY, AND REPORTING DISTRICT WHERE GROWN, WITH COMPARISONS**

Type and Variety	11	12	13	14	15	16	17	2017 State Total	2016 State Total
	Tons								
RAISIN GRAPES:									
Thompson Seedless	0.0	0.0	0.0	5.7	0.0	0.0	0.0	5.7	2.0
Total Raisin	0.0	0.0	0.0	5.7	0.0	0.0	0.0	5.7	2.0
TABLE GRAPES:									
Other Table 1/	2.1	0.0	0.0	0.0	0.0	0.0	0.0	2.1	0.0
Total Table	2.1	0.0	0.0	0.0	0.0	0.0	0.0	2.1	0.0
WINE GRAPES (WHITE):									
Albarino	14.5	0.0	0.0	0.0	0.0	0.0	0.0	48.1	46.3
Arneis	0.0	0.0	0.0	0.0	0.0	0.0	0.0	1.1	1.2
Chardonnay *	1,107.6	0.0	121.5	0.0	14.0	2.4	583.3	5,734.0	7,476.7
Chenin Blanc	0.0	0.0	0.0	0.0	0.0	0.0	0.0	22.1	16.9
Fiano	0.0	0.0	0.0	0.0	0.0	5.3	0.0	6.4	4.7
French Colombard	0.0	0.0	0.0	0.0	0.0	0.0	0.0	27.9	17.6
Gewurztraminer	0.0	0.0	0.0	0.0	0.0	0.0	0.0	150.3	118.4
Grenache Blanc	22.9	0.0	0.0	0.0	0.0	0.0	0.0	43.1	9.6
Gruener Veltliner	0.0	0.0	0.0	0.0	0.0	0.0	0.0	4.8	6.0
Marsanne	0.0	0.0	0.3	0.0	0.0	0.0	0.0	49.8	9.4
Moscato Gaillo *	0.0	0.0	0.0	0.0	0.0	0.0	0.0	0.5	1.6
Muscat Blanc *	3.4	0.0	0.0	0.0	0.0	13.8	0.0	234.1	299.5
Muscat Orange	0.0	0.0	0.0	0.0	0.0	0.0	0.0	55.7	37.5
Muscat of Alexandria	7.3	0.0	0.0	0.0	0.0	0.0	0.0	8.2	1.1
Picpoul Blanc	0.0	0.0	0.0	0.0	0.0	0.0	0.0	1.0	1.0
Pinot Blanc	0.0	0.0	0.0	0.0	0.0	0.0	0.0	33.2	19.2
Pinot Gris *	2.1	39.1	0.0	0.0	0.6	0.0	0.0	242.8	124.3
Roussanne	0.0	0.0	0.3	0.0	0.0	0.0	0.0	100.8	71.5
Sauvignon Blanc	99.7	9.1	0.0	3.6	19.6	14.6	0.0	1,274.8	1,135.0
Semillon	0.0	0.0	0.0	0.0	0.0	0.0	0.0	7.9	2.5
Verdejo	13.8	0.0	0.0	0.0	0.0	0.0	0.0	30.4	1.9
Verdelho	4.2	0.0	0.0	0.0	0.0	0.0	0.0	7.3	0.0
Vermintino *	0.0	0.0	0.0	0.0	0.0	0.0	0.0	4.4	13.8
Viognier	0.0	0.0	1.2	2.0	5.2	7.3	0.0	166.3	261.5
White Riesling *	1.3	0.0	0.0	0.0	0.0	13.0	0.0	152.0	149.3
Other White 1/	0.0	0.0	0.0	0.0	0.0	0.0	0.0	2.4	5.0
Total White	1,276.8	48.2	123.3	5.6	39.4	56.4	583.3	8,409.4	9,831.5
WINE GRAPES (RED):									
Aglianico	5.3	0.0	0.0	0.0	0.0	4.4	0.0	10.2	6.7
Alicante Bouschet *	0.0	0.0	0.0	0.0	0.0	0.0	0.0	0.4	0.5
Barbera	3.6	0.0	0.0	0.0	0.0	15.2	4.0	225.8	366.3
Blaufraenkisch *	0.0	0.0	0.0	0.0	0.0	0.0	0.0	0.0	1.0
Cabernet Franc	4.4	0.0	0.0	1.2	9.6	0.0	0.0	375.9	457.4
Cabernet Sauvignon	535.3	25.1	164.0	99.5	56.2	32.8	0.0	13,843.5	11,219.7
Carignane	1.0	0.0	0.0	0.0	0.0	0.0	0.0	29.6	10.4
Charbono	5.6	0.0	0.0	0.0	0.0	0.0	0.0	16.4	0.0
Cinsaut *	0.0	0.0	0.0	0.0	0.0	0.0	0.0	0.5	0.0
Counoise	0.0	0.0	0.0	0.0	0.0	0.5	0.0	1.5	1.1
Dolcetto	0.0	0.0	0.0	0.0	0.0	0.0	0.0	2.2	4.6
Gamay (Napa) *	0.0	0.0	0.0	0.0	0.0	0.0	0.0	112.8	104.8
Gamay Noir Au Jus Blanc	0.0	0.0	0.0	0.0	0.0	0.0	0.0	0.0	4.2
Graciano	0.0	0.0	0.0	0.0	0.0	0.0	0.0	0.0	1.1
Grenache *	2.1	0.0	46.9	0.0	12.2	4.4	0.0	497.4	367.3
Lagrein	0.0	0.0	0.0	0.0	0.0	0.0	0.0	51.0	27.0
Malbec	4.4	40.8	0.0	3.7	6.2	2.6	0.0	540.8	761.2
Merlot	95.2	0.0	0.0	5.9	17.1	18.7	0.0	3,638.0	3,617.3
Meunier *	0.0	0.0	0.0	0.0	0.0	0.0	0.0	4.3	1.8
Montepulciano	0.0	0.0	0.0	0.0	0.0	0.0	0.0	0.0	3.9
Mourvedre *	4.3	0.0	0.0	0.0	2.0	0.2	0.0	58.2	86.0
Nebbiolo	0.0	0.0	0.0	0.0	0.0	0.0	0.0	12.9	7.1
Negrette *	0.0	0.0	0.0	0.0	0.0	0.0	0.0	2.6	0.0
Nero D'Avola *	0.0	1.0	0.0	0.0	1.2	0.0	0.0	2.2	0.0
Petit Verdot	11.6	88.8	0.0	0.0	2.7	0.0	0.0	319.3	755.7
Petite Sirah	18.0	0.0	0.0	0.2	1.4	14.6	45.2	1,632.5	2,111.2
Pinot Noir	1.9	0.0	0.0	4.6	3.6	0.0	0.0	3,732.6	2,734.2
Pinotage	8.3	0.0	0.0	0.0	0.0	0.0	0.0	18.7	13.4
Primitivo	0.0	0.0	0.0	0.0	0.0	0.0	0.0	41.8	66.9
Refosco *	0.0	0.0	0.0	0.0	0.0	0.0	0.0	1.1	0.0
Rubired *	0.0	0.0	83.8	0.0	0.0	0.0	0.0	83.8	0.0
Ruby Cabernet	0.0	26.7	0.0	0.0	0.0	0.0	0.0	26.7	0.0
Sagrantino	0.0	0.0	0.0	0.0	0.0	0.0	0.0	4.0	4.5
Sangiovese *	0.0	0.0	0.0	0.0	2.3	3.7	0.0	140.8	117.7
Souzao	0.0	0.0	68.0	0.0	0.0	0.0	0.0	72.0	51.0
Syrah *	5.3	116.0	1.0	11.0	31.4	19.0	0.0	1,355.5	1,367.3
Tannat	0.0	0.0	0.0	0.0	0.0	0.0	0.0	5.4	27.4
Tempranillo *	23.5	0.0	0.0	0.0	1.0	1.9	0.0	282.0	209.1
Teroldego	13.9	41.3	0.0	0.0	0.0	6.0	0.0	61.2	187.6
Tinta Cao	0.0	0.0	0.0	0.0	0.0	0.0	0.0	3.3	0.0
Tinta Madeira	0.0	0.0	53.5	0.0	0.0	0.0	0.0	53.5	48.2
Touriga Nacional *	0.0	0.0	22.0	0.0	0.0	0.0	0.0	22.0	21.7
Trousseau *	0.0	0.0	0.0	0.0	0.0	0.0	0.0	0.0	5.5
Zinfandel	377.1	8.3	0.0	0.0	11.0	13.6	0.0	2,328.9	3,325.8
Other Red 1/	0.0	0.0	0.0	0.0	0.0	0.0	0.0	22.8	18.5
Total Red	1,120.8	348.0	439.2	126.1	157.9	137.6	49.2	29,634.1	28,115.1
TOTAL WINE	2,397.6	396.2	562.5	131.7	197.3	194.0	632.5	38,043.5	37,946.6
TOTAL ALL VARIETIES	2,399.7	396.2	562.5	137.4	197.3	194.0	632.5	38,051.3	37,948.6

* Synonyms for variety names are shown on Page 5.

1/ Other categories include minor and mixed varieties.

TABLE 10: WEIGHTED AVERAGE GROWER RETURNS PER TON DELIVERED BASIS NON-RELATED PURCHASE FOR WINE, CONCENTRATE, JUICE, VINEGAR, AND BEVERAGE BRANDY BY CALIFORNIA PROCESSORS FROM THE 2017 CROP BY TYPE, VARIETY, AND REPORTING DISTRICT WHERE GROWN, WITH COMPARISONS

Type and Variety	11	12	13	14	15	16	17	2017 State Total	2016 State Total
	Dollars								
WINE GRAPES (RED):									
Aglianico	700.00	1,200.00	1,500.00	0.00	0.00	867.44	1,630.48	1,495.08	1,519.29
Aleatico	0.00	0.00	0.00	0.00	0.00	2,542.00	0.00	2,659.28	2,539.69
Alicante Bouschet *	497.39	910.48	209.20	125.00	1,034.88	1,900.00	0.00	444.83	496.31
Barbera	624.80	874.06	314.79	264.92	0.00	1,580.39	1,298.33	376.22	364.92
Blaufraenkisch *	950.00	0.00	0.00	0.00	0.00	0.00	0.00	1,473.91	1,900.00
Cabernet Franc	554.12	1,200.00	417.70	0.00	1,170.51	1,560.20	908.86	2,965.86	2,619.79
Cabernet Sauvignon	699.92	507.10	383.36	289.70	543.73	1,521.56	894.61	1,572.41	1,500.58
Carignane	528.15	0.00	289.89	0.00	0.00	1,818.75	0.00	620.97	585.11
Carmenere	900.00	0.00	0.00	0.00	0.00	1,500.00	0.00	1,073.33	1,332.69
Carnelian	0.00	0.00	250.00	0.00	0.00	0.00	0.00	250.00	249.29
Centurian	0.00	0.00	358.96	0.00	0.00	0.00	0.00	358.96	386.13
Charbono	1,000.00	0.00	0.00	0.00	0.00	0.00	0.00	2,764.00	2,641.73
Ciliegiolo	0.00	1,200.00	0.00	0.00	0.00	0.00	2,000.00	1,340.35	1,297.37
Cinsaut *	1,194.31	0.00	0.00	0.00	0.00	1,804.59	1,250.00	1,671.14	1,679.26
Counoise	0.00	1,200.00	0.00	0.00	0.00	1,734.00	0.00	2,159.05	1,931.54
Dolcetto	802.81	0.00	0.00	0.00	0.00	1,000.00	1,431.25	1,596.09	1,629.22
Dornfelder	618.48	1,000.00	0.00	0.00	0.00	0.00	0.00	652.88	655.68
Durif	0.00	0.00	0.00	0.00	0.00	0.00	0.00	1,450.00	1,450.00
Freisa	0.00	0.00	0.00	0.00	0.00	0.00	0.00	2,440.00	858.33
Gamay (Napa) *	0.00	0.00	1,000.00	0.00	0.00	0.00	502.93	1,295.35	1,066.99
Gamay Noir Au Jus Blanc	0.00	0.00	0.00	0.00	0.00	0.00	0.00	2,393.76	2,055.84
Graciano	748.03	1,650.00	0.00	0.00	0.00	0.00	0.00	969.09	881.18
Grenache *	707.38	481.51	324.64	325.00	1,166.35	1,708.06	1,194.25	696.97	578.96
Grignolino	0.00	0.00	0.00	0.00	0.00	0.00	0.00	0.00	1,500.00
Lagrein	0.00	0.00	0.00	0.00	0.00	0.00	0.00	2,199.66	1,726.88
Malbec	674.11	557.55	480.22	0.00	1,397.44	1,537.59	915.43	1,084.44	1,026.92
Merlot	555.17	499.73	358.01	340.00	1,166.38	1,455.13	569.14	804.86	801.69
Meunier *	0.00	0.00	0.00	0.00	0.00	0.00	0.00	2,200.11	2,099.82
Mission	900.00	0.00	247.31	0.00	0.00	1,500.00	0.00	287.14	219.43
Monastrell	0.00	0.00	0.00	0.00	0.00	0.00	0.00	2,323.25	3,800.00
Montepulciano	771.66	1,114.29	0.00	0.00	0.00	1,996.16	0.00	1,363.05	1,118.10
Mourvedre *	1,111.96	864.29	504.48	0.00	900.00	1,717.10	1,458.64	1,886.37	1,752.01
Muscat Hamburg *	721.60	784.10	475.33	0.00	0.00	0.00	0.00	689.58	630.58
Nebbiolo	1,500.00	0.00	454.50	0.00	0.00	1,193.20	1,303.13	1,360.93	1,072.94
Negrette *	0.00	0.00	0.00	0.00	0.00	0.00	0.00	2,250.00	1,897.38
Negroamaro	0.00	0.00	0.00	0.00	0.00	1,140.00	0.00	1,247.63	1,169.00
Nero D'Avola *	0.00	1,074.16	0.00	0.00	0.00	0.00	0.00	1,239.89	1,134.15
Petit Verdot	713.51	619.19	448.26	0.00	1,083.33	1,594.57	1,536.84	1,071.89	1,205.13
Petite Sirah	757.84	599.98	480.60	472.97	1,800.00	1,632.46	834.94	1,019.19	1,025.45
Pinot Noir	715.11	463.58	432.82	0.00	0.00	1,500.00	785.83	1,937.70	1,851.14
Pinotage	1,268.00	0.00	0.00	0.00	0.00	0.00	0.00	1,399.38	1,458.17
Primitivo	1,145.66	1,091.84	296.69	0.00	0.00	1,355.63	1,423.86	1,670.68	1,541.61
Refosco *	0.00	0.00	0.00	0.00	0.00	0.00	0.00	1,819.59	1,376.49
Royalty	0.00	0.00	475.00	0.00	0.00	0.00	0.00	475.00	475.00
Rubired *	342.70	257.19	278.90	264.20	0.00	0.00	0.00	276.06	278.22
Ruby Cabernet	372.74	419.37	271.72	333.16	0.00	0.00	0.00	290.51	306.06
Sagrantino	0.00	1,130.10	0.00	0.00	0.00	1,235.00	0.00	1,376.22	1,153.38
Salvador	0.00	0.00	0.00	285.00	0.00	1,800.00	0.00	291.47	292.34
Sangiovese *	520.50	970.03	278.71	0.00	700.00	1,726.15	0.00	1,291.28	1,266.08
Souzao	942.79	0.00	400.00	0.00	0.00	0.00	0.00	965.48	1,105.92
St Laurent	0.00	0.00	0.00	0.00	0.00	0.00	0.00	2,296.67	2,264.20
Syrah *	509.74	408.65	344.57	234.98	1,524.24	1,649.08	1,295.75	836.68	787.66
Tannat	615.49	611.02	471.04	0.00	0.00	1,774.35	1,286.69	706.15	732.54
Tempranillo *	629.81	0.00	351.39	0.00	1,135.19	1,623.47	867.88	668.72	616.08
Teroldego	743.91	637.69	300.00	0.00	0.00	0.00	778.53	695.02	795.34
Tinta Cao	1,353.05	0.00	319.48	0.00	0.00	2,200.00	0.00	479.50	539.90
Tinta Madeira	0.00	0.00	0.00	0.00	0.00	0.00	0.00	1,284.54	712.69
Touriga Nacional *	688.15	1,200.00	300.96	0.00	0.00	2,200.00	0.00	679.21	704.54
Trousseau *	1,150.00	0.00	0.00	0.00	0.00	0.00	0.00	2,689.06	1,000.00
Zinfandel	649.75	331.99	297.00	306.60	1,528.94	1,708.35	308.90	623.50	641.00
Other Red 1/	1,256.36	405.90	113.16	194.58	0.00	1,604.48	350.00	226.60	370.98
Total Red	657.15	491.31	306.90	277.94	982.29	1,600.28	737.19	998.10	944.39
TOTAL WINE	627.19	475.95	306.46	275.23	1,007.81	1,608.14	642.47	824.42	805.64
TOTAL ALL VARIETIES	627.18	475.84	301.57	255.39	1,007.81	1,608.14	642.47	797.49	785.34

* Synonyms for variety names are shown on Page 5.
 1/ Other categories include minor and mixed varieties.

2017 CENSUS OF AGRICULTURE

YOUR VOICE. YOUR FUTURE. YOUR OPPORTUNITY.

There's Still Time to Be Counted.


Census of Agriculture data are frequently used in decisions about farm policy, disaster relief, assistance programs, infrastructure improvements, research, and more.

Every Response Matters. Respond Today.

Respond online at www.agcounts.usda.gov or by mail.

For assistance, call toll-free (888) 424-7828.

www.agcensus.usda.gov



United States Department of Agriculture
National Agricultural Statistics Service