



Walnut/Raisin/Prune Report State Summary – 2016 Crop Year



California Department of Food and Agriculture

Cooperating with the USDA, National Agricultural Statistics Service

Pacific Regional Office · P.O. Box 1258 · Sacramento, CA 95812 · (916) 738-6600 · (855) 270-2722 Fax · www.nass.usda.gov/ca

Released: October 19, 2017

Information contained in this report was supplied by handlers of walnuts, raisins, and prunes to fulfill reporting requirements of Sections 55601.7 and 55601.8 of the Food and Agricultural Code. The report includes all tonnages of walnuts, raisins, and prunes that were either produced by the handler or purchased from producers. The final weighted average price, including bonuses and allowances, has been reported for all contracts which were finalized.

All 2016 crop transactions completed through the close of business on August 31, 2017 are included in this report. A "good faith" estimate of final weighted average price was reported for those contracts which were not final on the same date. The data are shown by major varieties at the State level only.

DEFINITIONS

Producer: A person or operator who is responsible for the walnuts, raisins, or prunes in the unprocessed state. A dehydrator operator is considered the

producer of raisins or prunes if they grew or purchased fresh grapes or prunes and dehydrated them.

Handler: Firm that processes and markets walnuts, raisins, or prunes.

Finalized Purchases: Tonnage purchased from producers, for which a pricing contract has been completed.

Non-Finalized Purchases: Contracted tonnage, for which a final price has not yet been determined.

Free Tonnage: Tonnage received by a handler, for which the only Federal marketing order regulation is a minimum quality or size standard. Reserve tonnage is the tonnage set aside as authorized by a Federal marketing order.

Weighted Average Price: Weighted average price reflects prices or "good faith" estimates of prices as reported by handlers and include any bonuses or allowances.

California agricultural statistics publications are available free-of-charge on the Internet at:

www.nass.usda.gov/ca

SUMMARY OF WALNUT HANDLERS' REPORTS

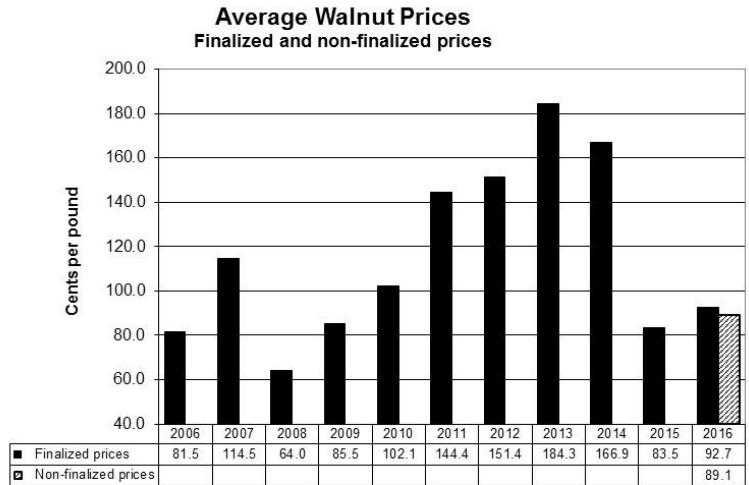
Walnuts produced by handlers in 2016 totaled 20,486 tons. This figure does NOT include walnuts purchased from other handlers or producers.

The tonnage produced by the handler plus tonnage purchased from producers for the 2016 walnut crop was 688,705 in-shell tons.

The total 2016 walnut crop purchased from producers, for whom pricing had been finalized, reached 649,183 tons at an average price of 92.7 cents per pound. This price is rounded to the nearest tenth of a cent per pound and includes all bonuses and allowances.

Purchases from producers, for whom pricing was NOT finalized, totaled 19,036 tons. The average "good faith" estimate of the final weighted average price for this tonnage was 89.1 cents per pound.

The quantity of all walnuts purchased from producers was 668,219 tons for the 2016 crop. This figure does not include walnuts produced by the handler or purchased from other handlers.



Source: USDA, NASS, Pacific Regional Office-California

WALNUTS: IN-SHELL TONS, 2016 CROP

Variety	Produced by handler	Finalized prices		Non-final prices		Total acquisitions	
		Purchased from producer	Price per pound ^{1/}	Purchased from producer	Price per pound ^{1/}	Purchased from producer	Total quantity handled
	<i>tons</i>	<i>tons</i>	<i>cents</i>	<i>tons</i>	<i>cents</i>	<i>cents</i>	<i>tons</i>
Chandler	11,840	346,062	99.4	10,457	97.1	356,519	368,359
Franquette	80	4,172	66.5	332	54.4	4,504	4,584
Hartley	2,006	50,436	94.4	945	96.2	51,381	53,387
Howard	3,381	88,139	89.0	3,332	84.2	91,471	94,852
Payne	161	3,600	77.4	383	42.0	3,983	4,144
Serr	192	20,395	77.6	526	62.8	20,921	21,113
Tulare	1,355	82,153	91.1	2,011	86.3	84,164	85,519
Vina	829	27,925	68.0	568	63.0	28,493	29,322
Other	642	26,301	63.4	482	66.7	26,783	27,425
TOTAL	20,486	649,183	92.7	19,036	89.1	668,219	688,705

^{1/} Prices include bonuses and allowances.

NOTE: Varietal totals may not equal due to rounding.

SUMMARY OF RAISIN HANDLERS' REPORTS

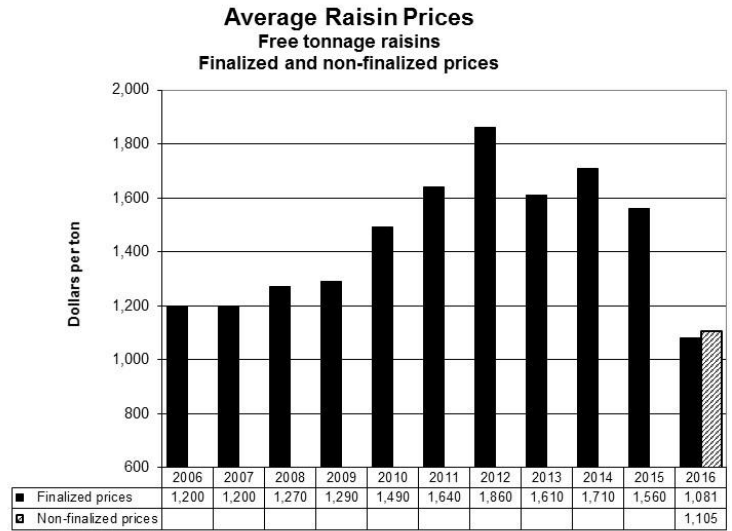
Free raisin tonnage produced by handlers in 2016 totaled 30,474 tons. This figure does NOT include raisins purchased from other handlers or producers.

The tonnage produced by the handler plus tonnage purchased from producers for the 2016 raisin crop was 335,893 tons.

The total 2016 raisin crop purchased from producers, for whom pricing had been finalized, reached 209,042 tons at an average price of \$1,081 per ton. This price is rounded to the nearest dollar per ton and includes all bonuses and allowances.

Purchases from producers, for whom pricing was NOT finalized, totaled 96,377. The average "good faith" estimate of the final weighted average price for this tonnage was \$1,105 per ton.

The quantity of all raisins purchased from producers was 305,419 tons for the 2016 crop. This figure does not include raisins produced by the handler or purchased from other handlers.



Source: USDA, NASS, Pacific Regional Office-California

FREE RAISIN TONNAGE: "MEETING INSPECTION" ^{1/}, 2016 CROP YEAR

Variety	Produced by handler	Finalized prices		Non-final prices		Total acquisitions	
		Purchased from producer	Price per ton ^{2/}	Purchased from producer	Price per ton ^{2/}	Purchased from producer	Total quantity handled
	<i>tons</i>	<i>tons</i>	<i>dollars</i>	<i>tons</i>	<i>dollars</i>	<i>tons</i>	<i>tons</i>
Natural Seedless	18,926	191,512	1,053	93,073	1,088	284,585	303,511
Dipped Seedless	481	1,540	1,195	0	0	1,540	2,021
Golden Seedless	8,542	5,994	1,817	2,506	1,897	8,500	17,042
Zante Currants	24	1,919	1,321	650	600	2,570	2,594
Sultanas	0	27	1,078	0	0	27	27
Muscats	0	0	0	0	0	0	0
Monukkas	0	73	1,078	0	0	73	73
Other Seedless	2,501	7,976	1,116	148	675	8,125	10,625
TOTAL	30,474	209,042	1,081	96,377	1,105	305,419	335,893

^{1/} Free tonnage as reported to the Raisin Administrative Committee.

^{2/} Price includes bonuses and allowances.

NOTE: Varietal totals may not equal due to rounding.

SUMMARY OF PRUNE HANDLERS' REPORTS

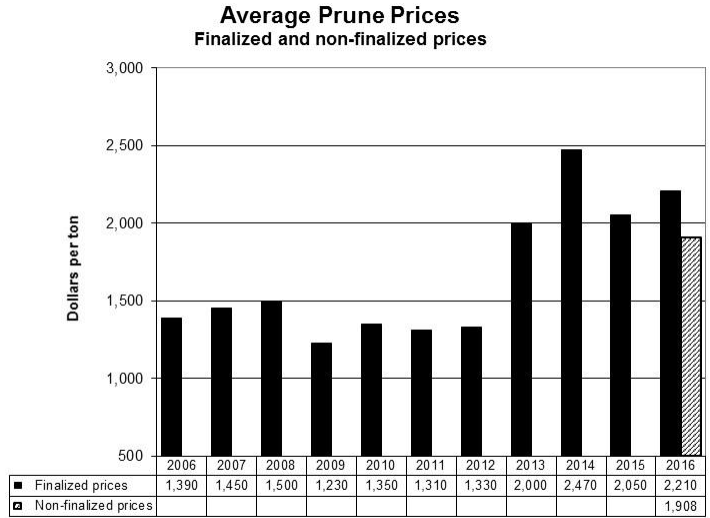
Prunes produced by handlers in 2016 totaled 3,722 tons. This figure does NOT include prunes purchased from other handlers or producers.

The tonnage produced by the handler plus tonnage purchased from producers for the 2016 prune crop was 52,956 tons of French prunes.

The total 2016 prune crop purchased from producers, for whom pricing had been finalized, reached 46,153 tons at an average price of \$2,210 per ton. This price is rounded to the nearest dollar per ton and includes all bonuses and allowances.

Purchases from producers, for whom pricing was NOT finalized, totaled 3,081 tons. The average "good faith" estimate of the final weighted average price for this tonnage was \$1,908 per ton.

The quantity of all prunes purchased from producers was 49,233 tons for the 2016 crop. This figure does not include prunes produced by the handler or purchased from other handlers. The weighted average size count of tons purchased from producers was 53 for the French varieties.



Source: USDA, NASS, Pacific Regional Office-California

PRUNES: TONS, 2016 CROP YEAR

Variety	Produced by handler	Finalized prices		Non-final prices		Total acquisitions		
		Purchased from producer	Price per ton ^{1/}	Purchased from producer	Price per ton ^{1/}	Purchased from producer	Weighted avg. size count	Total quantity handled
	<i>tons</i>	<i>tons</i>	<i>dollars</i>	<i>tons</i>	<i>dollars</i>	<i>tons</i>	<i>number</i>	<i>tons</i>
French	3,390	46,099	2,209	3,081	1,908	49,179	53	52,570
Non-French	332	54	2,321	0	0	54	54	386
TOTAL	3,722	46,153	2,210	3,081	1,908	49,233	53	52,956

^{1/} Prices include bonuses and allowances.

NOTE: Varietal totals may not equal due to rounding.